

The background of the cover is composed of various geometric shapes in blue, yellow, and black. At the top left, there is a blue square containing a white circle with a black diagonal line. To its right is a yellow triangle. Further right is a blue square containing a yellow circle. On the far right is a blue circle. Below these, on the left, is a blue square. In the center, there is a large white rectangle containing the title text. To the right of this rectangle is a black triangle and a yellow triangle. At the bottom, there are two thick horizontal black bars, with a yellow triangle pointing upwards between them.

# **Funding of non-governmental organisations by local government units in 2020 and 2021**

Study report

# Funding of non-governmental organisations by local government units in 2020 and 2021

## Study report



Funded by the National Liberty Institute - Centre for Civil Society Development from the resources of Civic Initiatives Fund  
NOWEFIO Programme for the years 2021-2030



Kwidzyn, October 2021

The contractor acting on behalf of the National Liberty Institute - Centre for Civil Society Development is the M.A.P.A. Foundation. – place, activity, participation, animation.

### Authors:

Wojciech Kaczmarczyk  
Piotr Stec  
Tomasz Rykaczewski  
Maria Witecka-Wiese  
Krzysztof Stachura  
Łukasz Samborski  
Dorota Wiśniewska  
Patrycja Sosnowska  
Aleksandra Klimkowska  
Michał Jankowski (cartography)  
Mapa Obywatelska Foundation Team

### Publisher:

M.A.P.A. Obywatelska Foundation. – place, activity, participation, animation  
82-500 Kwidzyn  
ul. Odrowskiego 4/19

## Content

Preface .....	4
From the authors.....	8
Introduction .....	10
Context of the study.....	10
Methodological considerations and specifics of the research project implementation ....	14
Survey results.....	21
Voivodeship governments .....	21
County governments .....	41
Municipal and urban governments.....	51
Conclusions from the study .....	98
Main conclusions from the study .....	98
Comments on the proposals .....	101
Appendices .....	104

## Preface

Wojciech Kaczmarczyk

Director of National Liberty Institute - Centre for Civil Society Development

Non-governmental organisations indicate local administration as the main partner of their activities. Thanks to the statutory obligation to develop cooperation programmes between local governments and non-governmental organisations in cooperation with the third sector, the area of implementation of public tasks using the resources of civic organisations has been regulated and organisations are systematically supported in the implementation of their statutory objectives. The most noticeable is the effect of financial cooperation. According to GUS (CSO) data, in 2019 local government offices of all levels transferred to non-profit entities the amount of PLN 2.7 billion for the implementation of public tasks. This amount increased by PLN 1.1 billion between 2013 and 2019. However, thanks to the cooperation programmes the organisations use the premises of territorial self-government units on preferential conditions, they participate in planning of public policies, they co-create the bodies of civic dialogue, including the councils of public benefit activity.

The COVID-19 pandemic is disrupting social and economic life and is affecting the functioning of NGOs. Being a partner of territorial self-governments and executing many public tasks, non-governmental organisations run institutions for the homeless, schools and day-care centres. They organise many cultural, sport and educational activities. During the pandemic, many activities periodically had to be suspended and some facilities closed. Remote working was organised where possible, but not all activities are feasible in this form. A significant problem signalled by organisations is the necessity to bear fixed costs of functioning in the situation of a drastic fall in income from paid statutory activity and economic activity. Organisations have also reported problems in clearing incurred expenditure for activities that had to be cancelled because of the epidemiological threat. Given the real weakness of organisations and the shortage of financial reserves, prolonging the crisis situation may pose a threat that the organisations will be liquidated, despite the support that has been provided to organisations by the government under the anti-crisis shield, including in the form of the Government Emergency Support Program for NGOs to Counter the Effects of COVID-19 initiated by the Chairman of the Committee on Public Benefit.

The functioning of member organisations has been threatened by the closure or curtailment of activities of many establishments and the deepening shrinkage of the membership base of associations. It should be remembered that even before the outbreak of the



pandemic, the phenomenon of declining membership in NGOs had worried researchers and third sector leaders. According to the KLON/JAWOR Association, which has been systematically studying non-governmental organisations and civic activity in Poland for years, between 2010 and 2018 the average association decreased in number by more than 15%, in addition, the number of members actively participating in the organisation's activities has decreased by more than 30% since 2015.

The COVID-19 pandemic is undoubtedly resulting in major changes on a social and economic level. The observed difficulties in the smooth functioning of the civic sector, including the implementation of public tasks, prompted NIW-CRSO to support the search for answers to the question of how the pandemic affected the financing of NGOs from local government funds?

This report presents the most comprehensive possible knowledge on the structure of changes in the resources allocated to financial support for the social sector at the three levels of local government. By delving into the 2019 (i.e. before the outbreak of the pandemic) and 2020 programmes of cooperation between JST and NGOs, the authors have made a valuable comparison that allows for an in-depth assessment of the implementation of public policies supporting the civic sector in Poland.

It should be noted that the presented analyses of financing the civic sector by territorial self-government units took the inflation index into account. Thanks to this procedure, which is rarely encountered in studies of the third sector, it became possible to make the structure of changes in financial support more realistic and to relate it to the general economic situation of the country.

As you will see next, the results of the study are inconclusive. The good news is that the expenditures of territorial self-government units on cooperation with organisations in 2020-2021 will increase by over PLN 130 million. The effect of the pandemic did not freeze cooperation between local governments and organisations. Concerns expressed by organisations in the KLON/JAWOR study did not materialize. The increase in expenditures concerns commune and powiat self-governments, i.e. where most public tasks are implemented with the participation of NGOs.

Nominally, voivodeship local governments allocated similar amounts, i.e. ca. PLN 215 million, for implementation of cooperation programmes with non-governmental organisations in 2020-2021, however taking inflation into account, a slight decrease is noticeable. Again, however, the pandemic effect does not scare. Concerns of non-governmental organisations about a mass closure of public tasks performed by non-governmental organisations were overstated. The worsening financial condition of territorial self-government units in the

period of the pandemic did not cause any direct threat to non-governmental organisations for which, let us add, local self-governments are still one of the most important partners and sources of financing.

On the other hand, declines in funding recorded in some areas of public benefit, including “activities supporting the development of local groups and communities” and “culture, arts, protection of cultural goods and national heritage”, should raise concern. The area of public benefit activities supporting the development of local groups and communities is particularly sensitive due to the fact that it is the easiest area to look for “savings” as it does not involve direct support. In the case of the area of “culture, arts, protection of cultural goods and national heritage” we rather deal with the effect of projecting reducing the intensity of activities connected to a potential epidemic threat.

Regardless of the survey results, it should be stated that the area of co-operation of territorial self-government units with the non-governmental organisations should be systematically monitored. The survey carried out in 2021 would need to be cross-checked with the data from the reports on the implementation of the cooperation programmes. Finally, data on financial and non-financial cooperation of territorial self-government units with NGOs, going beyond the provisions of cooperation programmes and available mainly in the territorial self-government units’ budget resolutions and other documents, would need to be catalogued thoroughly.

The authors of the survey, all persons involved in the laborious process of obtaining data (not always - unfortunately - provided by local government entities without any problems) deserve words of appreciation. Thanks to the efforts of the M.A.P.A. Obywatelska Foundation, the range of data presented in this report is broad and precise.

I hope that this report - apart from illustrating the scale of financial support - will draw the readers’ attention to a number of detailed issues related to the functioning of territorial self-government units’ cooperation programmes with non-governmental organisations. Thus, it will contribute to the improvement of the mechanism of programme development and to the development of solutions allowing for an ongoing monitoring of changes in this area of cooperation between public institutions and the civic sector.

Cooperation of local administration with non-governmental organisations is a driving force for the development of the social periphery. Thanks to it, in the hardly accessible area of social phenomena - often touching the most difficult areas of social exclusion and marginalization - systematic and professional activities are carried out, which bring measurable benefits on the scale of the whole country, regions and local communities. Thanks to these activities, people in crisis are supported, institutions providing social services are created

and maintained, civic cultural undertakings are implemented, the memory of witnesses of history is restored, and local traditions have a chance to continue and develop. I trust that this report, and perhaps soon a systematic research project initiated by the National Liberty Institute to monitor the cooperation of local administration with NGOs, will contribute to increasing the volume of cooperation, improving its quality and raising public awareness of the presence of NGOs in social life.

## From the authors

Dear Sir/Madam,

The year 2020 will undoubtedly mark a turning point in history. The entire humanity was confronted with an unprecedented scale of difficulties, restrictions, uncertainties and challenges. We mean, of course, the COVID-19 pandemic and all its aftermath. It turned out that nothing would ever be the same again...

This unusual situation has also posed challenges for the civil sector. One of them turned out to be changes in the structure of financial cooperation between local governments and NGOs. The extent of these changes and the resulting conclusions formed the basis of a study conducted by the M.A.P.A. Obywatelska Foundation, commissioned by the National Liberty Institute - Centre for Civil Society Development - to conduct research, resulting in this very report.

This is the first study of its kind to gather knowledge, as comprehensively as possible, on the structure of financial changes in the resources planned for cooperation with the social sector before the pandemic (cooperation programmes for 2020 were mostly adopted at the end of 2019) and during it (similarly, cooperation programmes for 2021 were adopted at the end of 2020). It is also innovative that the study uses the inflation rate and includes it in the structure of financial changes in the cooperation of local governments and NGOs.

The whole research process turned out to be a much more difficult task than anyone could have anticipated. In spite of the application of modern information and communication technology solutions by the Foundation and the enormous work of the whole team, almost half of the local governments in the country did not respond in the so-called public information mode. We state with concern that almost half of self-governments in Poland did not reply twice in the above mode (each self-government which did not reply to the first letter concerning public information received a second one, obviously referring to the first one).

Thanks to the commitment of the Foundation's staff and the specialists cooperating with it, the process of collecting, verifying and analysing the information was successfully completed. We thank everyone jointly and individually for doing this titanic job.

Huge thanks are also due to the NIW-CRSO staff supporting this project, especially Ms. Ewa Dzielnicka - Chief Research and Analysis Officer. Throughout the implementation of the action you have been an invaluable resource of knowledge, consultation, example of partnership cooperation. Thank you for the trust and support you have given us.

We hope that you will find the report an interesting source of knowledge about the changes taking place in the civic sector.

We wish you fruitful reading

Piotr Stec

President of the M.A.P.A. Obywatelska Foundation

# Introduction

## Context of the study

Maria Witecka-Wiese

This report aims to present changes in the scale of NGO funding by local government units in 2020 and 2021. The research conducted was nationwide and focused on a comparative analysis of cooperation programmes for 2020. The research was conducted on a nationwide scale and focused on a comparative analysis of cooperation programmes for 2020 (usually adopted at the end of 2019, i.e. before the outbreak of the COVID-19 pandemic) with programmes assuming support for 2021, already formulated in the reality of the pandemic. Our research focused on all levels of territorial self-government units, i.e. covered Voivodeship, poviats and commune/town self-governments. Of course, the various tiers of local government also vary and therefore general conclusions about them are not necessarily confirmed in every specific case.

It is worth noting that studies of this type have not been conducted on a large scale in Poland so far, which makes it impossible to make comparisons with previous years.

The survey made it possible to present the real financial situation of NGOs in Poland and the problems connected with it. The most important need from the perspective of the non-governmental sector in the wake of the pandemic was funding for operations, specifically “financial support to maintain liquidity and pay salaries/financial buffers”<sup>1</sup>. The fact that every second NGO in Poland indicated this area of needs proves that financing is one of the key problems of the third sector in our country.

According to the study *A Year in Pandemic. NGO Survey Report 2020/2021* as many as 57% of organisations had lower revenues in 2020 than the previous year. Most associations and foundations (90%) cite the COVID-19 pandemic and its associated consequences as the main reason for the budget reduction. In an attempt to characterise the profile of organisations most affected by this situation, the authors of the report state that the reduction in revenue affected more often:

- organisations from small and medium-sized towns,
- sectors such as: culture and arts, sports and tourism, and education and upbringing,

---

<sup>1</sup> B. Charycka, M. Gumkowska (2021), *A year in a pandemic. NGO Research Report 2020/2021* [online], Klon/Jawor Association, Warsaw, March 2021 <https://api.ngo.pl/media/get/160530> [accessed: 23/09/2021].

- associations and foundations that had revenues between 1 thousand and 100 thousand in 2019.

As we can read further in the report: “In most organisations, revenues have declined in 2020. An analysis of the data on changes in revenue by source shows that budgets may have been primarily affected by decreases: of the following:

- grants from local government funds,
- donations from individuals,
- corporate donations,
- revenues from paid statutory activities.

For each of these sources, more than 20% of organisations experienced a decline in revenue.”<sup>2</sup>.

Changes in budgets were also noted by local governments (which are stakeholders of the civic sector in the implementation of tasks in the area of public benefit), which can be read, inter alia, in the study *Local Government Finances in the Pandemic Era*<sup>3</sup>.

In the context of the financial situation of both self-governments and non-governmental organisations, the two main determinants of the social and economic situation seem to be the most important:

- COVID-19 epidemic and associated uncertainty, difficulties (for economies as well as society) in lockdown situations, complicated and often changing epidemic-sanitary regulations, changing ways of life (communication/work/on-line life), increased social problems and tensions, need to change the way social services are delivered. The positive effects of a pandemic can only be seen in the effect of a “rush to action” - a form of social solidarity and community action to help counter the pandemic,
- relatively high inflation of 3.4% in 2020 (year-on-year), and the consequent increase in the costs of purchasing services and products, a real decline in the salaries of most third sector employees, and the impossibility of compensating for the high inflation rate in relation to the already implemented and planned public tasks financed by the local government.

Unfortunately, the effects of rising inflation linked with the pandemic factor are currently the main problems faced by local government units (and indirectly by NGOs, for which

---

<sup>2</sup> Ibid., p. 46.

<sup>3</sup> J. Łukomska, P. Swianiewicz (2020), *Local Government Finances in the Pandemic Era* [on-line], Stefan Batory Foundation, [https://www.batory.org.pl/wp-content/uploads/2020/11/Finanse-samorzadu-w-dobie-pandemii.pdf#xd\\_co\\_f=ZDRmNTBkOGMtYTA4OS00ZjllThkYWmtZjdkOTY3YzVmNWRi~](https://www.batory.org.pl/wp-content/uploads/2020/11/Finanse-samorzadu-w-dobie-pandemii.pdf#xd_co_f=ZDRmNTBkOGMtYTA4OS00ZjllThkYWmtZjdkOTY3YzVmNWRi~) [accessed: 23/09/2021].

local governments are the most important source of funds for the implementation of public benefit activities), as we can read in the report *Local government finances in the era of the pandemic*:

“According to the World Bank’s latest projections (as of end-September 2020), the GDP decline for the whole of 2020 is expected to be 3.9%, while in 2021 it should allow for a significant (but only partial) recovery (+3.5%).

In the present situation, territorial self-government units are much more powerless than the government protecting the state budget due to the fact that at the national level economic and financial policy makers have at their disposal response instruments with the help of which they can try to stabilise the macroeconomic situation and rescue the budget situation. “Local governments are either deprived of these instruments (monetary policy) or have them at their disposal in a much more limited way (tax policy, debt), having a very moderate influence both on the short-term situation of their budgets and on economic conditions that in the long run affect the size of budget revenues. Obviously, under crisis conditions, local governments should audit their expenditures, look for sources of savings, as well as additional sources of income<sup>4</sup>.”

Changes in tax regulations (especially income taxes, e.g. PIT exemption for persons under 26 years of age or a decrease in the % of revenues to the local government from taxes in relation to the central budget), including their greater centralisation, are a challenge also in the area of financial cooperation of local governments and non-governmental organisations.

The issue of changes in the structure of self-governments’ finances is not a subject of this report, therefore the above issue was only marked as one of the possible factors of changes in the size of financial cooperation between the self-government and non-governmental organisations.

The financial condition of territorial self-government units (and, consequently, the scale of funds contracted with the civic sector) results from a number of layered factors, but the pandemic situation as well as relatively high inflation (3.4% for 2020, the highest in the entire European Union with an upward trend) are the leading problems in this respect (mainly due to the fact that both determinants are still ongoing and it is very difficult to foresee the changes that may occur). Among other things, the situation will depend on the epidemic reality in the country and the world. If, in addition, the trend of high inflationary pressure continues, it will probably also be reflected in the area of co-operation (financial, but

---

<sup>4</sup> Ibid., p. 10.



also non-financial) of territorial self-government units with the third sector. Both are fluid, which makes it even more difficult to accurately consider them in a broader context.

## **Methodological considerations and specifics of the research project implementation**

NIW-CRSO

### **Methodological assumptions**

The year 2020 was a particularly difficult year financially for local government entities. The COVID-19 pandemic resulted in a significant increase in unplanned expenditures on the part of the counties, with a corresponding decrease in revenues in real terms. Local government units, due to the wide range of tasks they deal with on a daily basis, were forced to implement projects adapting the functioning of many institutions to sanitary restrictions and the new realities<sup>5</sup>. Difficult budgetary situation in 2020 and the lack of real chances for its improvement in 2021 led many self-governments to seek savings e.g. in funds earmarked for co-financing of non-governmental organisations in programmes of cooperation with non-governmental organisations and entities specified in art. 3 section 3 of the Act of 24 April 2003 on public benefit activity and volunteerism. The analysis of changes in cooperation programmes between 2020 and 2021 carried out in Pomeranian Voivodeship indicated that NGOs are financed from the budgets of communes, districts and cities at a lower level than before the COVID-19 pandemic.

Observation of the circumstances described above as well as signals coming to the National Liberty Institute - Centre for Civil Society Development from NGOs concerning financing of their activities by local governments resulted in a decision to subject this issue to in-depth research. The primary objective of the study was to gain an understanding of the impact of the COVID-19 pandemic on NGO funding from local government units. This objective was to be achieved by answering the following research questions:

1. What amount did each local government unit in Poland (voivodeship, powiat, town, commune) allocate in the programme of cooperation with non-governmental organisations and entities specified in Article 3 Paragraph 3 of the Act of 24 April 2003 on public benefit activity and voluntary work for co-financing organisations and entities from its area in 2020? What amounts did each TSU in Poland (voivodeship, powiat, town, commune) allocate in the 2020 cooperation programme for particular spheres

---

<sup>5</sup> Cf. the positions adopted at the XXVI General Assembly of the Union of Polish Counties, <https://samorzad.pap.pl/kategoria/aktualnosci/zo-zpp-domagamy-sie-systemowego-uzdrowienia-sytuacji-finansowej-jst> [access: 08/02/2021].

of public tasks listed in Article 4 of the Act of 24 April 2003 on public benefit activity and volunteerism?

2. What amount did each territorial self-government unit in Poland (voivodeship, poviast, town, commune) allocate in its cooperation programme for co-financing organisations and entities from its area in 2021? What amounts did each territorial self-government unit in Poland (voivodeship, poviast, town, commune) allocate in the cooperation programme in 2021 for particular spheres of public tasks listed in Article 4 of the Act of 24 April 2003 on public benefit activity and volunteerism?
3. What are the differences in the amounts of subsidies allocated by particular territorial self-government units in cooperation programmes for non-governmental organisations in 2020 and 2021?
4. What are the differences in amounts of co-financing assigned by territorial self-government units in cooperation programmes for particular spheres of public tasks listed in art. 4 of the Act of 24 April 2003 on public benefit activity and volunteerism?

The task of the research contractor was to obtain data on the resources allocated to finance non-governmental organisations from cooperation programmes and then to analyse them. Due to the fact that the cooperation programmes are published in TSU Public Information Bulletins, it was possible to obtain them directly from the BIP or by engaging offices representing communes, poviasts and voivodeships.

## Study objectives and assumptions

The main objective of the analysis was to determine what impact the COVID-19 pandemic had on the amount of NGO funding from TSU resources. Pandemic conditions posed a significant challenge for TSUs struggling with the necessity to balance their budgets due to unforeseen expenses. The difficult budgetary situation in 2020, and partially also in 2021, could result in seeking savings and limiting funds allocated for co-financing of activities conducted by non-governmental organisations and entities specified in Article 3, section 3 of the Act of 24 April 2003 on public benefit activity and voluntary work. The analysis of changes in the programmes of cooperation between local governments and NGOs in Pomeranian Voivodeship (2020-2021) shows that the level of funding for organisations has decreased<sup>6</sup>.

The survey made it possible to collect data and answer the question about the characteristics of the financing of the non-governmental sector's activities by territorial self-government units from the communal level, through district to Voivodeship. The analysis project consisted in comparing cooperation programmes for 2020 (usually adopted at the end of 2019, i.e. before the outbreak of the pandemic) with programmes assuming support for 2021, already formulated in the reality of the second wave of COVID-19. The research conception assumed gathering and analysing data about the amount of co-financing that territorial self-government units allocate within their co-operation programmes with organisations, also according to the spheres of public tasks listed in article 4 of the Act of 24 April 2003 on public benefit activity and volunteerism<sup>7</sup>.

---

<sup>6</sup> *Pomeranian NGO 2020 in the face of COVID-19*. PS COP report on the needs and support of the Pomeranian third sector, Gdansk 2020.

<sup>7</sup> Cf. Journal of Laws of 2003, No. 96, item 873. The Act of 24 April 2003 on about public benefit activities and volunteering. The Act distinguishes tasks in the field of: 1) social welfare, including assistance to families and individuals in difficult life situations and equalisation of opportunities for such families and individuals; 2) activities aimed at integration and reintegration of people at risk of social exclusion; 3) charity activities; 4) maintaining and disseminating national tradition, cultivating Polish identity and developing national, civic and cultural awareness; 5) activities for national and ethnic minorities and regional language; 6) protection and promotion of health, including medical activity within the meaning of the Act of 15 April 2011 on medical activity (Journal of Laws of 2020, item 295 and 567); 7) activities for the benefit of the disabled; 8) promotion of employment and professional activation of people who are unemployed and threatened with redundancy; 9) activities promoting equal rights for women and men; 10) activities for people of retirement age; 11) activities supporting economic development, including development of entrepreneurship; 12) activities supporting the development of technology, inventiveness and innovation, as well as dissemination and implementation of new technical solutions in economic practice; 13) activities supporting the development of local groups and communities; 14) science, higher education, education and upbringing; 15) activities for children and young people, including recreation for children and young people; 16) culture, art, protection of cultural goods and national heritage; 17) promotion and dissemination of physical culture; 18) ecology and protection of animals

The scope of the study covered the whole of Poland, i.e. all communes, districts and voivodeships. Thus, the analysis is intended to be comprehensive - its intention was to collect data enabling one to draw conclusions about the support specificity and changes in this respect at each level of territorial self-government units. The data collected is an important part of the picture of the condition of NGOs during the pandemic period. The research report may be addressed to entities participating in the creation and implementation of policies supporting the development of civil society in Poland - both on the governmental level and on the side of territorial self-government units and third sector entities.

Four main research questions were posed at the study design stage and are answered in this report. First of all, the amount allocated by territorial self-government units to co-financing of organisations' activities in 2020 was analysed. Secondly, it was verified, what was the amount of this sum in the following year, 2021. Thirdly, it was checked, what are the differences in co-financing amounts between 2020 and 2021. Fourthly, analogically to aggregate data concerning particular levels of territorial self-government units, the amount of funds was analysed, broken down into 33 separate spheres of public tasks.

The analysis carried out allowed answering the questions posed. The following section of the study presents data illustrating, on the one hand, the specifics of spending and, on the other hand, the changes that can be seen between 2020 and 2021. Apart from the differentiation between the examined years, the report presents comparisons according to the activity areas mentioned in the Act on Public Benefit Activity and Volunteerism as well as spatial comparisons taking into account the commune, district and Voivodeship level. This multidimensional comparison enables a detailed analysis and thus the development of comprehensive conclusions about the characteristics of support that Polish non-governmental organisations received from territorial self-government units in the examined period.

---

and protection of natural heritage; 19) tourism and sightseeing; 20) public order and safety; 21) national defence and the activity of the Armed Forces of the Republic of Poland; 22) popularisation and protection of freedom and human rights and civil liberties, as well as activities supporting the development of democracy; 23. rescue and civil protection; 24) assistance to victims of disasters, natural disasters, armed conflicts and wars at home and abroad; 25) the promotion and protection of consumer rights; 26) activity for the benefit of European integration and development of contacts and cooperation between societies; 27) promotion and organisation of volunteering; 28) assistance to Polonia and Poles abroad; 29) activities for veterans and persons repressed; 30) promoting the Republic of Poland abroad; 31) activities for the benefit of family, maternity, parenthood, dissemination and protection of children's rights; 32) counteracting addictions and social pathologies; 33) activities in favour of non-governmental organisations and the entities mentioned in Art. 3 section 3, within the scope specified in points 1-32a.

## **Characteristics and process of the research process**

The research process began by sending a request for public information to each local government unit. The database of territorial self-government units (TSU) in Poland, made available by the Department of Public Administration at the Ministry of Interior and Administration, was used for this purpose. The representative(s) of TSU had an opportunity to provide information by filling in a short on-line survey (Google Forms). Three different versions of the questionnaire were prepared for territorial self-government units at the commune level (town halls and commune offices), poviats level (poviat county office) and Voivodeship level (marshal offices). The forms did not differ significantly in the type and format of information collected. The questionnaire was filled in on one's own by the TSU representative(s) after collecting the necessary data and possible contact with a person from the research team who could clarify the doubts related to the purpose and manner of data collection. In addition, all respondent(s) were informed that they could obtain copies of their responses by e-mail. They have also been informed about the principles of personal data processing for the purposes of the research project.

The respondents were asked to indicate in the form the address of territorial self-government unit's website in the Public Information Bulletin and to provide the address of pages with information about passing the co-operation program for 2020 and 2021. The purpose of this procedure was to verify the information available about territorial self-government units and the possibility to collect additional data. The respondent(s) were also asked to provide in the form itself data on the amount of funding for NGO activities. It was necessary to specify both the total amount of funds planned for the implementation of the cooperation programme and the amounts divided into 33 areas distinguished in Article 4 of the Act of 24 April 2003 on public benefit activity and volunteerism.

Information about the person filling out the form was also collected to enable later contact, as well as information about the position held by the respondent and contact details of a specialist for cooperation with non-governmental organisations (if different from the person who filled out the form). It was also technically possible for one person to be in charge of posting the data on the form, while another person or group of people worked to collect the data and prepare it for entry. Additionally, in the forms for communes and poviats, the size of the given territorial self-government unit was marked (from the smallest, up to 20 thousand inhabitants, to the largest, exceeding 250 thousand inhabitants), so that at a later stage of the survey such data could be used in the analysis.

All collected information was entered into the database, where it was then subject to collective analysis. In the case of differences in the amount of funds for financing the activities of non-governmental organisations exceeding 30% between 2020 and 2021, the Foundation's staff also verified the data by referring directly to the provisions of the cooperation programmes. Territorial Self-Government Units representatives had the possibility to provide data not only directly by the form, but also by e-mail, phone, post or using the Trusted Profile.

All Marshal Offices responded to the request for public information (of which 13 out of 16 responded to the first request). In the case of county offices, 147 entities (46.8%) responded to the request for public information within the first deadline, while 42 (13.4%) responded within the second deadline. At the municipal level, there were 901 responses to the request for public information within the first deadline (36.4%) and 342 responses within the second deadline (13.8%). In total, 60.2% of territorial self-government units at the poviats level and 50.2% of territorial self-government units at the commune level responded in this manner.

In a situation when the local government did not respond to a repeated request, the researchers independently searched for the information necessary for the analysis (these were mainly resolutions on adopting cooperation programmes) in Public Information Bulletins. This meant searching for data for 39.8% of county offices (i.e. 125 units) and 49.8% of city and commune offices (i.e. 1234 units). In total, less than one in two collaborative programmes was retrieved by the Foundation team's researchers, which of course represents a tremendous amount of data sought, reviewed and collated.

### **Difficulties in implementing the survey**

The survey made it possible to obtain a wide range of information on the scale of NGO support under local government cooperation programmes. The collected data can be an important element in creating policies to support the third sector in Poland in the upcoming post-pandemic period.

At the same time, it is worth pointing out several limitations and challenges associated with conducting research projects of a similar nature.

Firstly, the scope of the study did not assume verification of data recorded in cooperation programmes in reports on their implementation. This is because these data are prepared by the end of May following the adoption of the year. Their analysis would allow for a possible supplementation of the material collected on the basis of cooperation programmes.

Secondly, not all the local government bodies adopted cooperation programmes in due time (or it was not possible to reach them even through the Public Information Bulletin). There were situations where cooperation programmes were passed, but the amount of funds for this cooperation is 0 PLN. Many self-governments have adopted only multi-year programmes - with no clear allocation of funds for a specific year.

Thirdly, the quality and availability of data in cooperation programmes placed in Public Information Bulletins varies. Local governments do not always indicate funding by distinguished areas or distinguish them in a different way than specified in the Act. As a result, the collection, collation and analysis of empirical material are hampered. Additionally, some territorial self-government units do not reply to requests for public information, which makes the research process longer and more difficult and may have a negative impact on the quality of the data collected.

Fourth, and finally, the study takes into account an average annual inflation rate of 3.4% in 2020. Taking this measure into account resulted from the need to verify what is the real value of funds flowing from territorial self-government units to non-governmental organisations in the period covered by the survey.



## Survey results

### Voivodeship governments

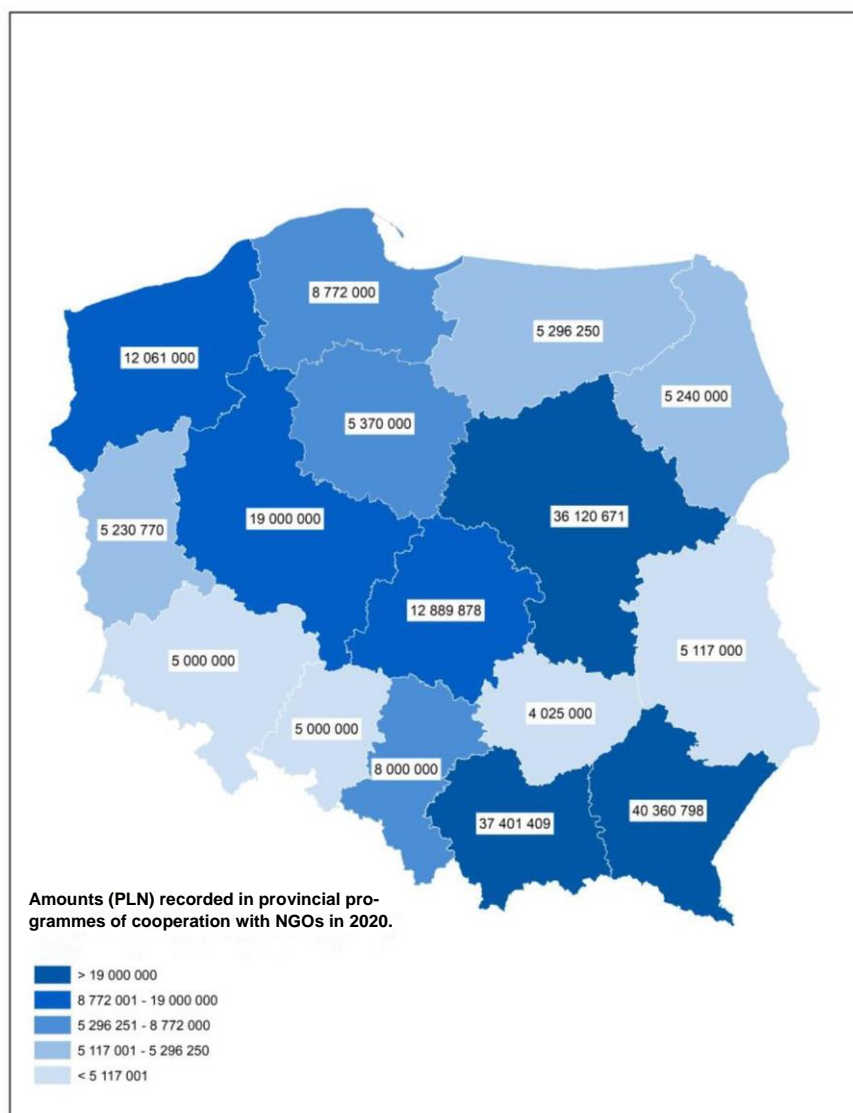
Łukasz Samborski

- ✓ **The data concerns the funds planned under the programmes of co-operation of 16 voivodeships with non-governmental organisations in 2020 and 2021.**
- ✓ **All voivodeship local governments have adopted cooperation programmes with non-governmental organisations for 2020 and 2021.**
- ✓ **All responses were provided pursuant to the Access to Public Information Act.**

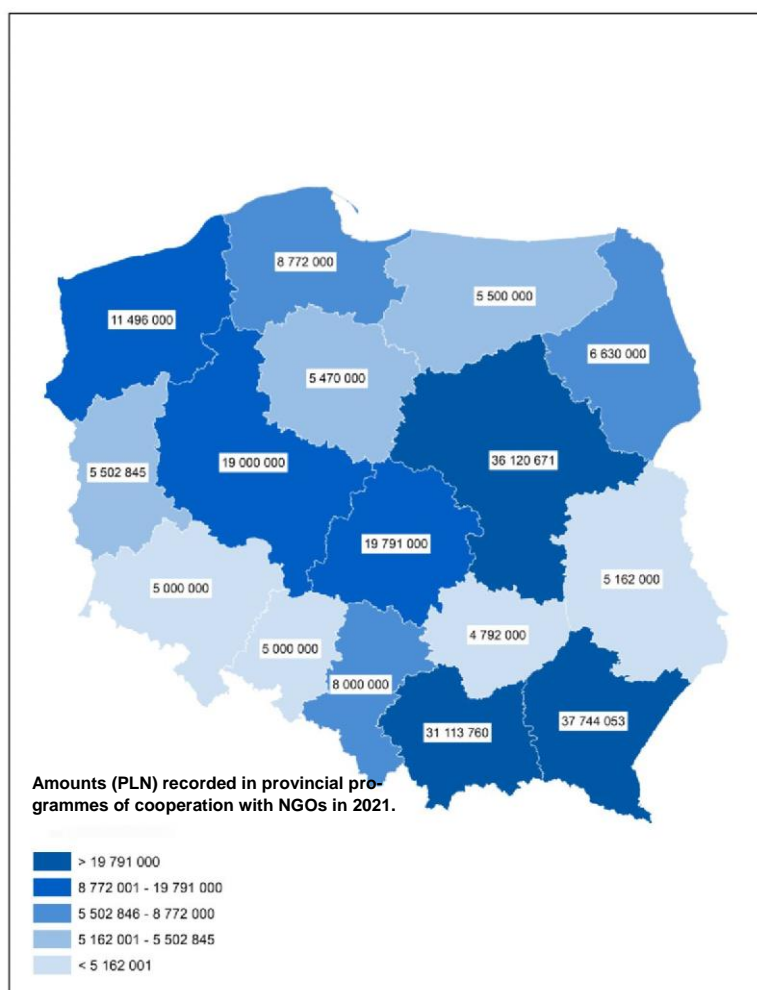
#### **Key findings from the survey of provincial governments:**

- The nominal value of funds for cooperation with the civic sector increased slightly, however, the real value of funds decreased by 3.3% (i.e. a real decrease of over PLN 7 million due to inflation).
- The largest increase in funds for cooperation with the civic sector occurred in Łódź Voivodeship; the largest decrease was recorded in Lesser Poland Voivodeship.
- The largest decrease in funds was recorded in the areas of activities supporting the development of local communities and communities and culture, arts, protection of cultural goods and national heritage.
- The largest increases in funding are seen in the areas of tourism and sight-seeing and activities for people with disabilities.
- The average amount of funds for cooperation with the civic sector for voivodeships was PLN 13,430,298.5 in 2020 and PLN 13,443,395.56 in 2021; the median was PLN 6,685,000.00 in 2020 and PLN 7,315,000.00 in 2021.

#### ***General data at the level of provincial governments in 2020-2021***



Map 1. Nominal amount of funds in provincial programmes of cooperation with non-governmental organisations in 2020.



Map 2. Nominal amount of funds in provincial programmes of cooperation with non-governmental organisations in 2021.

Data from Marshal's Offices on cooperation plans in all possible areas indicate two major issues: on a year-to-year basis, the nominal value of financial cooperation increased slightly (by PLN 209 533), while the value of financial cooperation in real terms (i.e. taking into account the 3.4% inflation index) decreased by 3.3%, i.e. by PLN 7 096 529. This means that the real value of financial cooperation available under the planned forms of cooperation has been significantly reduced (Table 1).

Voivodeships	Amounts in programmes in 2020 (PLN)	Amounts in programmes in 2021 (PLN)	Change in amounts in programmes in 2021 and 2020 (PLN)	Change in amounts in programmes in 2021 and 2020 (%)	Change in amounts in programmes in 2021 and 2020 adjusted for inflation (%)
Świętokrzyskie	4,025,000.00	4,792,000.00	767,000.00	19.1	15.7
Lower Silesian	5,000,000.00	5,000,000.00	0.00	0.0	-3.4
Kuyavian-Pomeranian	5,370,000.00	5,470,000.00	100,000.00	1.9	-1.5
Lublin	5,117,000.00	5,162,000.00	45,000.00	0.9	-2.5

Lubusz	5,230,770.00	5,502,845.00	272,075.00	5.2	1.8
Łódź	12,889,878.00	19,791,000.00	6,901,122.00	53.5	50.1
Lesser Poland	37,401,409.00	31,113,760.00	-6,287,649.00	-16.8	-20.2
Masovian	36,120,671.00	36,120,671.00	0.00	0.0	-3.4
Opole	5,000,000.00	5,000,000.00	0.00	0.0	-3.4
Subcarpathian	40,360,798.00	37,744,053.00	-2,616,745.00	-6.5	-9.9
Podlaskie	5,240,000.00	6,630,000.00	1,390,000.00	26.5	23.1
Pomeranian	8,772,000.00	8,772,000.00	0.00	0.0	-3.4
Silesian	8,000,000.00	8,000,000.00	0.00	0.0	-3.4
Warmian-Masurian	5,296,250.00	5,500,000.00	203,750.00	3.8	0.4
Greater Poland	19,000,000.00	19,000,000.00	0.00	0.0	-3.4
West Pomeranian	12,061,000.00	11,496,000.00	-565,000.00	-4.7	-8.1
<b>TOTAL:</b>	<b>214,884 776.00</b>	<b>215,094,329.00</b>	<b>209,553.00</b>	<b>0.10</b>	<b>-3.30</b>

Table 1. List of nominal and real value of funds in voivodeship cooperation programmes with non-governmental organisations in 2020 and 2021.

It is worth emphasising that if the real decrease in expenditures on cooperation with NGOs was spread evenly across all voivodeships, each of them would lose about PLN 443 632.

One should note, however, large disproportions between funds planned for cooperation with NGOs in particular voivodeships. The following may serve as examples: the Świętokrzyskie Voivodeship with the lowest nominal amount among voivodeships - PLN 4,792,000 in 2021, compared to PLN 37,744,053 in the Subcarpathian Voivodeship (nominally the highest amount). In order to have a more complete view of this issue, it is necessary to take a closer look at these measures and their sources.

Among those voivodeships that record significantly higher nominal amounts than the others (above PLN 30 million), both Subcarpathian and Lesser Poland include in their cooperation programmes, European Funds coming from various sources, e.g. Operational programmes of the European Social Fund (ESF), such as: The Operational Programme Knowledge Education Development (POWER) or Rural Development Programme (RDP).

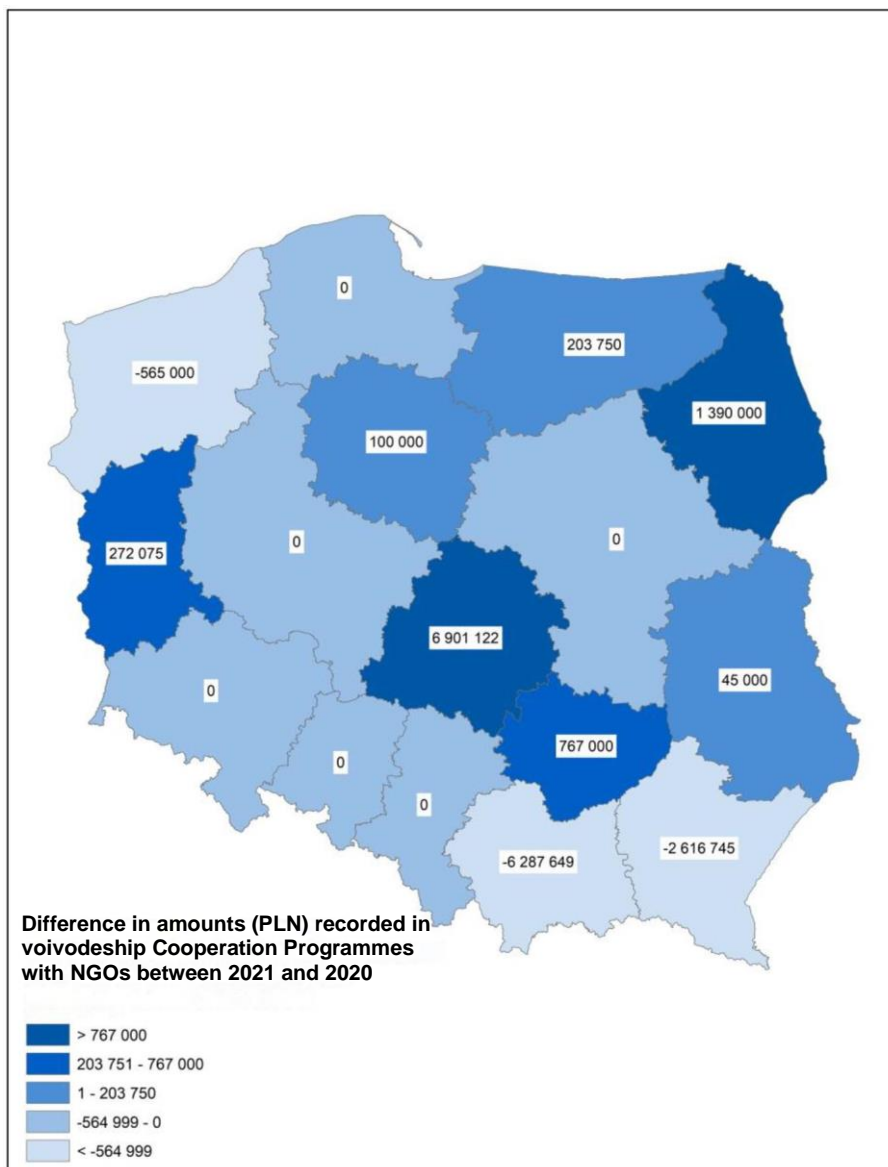
This situation is well illustrated by the example of the *Cooperation Programme of Subcarpathian Voivodeship with NGOs for 2021*, which includes one of the competitions held within the framework of RDP (sub-measure 19.2: *Support for the implementation of operations under the community-led local development strategy*). The budget of the competition within this sub-measure is as much as PLN 24,811,202.12, which constitutes almost 66% of the total budget foreseen for cooperation within the Cooperation Programme in 2021.

With regard to the Lesser Poland and Masovian voivodeships we also do not have information on whether the cooperation programme includes only own resources or also European Funds. However, the inclusion in these documents of information on the competitions held, as well as the information coming from the monitoring of the disbursement of

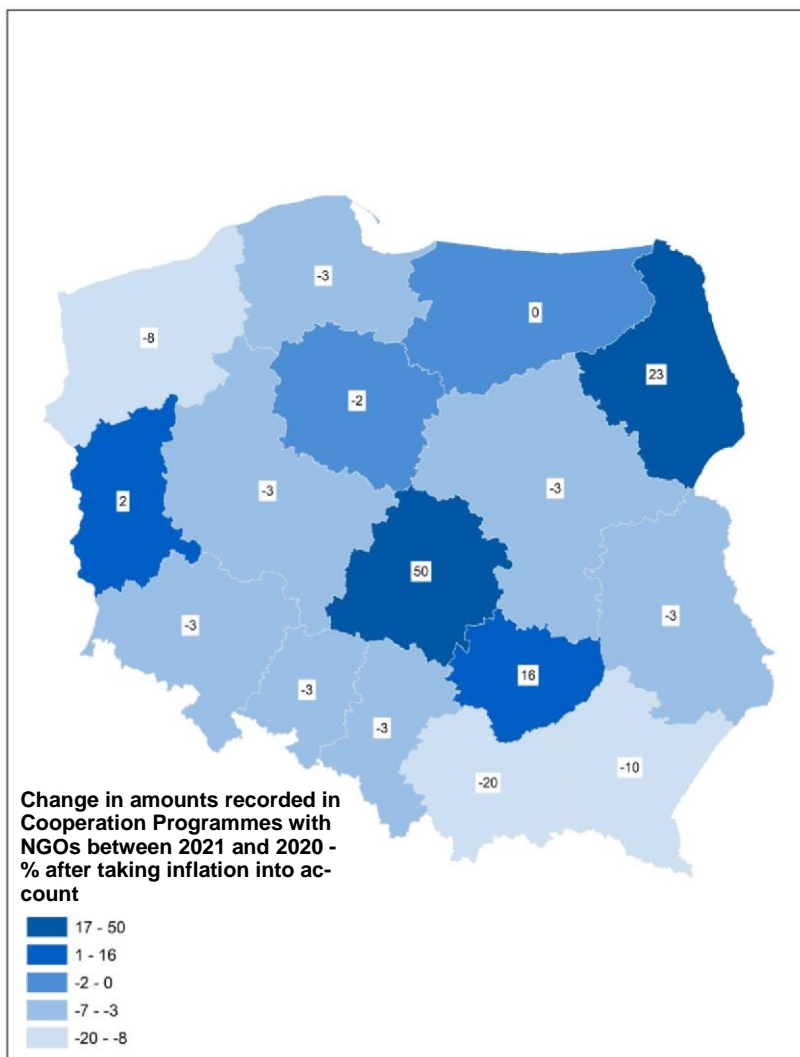
funds carried out by, among others, the Department of Regional Development and European Funds and the Department of Agriculture and Rural Development of the Marshal's Office allow us to assume that, also in this case, European Funds were included in the total value of funds allocated for cooperation of local government with non-governmental organisations.

Changes in the volume of financial cooperation in 2020-2021 in voivodeship governments are complex, and the trend is set by several voivodeships where the situation has changed significantly. We are talking here about so-called increasing voivodeships (Łódź 50.14%, Podlaskie 23.13% and Świętokrzyskie 15.66% of the real increase in amounts written in programmes of cooperation with NGOs between 2021 and 2020), and decreasing voivodeships (Lesser Poland 20.21%, Subcarpathian 9.88% and West Pomeranian 8.08% of the real decrease in amounts written in programs of cooperation with NGOs in this period).

In the remaining voivodeships the real changes in funds allocated for cooperation with organisations range from a decrease by inflation or less (nominal amounts remained at the same levels in as many as six voivodeships) to a slight increase of 0.45% (Warmian-Masurian) or 1.8% (Lubusz).



Map 3. Nominal change in the size of funds in provincial programmes of cooperation with non-governmental organisations in 2021 compared to 2020.



Map 4. Change in real terms of the amount of funds in voivodeship Cooperation Programmes with NGOs in 2021 compared to 2020.

The biggest change in the budget for cooperation with the civic sector can be observed in Łódź Voivodeship, where there was an increase in the nominal value of funds from PLN 12 889 878 (in 2020) to PLN 19 791 000. In percentage terms, this is an increase of over 53%, and when adjusted for inflation, an increase of just over 50%, which is a very significant increase and would require an in-depth analysis. Unfortunately, from the records of the 2021 programme of cooperation with non-governmental organisations itself, it is not possible to obtain information in what areas and for what reason expenditures were increased, and what are the additional, specific priorities of the program. The programme itself, apart from some editorial changes and the inclusion of the very broadly worded issues of “countering the COVID-19 pandemic”, contains no significant changes from 2020.

Increases were also noted in Podlaskie (where outlays on cooperation increased by 1 390 000 PLN, i.e. 23.13% in real terms) and Świętokrzyskie (nominal increase in outlays of 767 000 PLN, i.e. 15.66% in real terms).

An interesting phenomenon occurred in Podlaskie Voivodeship, in which the amount of funds decreased year to year in most areas of public benefit (including, among others, in the areas of health protection and promotion, counteracting addictions and pathologies, tourism and sightseeing, culture, art, protection of goods and national heritage, science, higher education, education, ecology and protection of animals and natural heritage) with a simultaneous doubling of funds for support and promotion of sport (from 2 million in 2020 to 4 million in 2021). The content of the cooperation programme does not indicate the reason for such a significant change, however, it is worth noting the precise structure of the cooperation budget broken down into individual areas of public benefit, which undoubtedly facilitates the analysis of changes and trends.

The increase in the nominal amount of outlays in Świętokrzyskie Voivodeship was recorded, among others, in the following areas:

- maintenance and dissemination of national tradition, cultivation of Polish identity and development of national, civic and cultural awareness combined with culture, arts, protection of cultural assets and national heritage - increase by PLN 30 thousand;
- support and promotion of physical culture - increase by PLN 400 thousand;
- tourism and sightseeing - an increase of PLN 230 thousand, i.e. over 300%;
- protection and promotion of health - increase by PLN 35 thousand;
- counteracting drug addiction - increase by PLN 27 thousand;
- activities for people with disabilities - increase by PLN 35 thousand;
- social assistance - increase by PLN 50 thousand;
- social economy - increase by 20 thousand PLN, i.e. 100%.

Decreases were actually recorded only in one area - prevention and solving alcohol problems (decrease by PLN 60 thousand, which constitutes almost 30%).

The greatest fall in outlays was recorded in Lesser Poland Voivodeship (a fall of 20.21% in real terms, in nominal terms it is a fall of PLN 6,287,649). Analysis of the records of the Lesser Poland Voivodeship cooperation programmes with non-governmental organisations and other entities engaged in public benefit activity in 2020 and 2021 does not allow the precise identification of the areas in which changes occurred.

From the list of priority public tasks of Lesser Poland Voivodeship the tasks in the following areas disappeared altogether

1. maintenance and dissemination of national tradition, cultivation of Polish identity and development of national, civic and cultural awareness (e.g. organisation of summer



holidays for Polish children from Belarus, Ukraine, Russia, Lithuania, Latvia, Moldova, Romania and Central Asian countries, including improvement of the Polish language skills and getting to know the heritage of Lesser Poland);

2. activities supporting the development of technology, invention and innovation as well as dissemination and implementation of new technical solutions in economic practice;

3. promotion and organisation of volunteering.

For a complete picture of year-to-year changes in the *Programme of cooperation of the Lesser Poland Voivodeship with non-governmental organisations and other entities conducting public benefit activity* in 2020, it is necessary to thoroughly analyse data from the report on the implementation of the Programme in 2020.

### ***Data from individual areas of public benefit at the level of provincial governments in 2020-2021***

Another important area of analysis of cooperation programmes of Voivodeship self-governments with non-governmental organisations are the changes that have taken place in particular areas of public benefit.

The largest nominal decreases were recorded in the areas of: activities supporting the development of local groups and communities (5,942,389 PLN, table 2 and chart 1) and culture, arts, protection of cultural heritage and national heritage (PLN 675,236, table 5 and chart 4). Much smaller decreases were recorded in social assistance, including assistance to families and individuals in difficult life situations and providing equal opportunities for such families and individuals (PLN 30,715, Table 3 and Figure 2), as well as in science, higher education, education and upbringing (PLN 20,650, table 4 and chart 3).

Analysis of the data clearly shows that the greatest nominal change occurred in the area of activities supporting the development of local groups and communities in Subcarpathian Voivodeship (decrease in funds by PLN 6,294,118). These funds come from the Rural Development Programme, i.e. the European Funds. The disbursement of these funds is somewhat cyclical; moreover, the previous programming period ended in 2020 and the European Funds for 2021-2027 have not yet been mobilised, which may have resulted in significantly lower allocations to this area in the cooperation programme.

Moreover, the decrease of funds for this purpose by 53.4% in Podlaskie Voivodeship, by 33.4% in Lubusz Voivodeship, as well as the largest decrease in real terms year-to-year, make it the area of public benefit where the decrease of funds was the greatest.

Voivodeship	Amounts in programmes in 2020 (PLN)	Amounts in programmes in 2021 (PLN)	Change in amounts in programmes	Change in amounts in	Change in amounts in programmes in
-------------	-------------------------------------	-------------------------------------	---------------------------------	----------------------	------------------------------------

			in 2021 and 2020 (PLN)	pro- grammes in 2021 and 2020 (%)	2021 and 2020 adjusted for in- flation (%)
West Pomeranian	3,550,000.00	3,550,000.00	0.00	0.0	-3.4
Pomeranian	150,000.00	150,000.00	0.00	0.0	-3.4
Subcarpathian	31,105,320.00	24,811,202.00	-6,294,118.00	-20.2	-23.6
Podlaskie	500,000.00	250,000.00	-250,000.00	-50.0	-53.4
Lesser Poland	620,000.00	558,000.00	-62,000.00	-10.0	-13.4
Lubusz	1,500,000.00	1,050,000.00	-450,000.00	-30.0	-33.4
Masovian	1,110,000.00	2,498,500.00	1,388,500.00	125.1	121.7
Warmian-Masurian	60,000.00	60,000.00	0.00	0.0	-3.4
<b>TOTAL:</b>	<b>39,200,091.00</b>	<b>33,257,702.00</b>	<b>-5,942,389.00</b>	<b>-15.2</b>	<b>-18.6</b>

Table 2. Nominal changes, and in real terms year-on-year, in the area of groups and community development activities in 2020 and 2021.

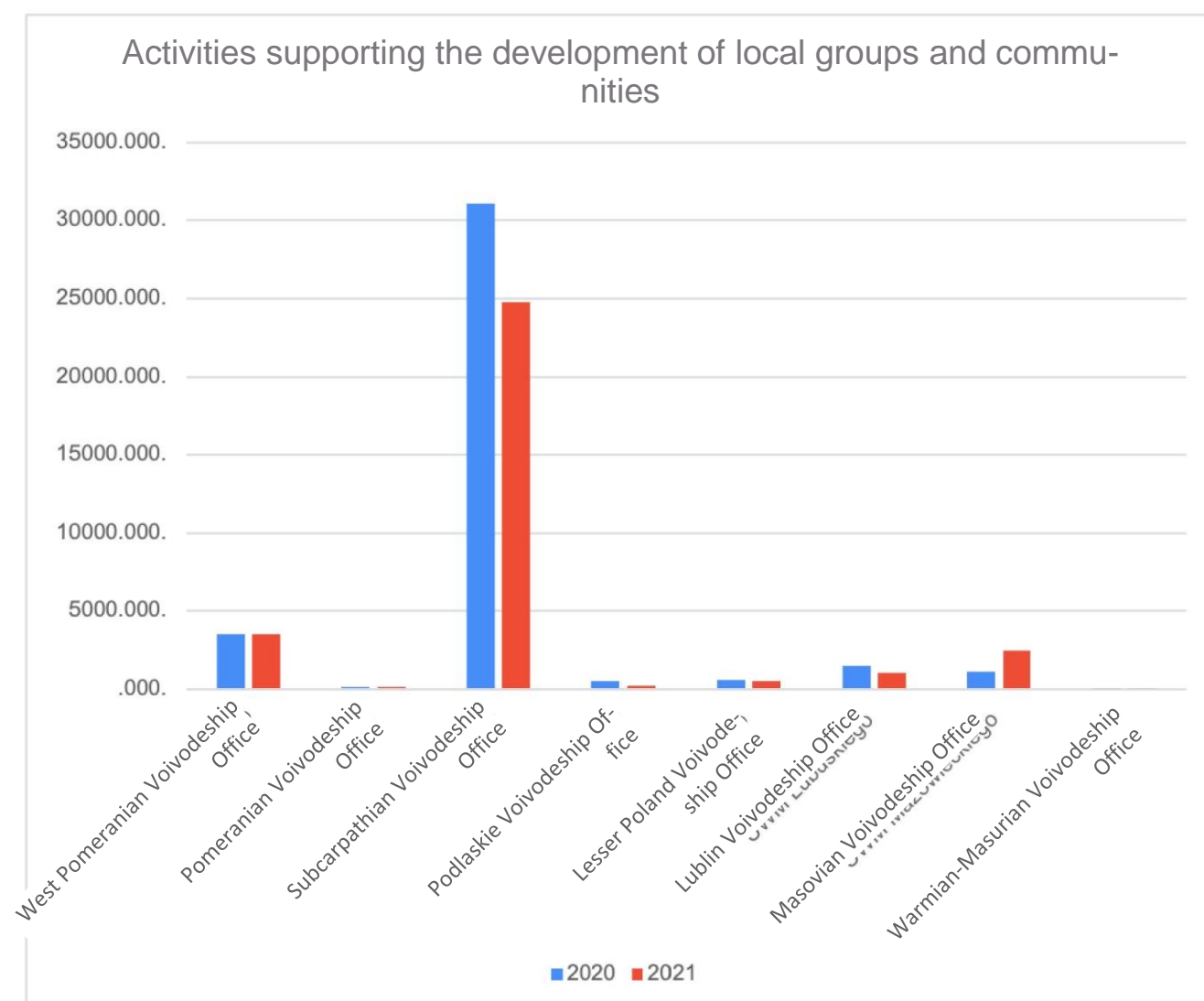


Figure.1 Nominal year-on-year changes in the area of community development activities in 2020 and 2021.

Voivodeship	Amounts in pro- grammes in 2020 (PLN)	Amounts in pro- grammes in 2021 (PLN)	Change in amounts in programmes	Change in amounts in programmes	Change in amounts in pro- grammes in
-------------	---	---	---------------------------------------	---------------------------------------	--

			in 2021 and 2020 (PLN)	in 2021 and 2020 (%)	2021 and 2020 adjusted for in- flation (%)
Świętokrzyskie	300,000.00	350,000.00	50,000.00	16.7	13.3
West Pomeranian	250,000.00	100,000.00	-150,000.00	-60.0	-63.4
Pomeranian	250,000.00	250,000.00	0.00	0.0	-3.4
Subcarpathian	1,000,000.00	1,000,000.00	0.00	0.0	-3.4
Podlaskie	120,000.00	0.00	-120,000.00	-100.0	-100.0
Lubusz	60,000.00	60,000.00	0.00	0.0	-3.4
Masovian	310,715.00	500,000.00	189,285.00	60.9	57.5
Warmian-Masurian	150,000.00	150,000.00	0.00	0.0	-3.4
Lublin	580,000	580,000	0.00	0.0	-3.4
<b>TOTAL:</b>	<b>3,020,715.00</b>	<b>2,990,000.00</b>	<b>-30,715.00</b>	<b>-1.0</b>	<b>-4.4</b>

Table 3. Nominal changes, as well as changes in real value year to year, in the area of social assistance, including assistance to families and persons in difficult life situations and providing equal opportunities for such families and persons

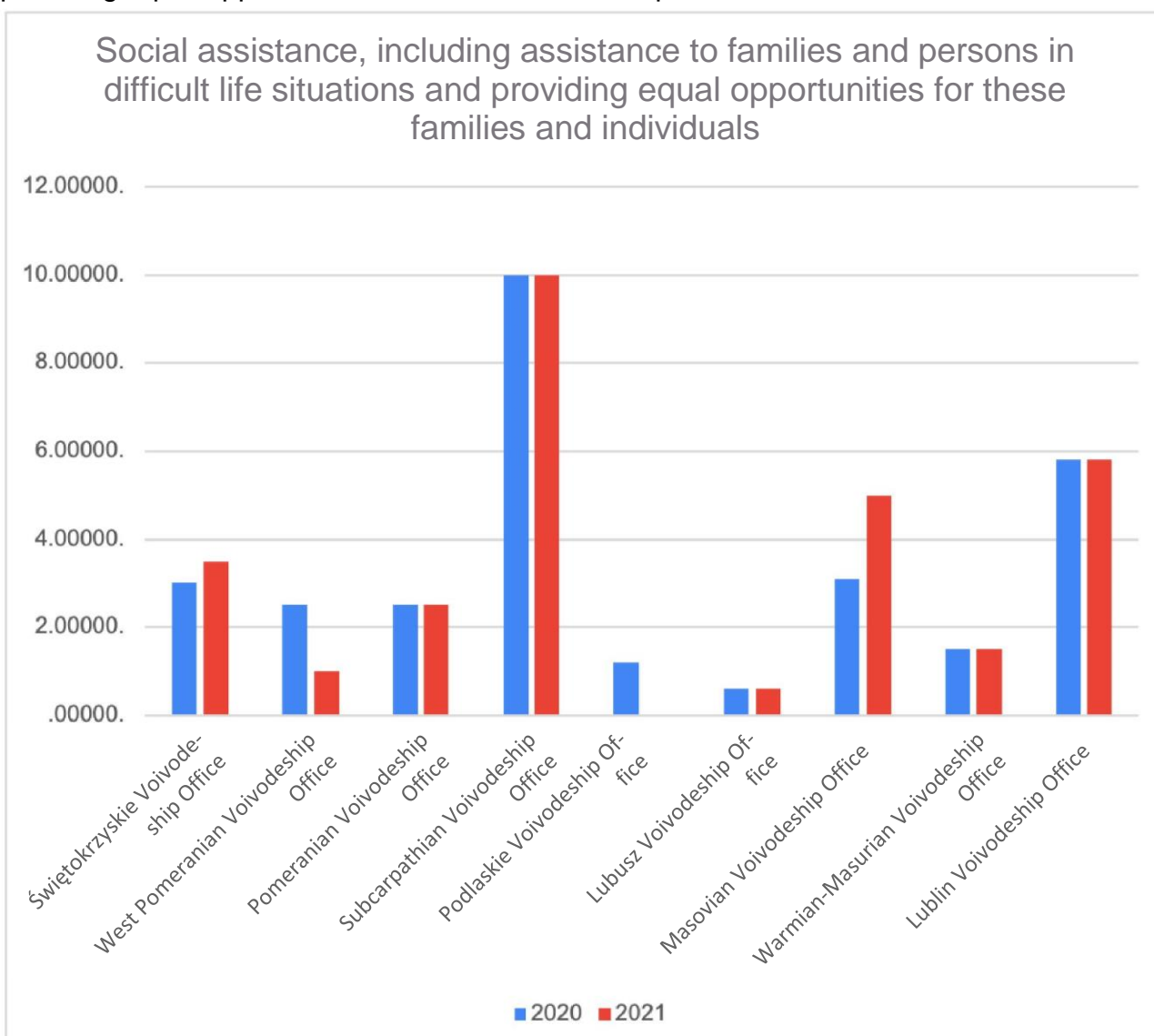


Chart 2. Nominal changes year-on-year in the area of social assistance, including assistance to families and persons in difficult life situations and providing equal opportunities for such families and individuals

Voivodeship	Amounts in programmes in 2020 (PLN)	Amounts in programmes in 2021 (PLN)	Change in amounts in programmes in 2021 and 2020 (PLN)	Change in amounts in programmes in 2021 and 2020 (%)	Change in amounts in programmes in 2021 and 2020 adjusted for inflation (%)
Świętokrzyskie	200,000.00	200,000.00	0.00	0.0	-3.4
West Pomeranian	100,000.00	100,000.00	0.00	0.0	-3.4
Pomeranian	131,000.00	131,000.00	0.00	0.0	-3.4
Subcarpathian	50,000.00	50,000.00	0.00	0.0	-3.4
Podlaskie	100,000.00	60,000.00	-40,000.00	-40.0	-43.4
Lesser Poland	680,000.00	699,350.00	19,350.00	2.8	-0.6
Lubusz	20,000.00	20,000.00	0.00	0.0	-3.4
Masovian	600,000.00	600,000.00	0.00	0.0	-3.4
<b>TOTAL:</b>	<b>1,881,000.00</b>	<b>1,860,350.00</b>	<b>-20,650.00</b>	<b>-1.1</b>	<b>-4.5</b>

Table 4. Nominal changes as well as year-on-year changes in real terms in the area of science, higher education, education and upbringing

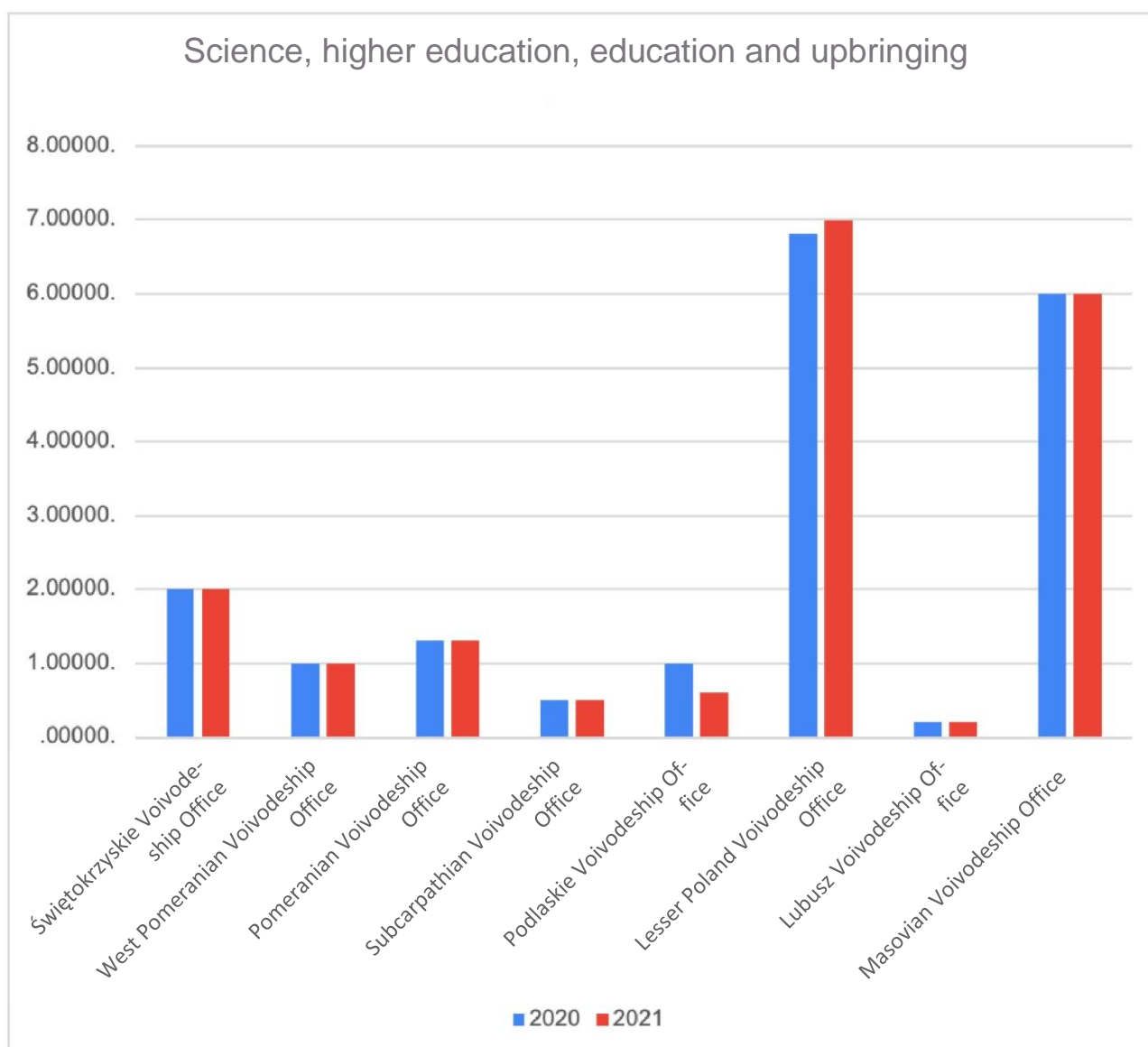


Chart 3. Nominal changes year-on-year in the area of science, higher education, education and upbringing

The area of culture, arts, protection of cultural heritage and national heritage also recorded a significant decrease in funds allocated for the cooperation of Voivodeship self-governments with the civil sector - both in nominal terms (by PLN 675 236) and in terms of the real value of outlays (by 8.1%). The most noticeable changes can be observed in the Lesser Poland Voivodeship - a decrease of 14.5%. There is insufficient information in co-operation programmes about European funding for this area.

Voivodeship	Amounts in programmes in 2020 (PLN)	Amounts in programmes in 2021 (PLN)	Change in amounts in programmes in 2021 and 2020 (PLN)	Change in amounts in programmes in 2021 and 2020 (%)	Change in program amounts in 2021 and 2020 adjusted for inflation (%)
West Pomeranian	630,000.00	630,000.00	0.00	0.0	-3.4
Pomeranian	1,400,000.00	1,400,000.00	0.00	0.0	-3.4
Subcarpathian	370,000.00	370,000.00	0.00	0.0	-3.4
Podlaskie	1,000,000.00	1,400,000.00	400,000.00	40.0	36.6
Lesser Poland	5,207,609.00	4,631,900.00	-575,709.00	-11.1	-14.5
Lubusz	350,000.00	350,000.00	0.00	0.0	-3.4
Masovian	3,050,000.00	2,950,000.00	-100,000.00	-3.3	-6.7
Warmian-Masurian	550,000.00	600,000.00	50,000.00	9.1	5.7
Lublin	462000.00	462,000.00	0.00	0.0	-3.4
<b>TOTAL:</b>	<b>14,369,136.00</b>	<b>13,693,900.00</b>	<b>-675,236.00</b>	<b>-4.7</b>	<b>-8.1</b>

Table 5. Nominal changes as well as year-on-year changes in real terms in the area of culture, arts, protection of cultural goods and national heritage in 2020 and 2021.

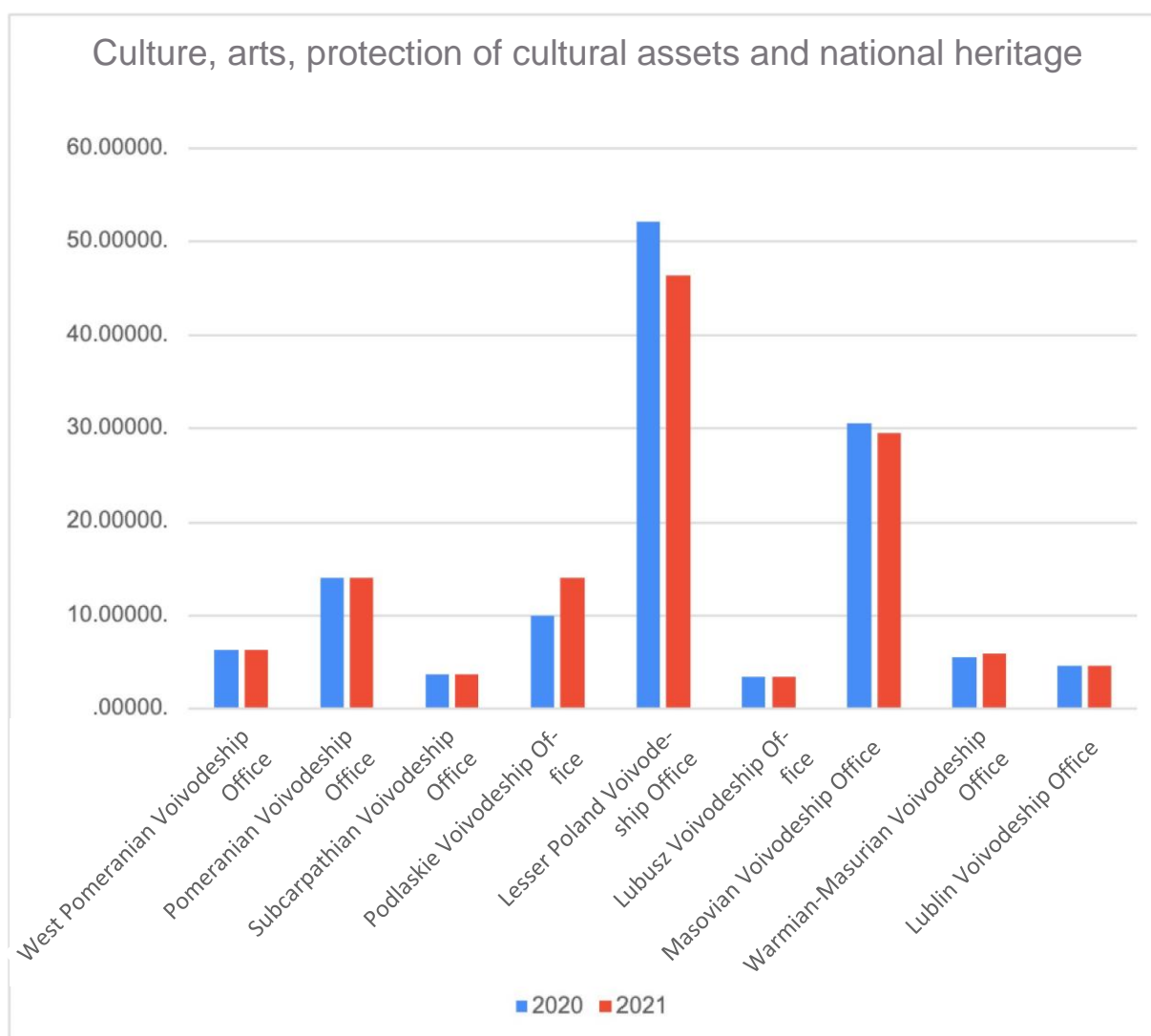


Chart 4. Nominal changes year-on-year in the area of culture, arts, cultural goods protection and national heritage in 2020 and 2021.

On the other hand, the highest increase in outlays was recorded in tourism and sight-seeing (PLN 1,266,975, which represents 17.7% in nominal terms, 14.3% in real terms) and support and propagation of physical culture (PLN 1,246,166, which, however, represents only 2.9% in nominal terms and 0.5%, i.e. a slight decrease, in real terms).

With some surprise we note an increase in funds allocated to tourism and sightseeing in almost half of the voivodeships.

Voivodeship	Amounts in programmes in 2020 (PLN)	Amounts in programmes in 2021 (PLN)	Change in amounts in programmes in 2021 and 2020 (PLN)	Change in amounts in programmes in 2021 and 2020 (%)	Change in program amounts in 2021 and 2020 adjusted for inflation (%)
Świętokrzyskie	70,000.00	300,000.00	230,000.00	328.6	325.2
Pomeranian	80,000.00	100,000.00	20,000.00	25.0	21.6
Subcarpathian	350,000.00	1,595,000.00	1,245,000.00	355.7	352.3
Podlaskie	150,000.00	80,000.00	-70,000.00	-46.7	-50.1
Lesser Poland	3,957,000.00	3,954,100.00	-2,900.00	-0.1	-3.5

Lubusz	45,125.00	100,000.00	54,875.00	121.6	118.2
Masovian	1,500,000.00	1,500,000.00	0.00	0.0	-3.4
Warmian-Masurian	170,000.00	170,000.00	0.00	0.0	-3.4
Lublin	120000.00	120,000.00	0.00	0.0	-3.4
<b>TOTAL:</b>	<b>7,152,125.00</b>	<b>8,419,100.00</b>	<b>1,266,975.00</b>	<b>17.7</b>	<b>14.3</b>

Table 6. Nominal and real year-on-year changes in tourism and sightseeing

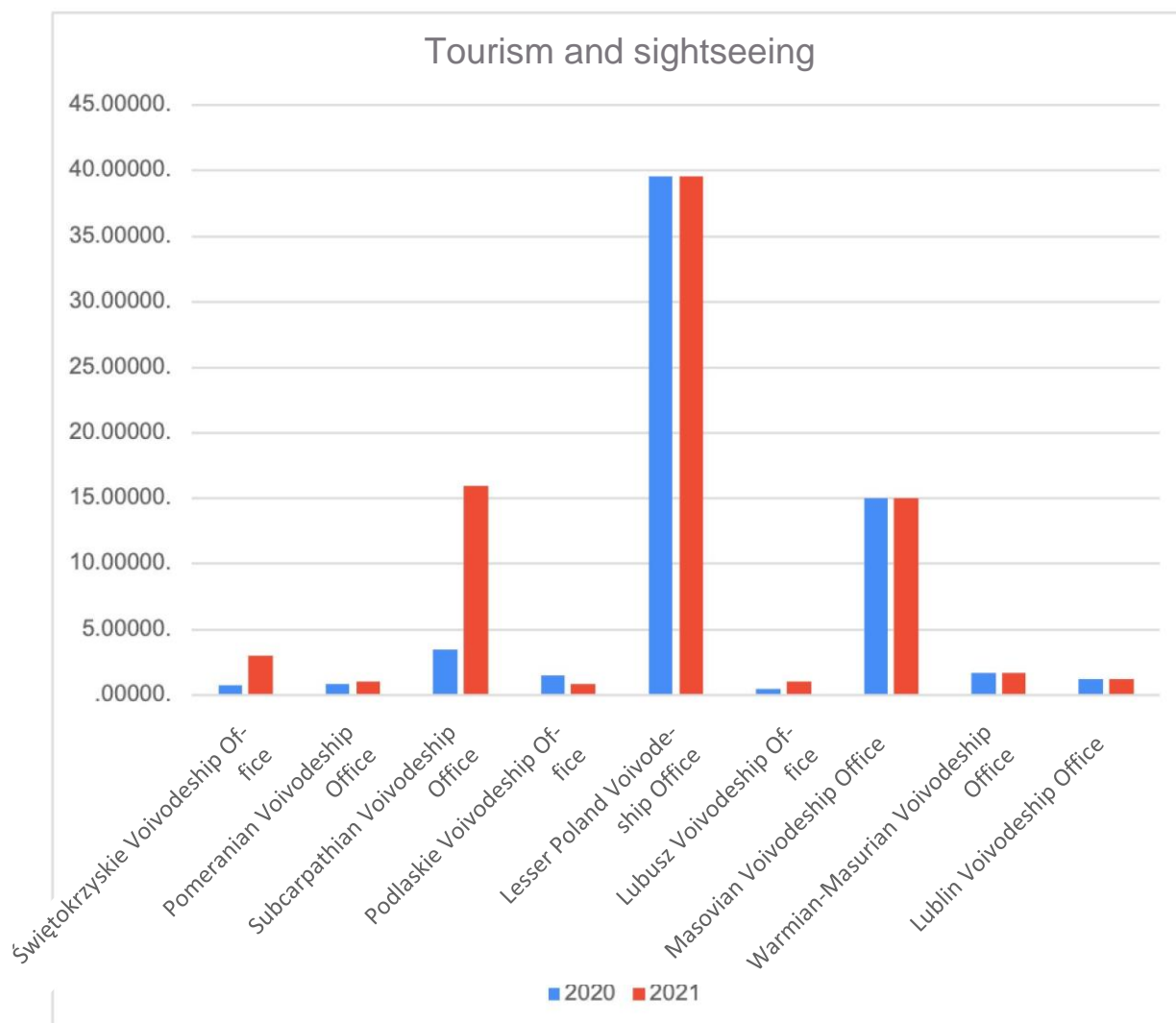


Chart 5. Nominal changes year-on-year in tourism and sightseeing

Voivode-ship	Amounts in programmes in 2020 (PLN)	Amounts in programmes in 2021 (PLN)	Change in amounts in programmes in 2021 and 2020 (PLN)	Change in amounts in programmes in 2021 and 2020 (%)	Change in program amounts in 2021 and 2020 adjusted for inflation (%)
Świętokrzyskie	2,000,000.00	2,400,000.00	400,000.00	20.0	16.6
West Pom-eranian	3,595,000.00	3,595,000.00	0.00	0.0	-3.4
Pomeranian	4,456,000.00	4,456,000.00	0.00	0.0	-3.4
Subcarpa-thian	230,000.00	280,000.00	50,000.00	21.7	18.3
Podlaskie	2,000,000.00	4,000,000.00	2,000,000.00	100.0	96.6

Lesser Poland	8,242,490.00	6,774,030.00	-1,468,460.00	-17.8	-21.2
Lubusz	1,931,345.00	2,074,345.00	143,000.00	7.4	4.0
Masovian	8,000,000.00	7,704,777.00	-295,223.00	-3.7	-7.1
Warmian-Masurian	2,940,000.00	2,940,000.00	0.00	0.0	-3.4
Lublin	3955000.00	4,000,000.00	45,000.00	1.1	-2.3
<b>TOTAL:</b>	<b>42,277,986.00</b>	<b>43,524,152.00</b>	<b>1,246,166.00</b>	<b>2.9</b>	<b>-0.5%</b>

Table 7. Nominal changes as well as year-on-year changes in real terms in the area of promotion and promotion of physical culture

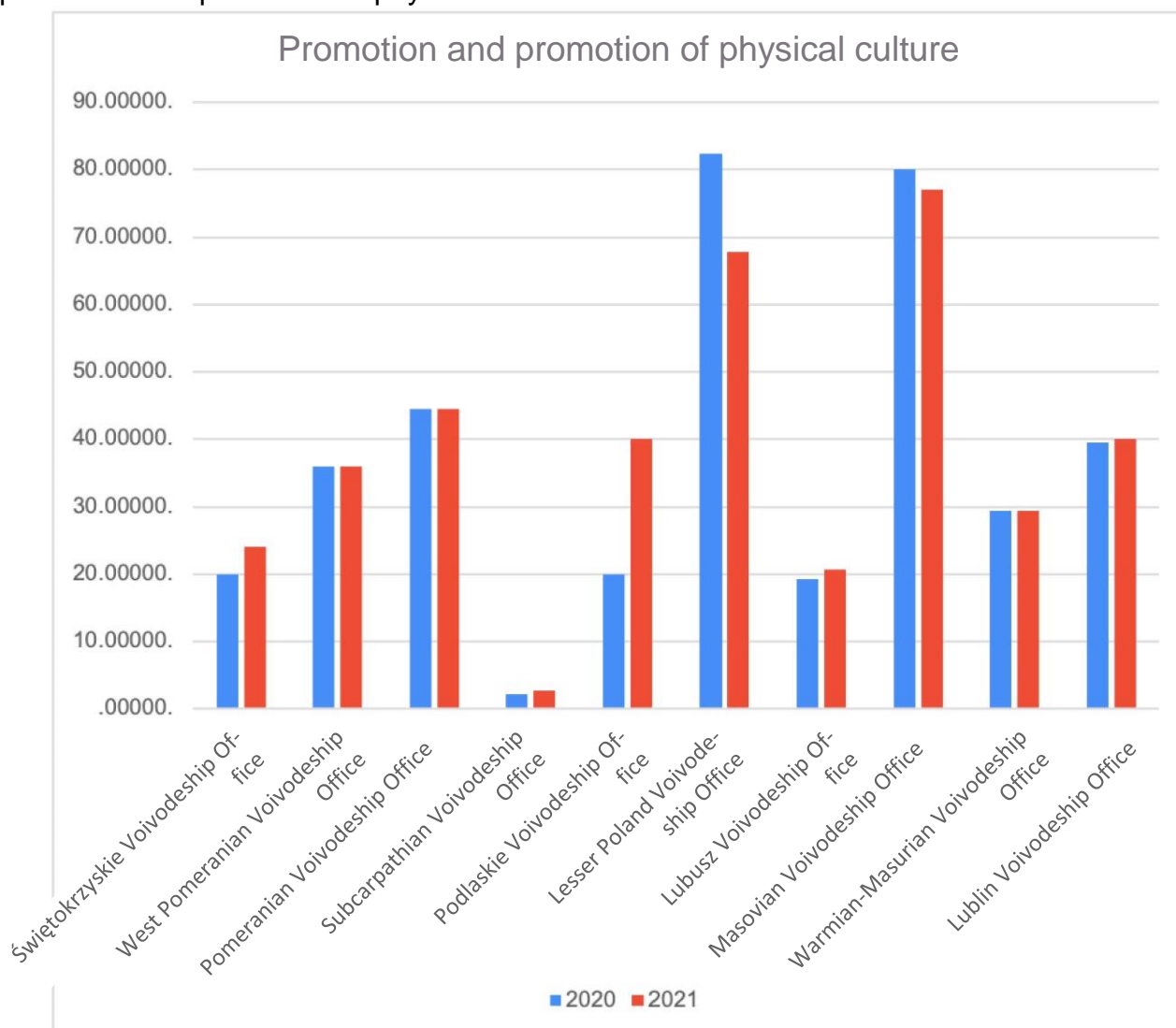


Chart 6. Year-on-year nominal changes in the area of support and promotion of physical culture

Slight increases were also noted in the area of activities for people with disabilities (PLN 550,434, which represents 9.2% in nominal terms, and 5.8% in real terms) and in the area of counteracting addictions and social pathologies (PLN 55,452, which represents an increase of only 0.6% in nominal terms, and a decrease of 2.8% in real terms).



The increase in spending on the area related to supporting people with disabilities seems understandable given the particular situation faced by recipients of this area in the wake of the COVID-19 pandemic.

Voivodeship	Amounts in programmes in 2020 (PLN)	Amounts in programmes in 2021 (PLN)	Change in amounts in programmes in 2021 and 2020 (PLN)	Change in amounts in programmes in 2021 and 2020 (%)	Change in program amounts in 2021 and 2020 adjusted for inflation (%)
Świętokrzyskie	315,000.00	350,000.00	35,000.00	11.1	7.7
West Pomeranian	426,000.00	286,000.00	-140,000.00	-32.9	-36.3
Pomeranian	1,100,000.00	1,100,000.00	0.00	0.0	-3.4
Subcarpathian	1,127,991.00	1,500,000.00	372,009.00	33.0	29.6
Podlaskie	70,000.00	0.00	-70,000.00	-100.0	-100.0
Lesser Poland	1,200,470.00	1,206,000.00	5,530.00	0.5	-2.9
Lubusz	39,300.00	88,500.00	49,200.00	125.2	121.8
Masovian	753,803.00	440,000.00	-313,803.00	-41.6	-45.0
Warmian-Masurian	200,000.00	200,000.00	0.00	0.0	-3.4
<b>TOTAL:</b>	<b>6,003,648.00</b>	<b>6,554,082.00</b>	<b>550,434.00</b>	<b>9.2</b>	<b>5.8</b>

Table 8. Nominal changes as well as year-on-year changes in real terms in the area of activity for persons with disabilities

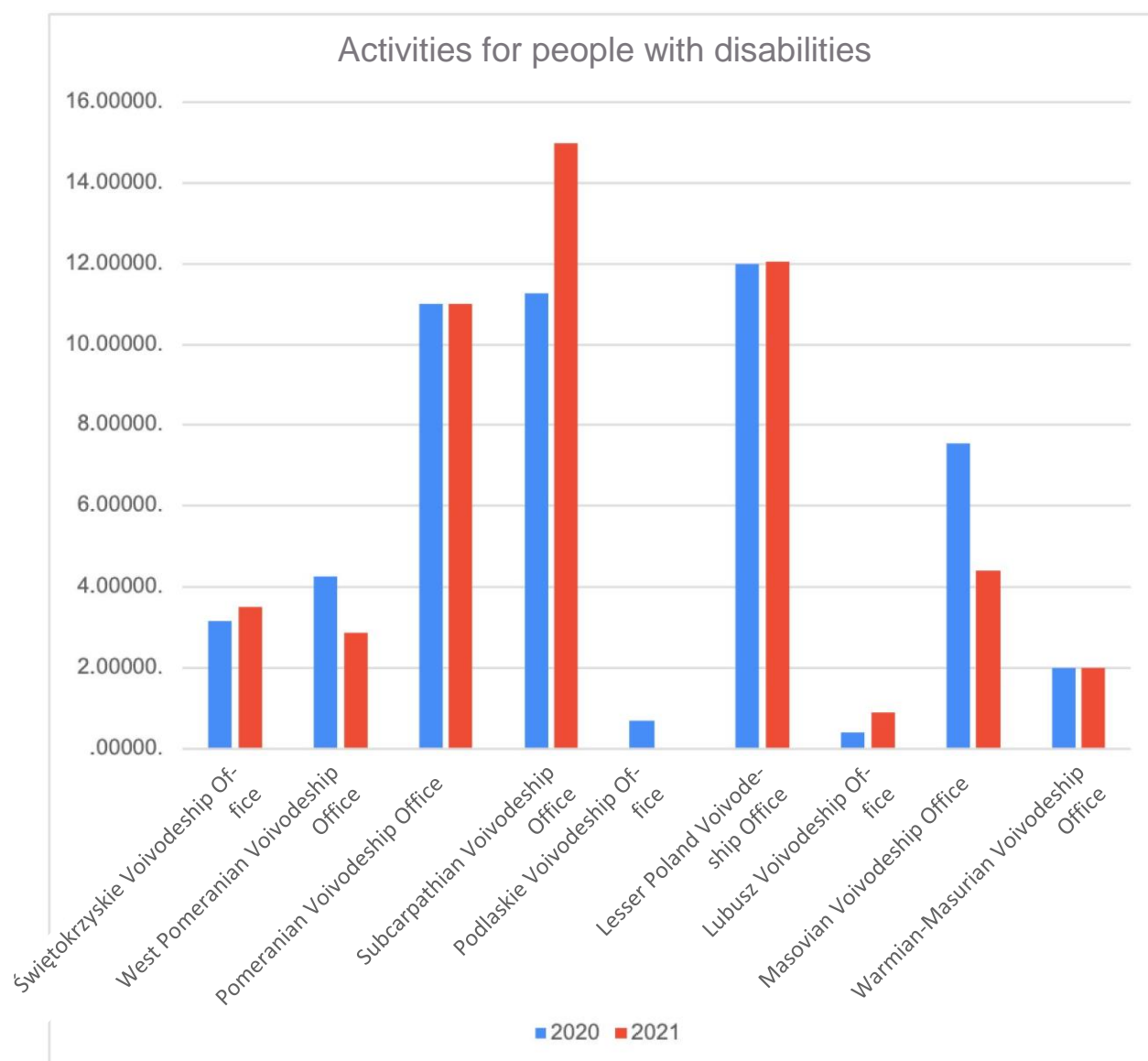


Chart 7. Nominal changes year on year in the area of activity for persons with disabilities

Voivodeship	Amounts in programmes in 2020 (PLN)	Amounts in programmes in 2021 (PLN)	Change in amounts in programmes in 2021 and 2020 (PLN)	Change in amounts in programmes in 2021 and 2020 (%)	Change in program amounts in 2021 and 2020 adjusted for inflation (%)
Świętokrzyskie	400,000.00	367,000.00	-33,000.00	-8.3	-11.7
West Pomeranian	130,000.00	350,000.00	220,000.00	169.2	165.8
Pomeranian	200,000.00	180,000.00	-20,000.00	-10.0	-13.4
Subcarpathian	600,000.00	501,500.00	-98,500.00	-16.4	-19.8
Podlaskie	50,000.00	30,000.00	-20,000.00	-40.0	-43.4
Lesser Poland	100,000.00	135,000.00	35,000.00	35.0	31.6
Lubusz	8,183,548.00	8,160,000.00	-23,548.00	-0.3	-3.7
Masovian	90,000.00	190,000.00	100,000.00	111.1	107.7
<b>Final total</b>	<b>9,858,048.00</b>	<b>9,913,500.00</b>	<b>55,452.00</b>	<b>0.6</b>	<b>-2.8</b>

Table 9. Nominal changes, as well as changes in real value year to year, in the area of counteracting addictions and social pathologies

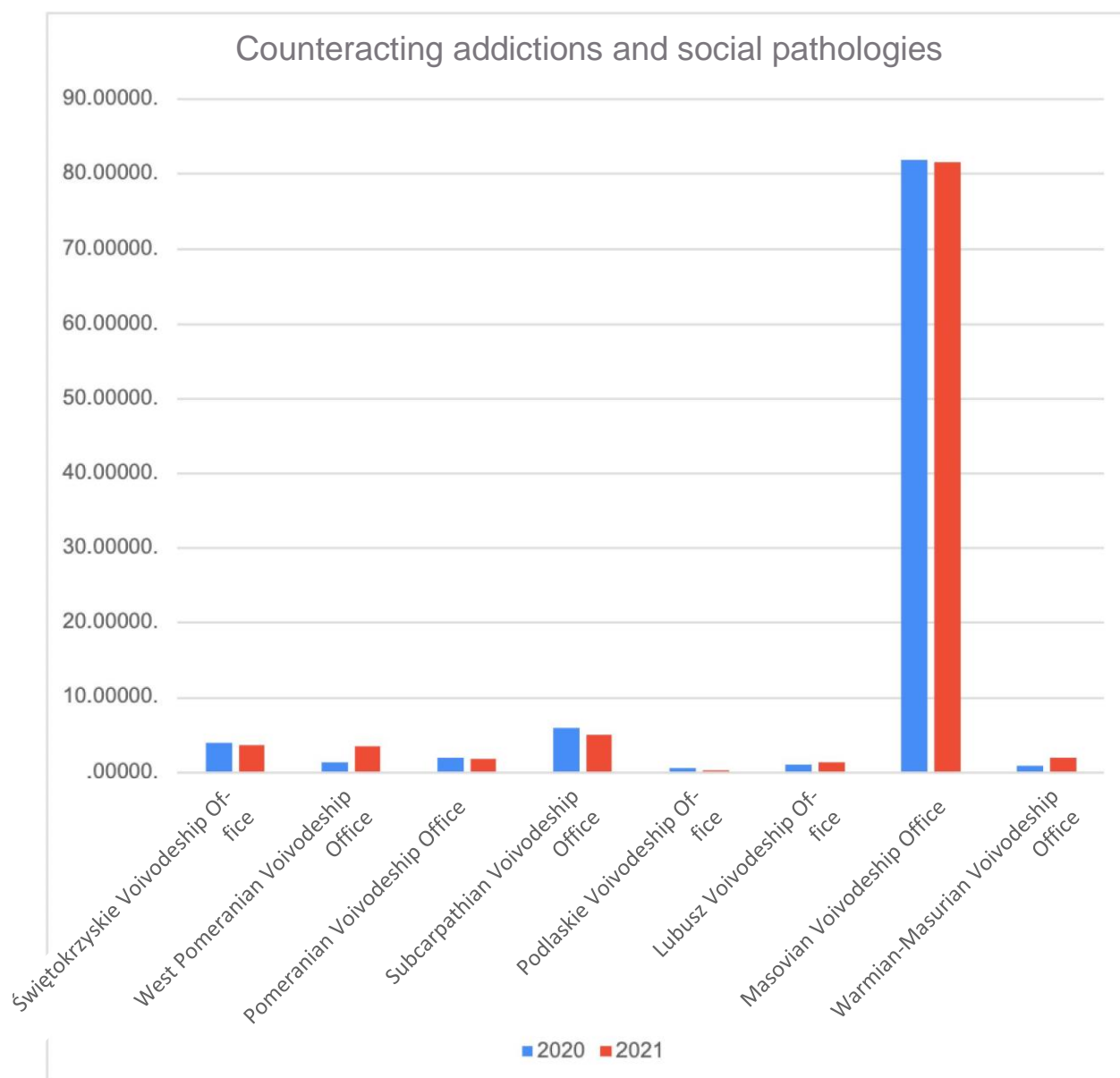


Chart 8. Year-on-year nominal changes in the area of counteracting addictions and social pathologies

Due to the fact that in some programmes of cooperation of voivodeships with non-governmental organisations only general amounts were given (without a precise division into public benefit areas) or the character of defining the areas is arbitrary (e.g. combining several benefit areas or giving the areas names that are not a clear reference to the areas from § 4 paragraph 1 of the Act on public benefit and volunteerism), the results and presented data take into account only those programmes and voivodeships, which have a proper specification of the areas of benefit, with a simultaneous determination of the scale of funds allocated to this area - in most cases differing from each other by the number of voivodeships, as well as the comparative scale.

If it was possible to obtain unambiguous data in at least half of the voivodeships, the data were presented in detail in the report - a smaller number of unambiguous results did not allow for a reliable presentation of changes in the volume of financial cooperation in the remaining areas.

# County governments

Dorota Wiśniewska

- ✓ **The data concerns funds planned within the framework of cooperation programmes (annual and/or long-term) of 314 poviats with non-governmental organisations.**
- ✓ **Most county governments have adopted annual programmes of cooperation with NGOs for 2020 and 2021, in a few cases these are long-term programmes.**
- ✓ **In accordance with the Act on Access to Public Information, 189 poviats authorities responded, while the remaining 125 cooperation programmes were found in Public Information Bulletins by survey researchers.**

## **Key findings from the survey of county governments:**

- The nominal value of funds for cooperation with the civic sector increased (by 13%, i.e. nearly PLN 34 million); adjusted for inflation, the real value of funds increased by less than 10%.
- The largest increase in funds for cooperation with the civic sector occurred in poviats of Świętokrzyskie Voivodeship (over 124% in real terms); the largest aggregate decrease was recorded in poviats of Lubusze Voivodeship (by over 28% in real terms).
- Differences between 2020 and 2021 in funds allocated for cooperation between counties and organisations are significant - from PLN 0 to over PLN 20 million per year.
- The largest increase was recorded in Gliwice district - by almost 5000% (from 70 thousand in 2020 to almost 3.5 million in 2021), while

the largest decrease was recorded in Słubice district - from over 364 thousand in 2020 to slightly over 64 thousand in 2021.

- The arithmetic mean of the value of cooperation programmes for counties was PLN 818,632.81 in 2020 and PLN 921,573.46 in 2021, the median was PLN 186,451.50 in 2020 and PLN 189,200 in 2021.
- In 2020 in cooperation programmes 26 times the amount of funds allocated for cooperation is described as “PLN 0”<sup>8</sup>, for 2021 this number decreased to 17.
- Towns with county rights are included in section 4.3 of the report.

### ***Overall data at poviast government level in 2020-2021***

In this part of the report we present data collected from 314 county governments concerning cooperation programmes (that is, resolutions of county councils introducing programmes of cooperation with non-governmental organisations for 2020 and 2021 respectively, or long-term programmes) in all possible areas of cooperation in accordance with the Act of 24 April 2003 on public benefit activity and volunteerism. The analysis conducted showed that:

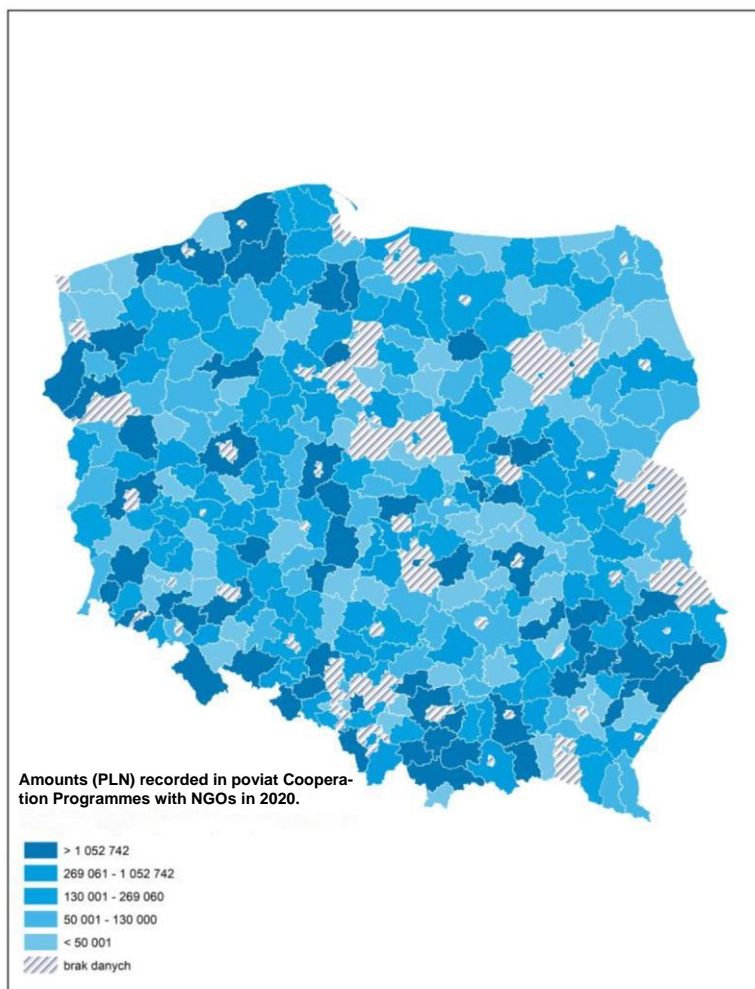
- nominal amounts allocated to cooperation were significantly increased (by PLN 33,946,782);
- real amounts allocated to cooperation (i.e. after taking into account the 3.4% inflation rate) increased by 9.72% (year-on-year).

This means that the real value of resources allocated to financial cooperation has increased significantly. A complete breakdown of the amounts allocated for financial cooperation in the counties is shown in the table in the *Appendices* section.

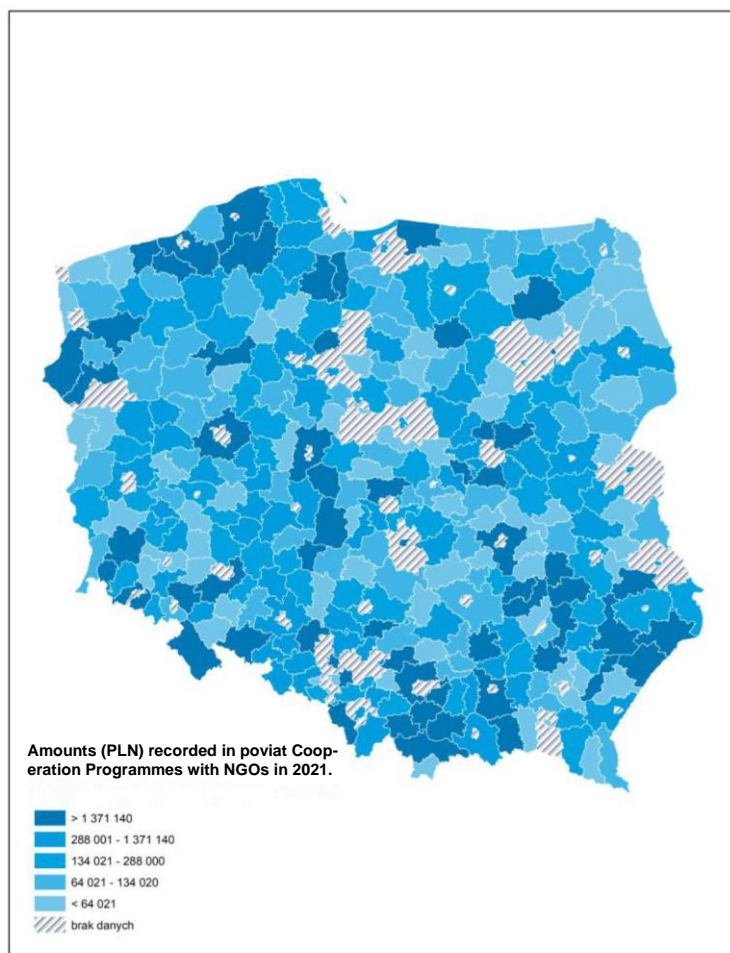
Data on the resources allocated to cooperation funding by counties have been aggregated at the provincial level (Table 14).

---

<sup>8</sup> The amount allocated to cooperation is '0' no amount is missing or the multiannual programme does not specify the amount per year.

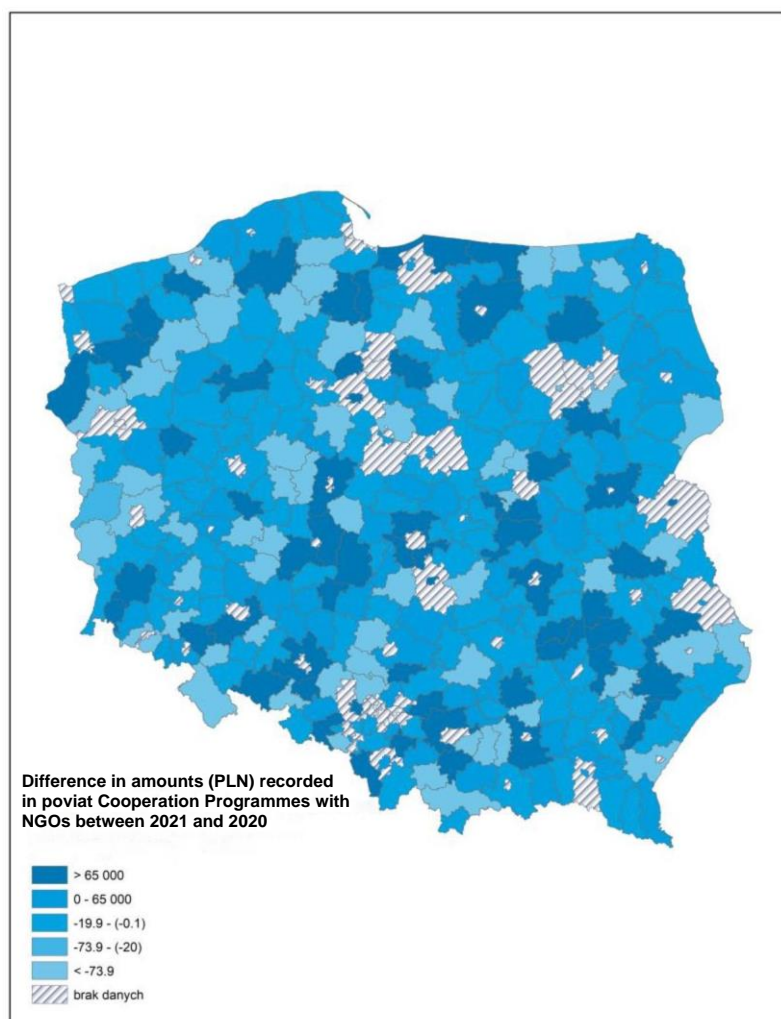


Map 5. Nominal amount of funds in poviat cooperation programmes with non-governmental organisations in 2020.

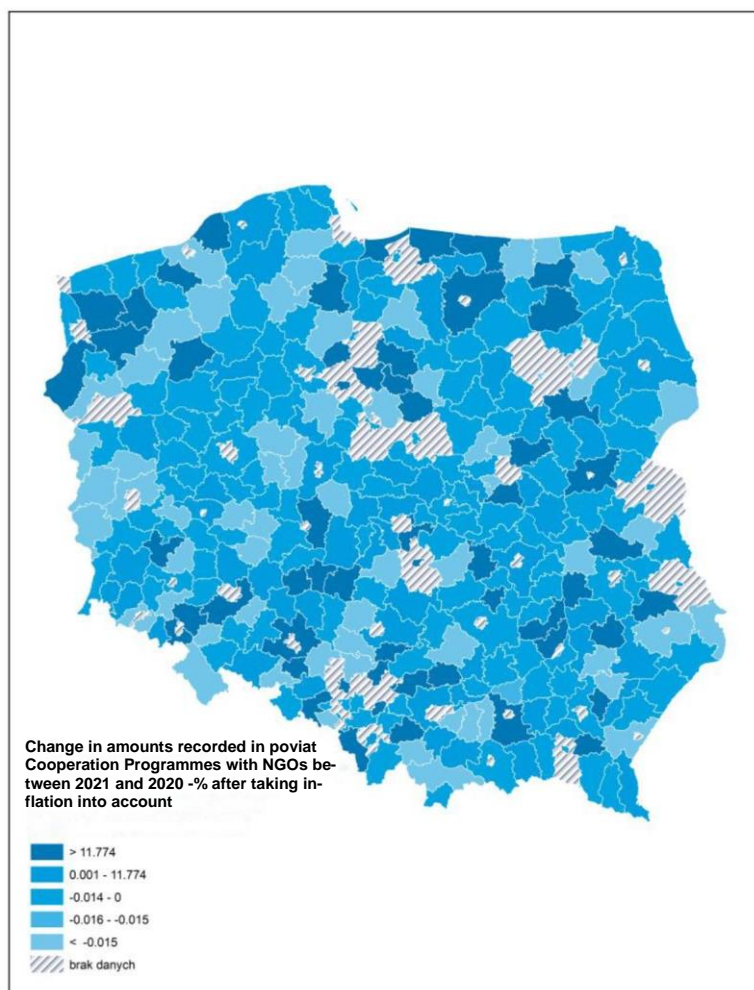


Map 6. Nominal amount of funds in poviat cooperation programmes with non-governmental organisations in 2021.





Map 7. Nominal difference in the size of funds in county cooperation programmes with non-governmental organisations in 2021 compared to programmes in 2020.



Map 8. Change in real terms of the amount of funds in the programmes of cooperation of counties with non-governmental organisations in 2021 in relation to the programmes of 2020.

### Specific data at the level of county governments in 2020-2021

Voivodeship districts	Amounts in programmes in 2020 (PLN)	Amounts in programmes in 2021 (PLN)	Change in amounts in programmes in 2021 and 2020 (PLN)	Change in amounts in programmes in 2021 and 2020 (%)	Change in program amounts in 2021 and 2020 adjusted for inflation (%)
Lower Silesian	19,983,118.00	20,926,642.00	943,524.00	5	1.32
Kuyavian-Pomeranian	8,122,765.00	9,550,240.00	1,427,475.00	18	14.17
Lublin	17,455,840.00	19,035,726.00	1,579,886.00	9	5.65
Lubusz	5,428,840.00	4,054,188.00	-1,374,652.00	-25	-28.72
Łódź	15,828,707.00	16,976,108.00	1,147,401.00	7	3.85
Lesser Poland	34,968,622.00	34,679,497.00	-289,125.00	-1	-4.23
Masovian	21,994,316.00	24,110,633.00	2,116,317.00	10	6.22
Opole	12,140,159.00	12,581,280.00	441,121.00	4	0.23
Subcarpathian	23,067,874.00	23,356,843.00	288,969.00	1	-2.15
Podlaskie	3,731,779.00	3,692,304.00	-39,475.00	-1	-4.46
Pomeranian	17,969,288.00	19,250,950.00	1,281,662.00	7	3.73
Silesian	25,997,759.00	34,490,348.00	8,492,589.00	33	29.27

Świętokrzyskie	5,195,609.00	11,854,035.00	6,658,426.00	128	124.75
Warmian-Masurian	7,264,132.00	9,414,343.00	2,150,211.00	30	26.20
Greater Poland	13,446,894.00	14,948,861.00	1,501,967.00	11	7.77
West Pomeranian	26,137,999.00	33,758,485.00	7,620,486.00	29	25.75
<b>Final total</b>	<b>258,733,701.00</b>	<b>292,680,483.00</b>	<b>33,946,782.00</b>	13	9.72

Table 10. Funds allocated for financing cooperation within the framework of cooperation programmes with non-governmental organisations in the districts of particular voivodeships in 2020 and 2021.

If the increase in expenditures on cooperation with NGOs between 2020 and 2021 were spread evenly across all counties, each of them would have an amount higher by PLN 108,110.

It is worth noting the increase of funds allocated for cooperation with the civil sector in poviats within Świętokrzyskie voivodeship by PLN 6,658,426. Analysis of the distribution of resources allows us to conclude that such a significant increase is caused mainly by three poviat centres, i.e. the poviat of Busko (increase from PLN 0 in 2020 to PLN 3,330,000 in 2021), Ostrowiec (increase from PLN 0 in 2020 to PLN 1,515,436 in 2021) and Opatów (increase from PLN 3,290,869 in 2020 to PLN 5,058,399 in 2021).

It is not fully known what the changes in the first two poviats (Busko and Ostrowiec) result from. Both these poviats have only long-term programmes of cooperation with NGOs, and the amounts allocated for cooperation are not separated for particular years (there is no allocation of funds for 2020 at all), which makes it impossible to verify this volume. This would only be possible through a very thorough and detailed analysis of the reports on the implementation of the cooperation programmes.

In the case of the Opatów Poviat, the situation is clearer - in the framework of the program of cooperation with non-governmental organisations for the year 2021 a new item appeared in the amount of PLN 1,151,413.00 for running an educational-care centre, i.e. a new task/area of cooperation.

In nominal terms, the largest increase can be noted in the poviats of the Silesian Voivodeship; there was an increase of over PLN 8,492,589.00, although in real terms it amounted to less than 30%. The largest increases were in the poviats:

- Cieszyn: increase from PLN 17,397,476 in 2020 to PLN 20,130,000 in 2021.  
- i.a. increase in the amount of subsidies for running educational institutions by organisations from PLN 11,000,000 in 2020 to PLN 13,404,000 in 2021, and increase from PLN 5,692,000 in 2020 to PLN 6,027,000 in 2021 of subsidies in the area of social assistance and support for family and foster care system of institutional character;

- Gliwice: increase from PLN 70,000 in 2020 to PLN 3,521,475 in 2021. - no detailed data on allocation of amounts, only two new items were added to the list of priority public tasks in 2021 (social assistance, including assistance to families and individuals in difficult life situations and equalization of opportunities for such families and individuals and 9) provision of free legal aid and increasing legal awareness of the society and provision of free of charge civic counselling);
- Myszków: increase from PLN 1,052,742 in 2020 to PLN 3,034,523 in 2021. - in the cooperation program for 2021 the most important change is the addition of a new budget item, i.e. the amount of PLN 1,885,882 for the Social Welfare Home, which probably means commissioning a non-governmental organisation to run the Home (so far not implemented or implemented under other regulations).

The largest decrease in expenditure on cooperation programmes was recorded by poviats in Lubusz voivodeship (a total of PLN 1,374,652, in terms of real value of funds this is a decrease of 28.72%), and among them - the county of Zielona Góra - decrease from PLN 1,928,620 in 2020 to PLN 998,892 in 2021. Unfortunately, there is no information on what such a decrease is caused by. Changes in the program of cooperation in the areas of priority tasks occurred in the following categories: social assistance - no points: c) running a care and educational institution, a) civic counselling. The following areas disappeared from the list of supported areas: tourism and sightseeing as well as culture, art, protection of cultural heritage and national heritage.

Unfortunately, in most powiat cooperation programmes there is no information concerning financing of the activities from European Funds or other sources (e.g. tasks commissioned to self-governments by central administration bodies within the framework of free legal assistance).

It is also interesting to note the very large disproportions in the size of funds allocated for cooperation within the framework of cooperation programmes with the civic sector in individual counties. It should be noted that in some cases this is an issue:

- the adoption of a multi-annual programme of cooperation with non-governmental organisations and lack of division of funds into particular years (then, in accordance with the facts, representatives of self-governments entered "0 PLN" in a given year in the questionnaire, as it was impossible to establish the actual amount allocated for a given year without verifying reports and other documents);

- failure to include in the cooperation programme the amounts allocated for co-operation due to, for example, transferring this amount to the county budget resolution;
- in individual cases, county councils passed a resolution on adopting a program of cooperation with non-governmental organisations, but no funds were allocated for this cooperation from the local government budget.

Taking the above into account, as well as the diversity of poviats, including the needs and development of cooperation between local government and non-governmental organisations, it is clear that the disproportions are enormous - both in terms of nominal values and areas of cooperation.

Comparison of the programmes - quite simple in their structure - amounting to several thousand PLN with multi-million programmes, assuming, e.g., commissioning the running of school/educational institutions or specialist care and educational institutions, does not seem to be fully justified, as the difference in the scale of financing causes that changes taking place in those poviats where the highest amounts were allocated to cooperation, will have the greatest impact on statistics.

The biggest amount for cooperation with NGOs (PLN 20,130,000 in 2021) was allocated by Cieszyn poviat. The largest funds (PLN 13,404,000) are allocated to the maintenance of educational institutions run by non-governmental organisations, as well as to subsidies in the area of social assistance and support for the family and foster care system of institutional character (PLN 6,027,000).

In the majority of programmes for cooperation with the civic sector (85.03% - 267) only general amounts for cooperation were given, without a precise division into areas of public benefit. Some poviat self-governments combined selected areas of benefit from the Act of 24 April 2003 on public benefit activity and volunteerism and thus were able to operate in cooperation programmes with a more synthetic, functional arrangement of areas. Others used their own original nomenclature of areas not explicitly referred to in the Act. Drawing any conclusions on the basis of such residual data (some areas of public benefit were included e.g. in 5 out of 314 counties) would be unjustified, therefore the research team, in agreement with the ordering party, resigned from this area of analysis. This issue could be taken into consideration only in deeper research, taking into account, apart from cooperation programmes, also reports on their implementation and supplementary data obtained from county governments.

In conclusion, however, it is worth noting that all county governments have programmes of cooperation with non-governmental organisations (annual or multiannual), which means that they meet the statutory requirement of passing such a document<sup>9</sup>.

The data in Table 2 comes from the responses provided by poviats offices through access to public information procedures, and in the absence of such a response from local governments, the data was retrieved by the research team from the pages of the Public Information Bulletin.

---

<sup>9</sup> Pursuant to Article 7 section 1 item 19 of the Act of 8 March 1990 on Municipal Self-Government (Journal of Laws of 2001, No. 142, item 1591 as amended) and Article 5 section 1 of the Act of 24 April 2003 on Public Benefit Activity and Volunteerism (Journal of Laws No. 96, item 873 as amended).

# **Municipal and urban governments**

Piotr Stec

- ✓ **The data pertain to funds planned under cooperation programs (annual and long-term) of 2,477 communes/towns with non-governmental organisations.**
- ✓ **Most municipal/communal self-governments have adopted annual programmes of cooperation with non-governmental organisations for 2020 and 2021 – in 289 cases these are multi-annual programmes.**
- ✓ **1243 communes/towns responded under the Access to Public Information Act; 1138 cooperation programs were found in Public Information Bulletins by the surveyors. In case of 96 communes/towns it has not been possible to establish whether the cooperation programmes have been passed; if the programmes of these self-government units have been created, they are not publicly available.**

## **Key findings from the survey of communal/municipal governments:**

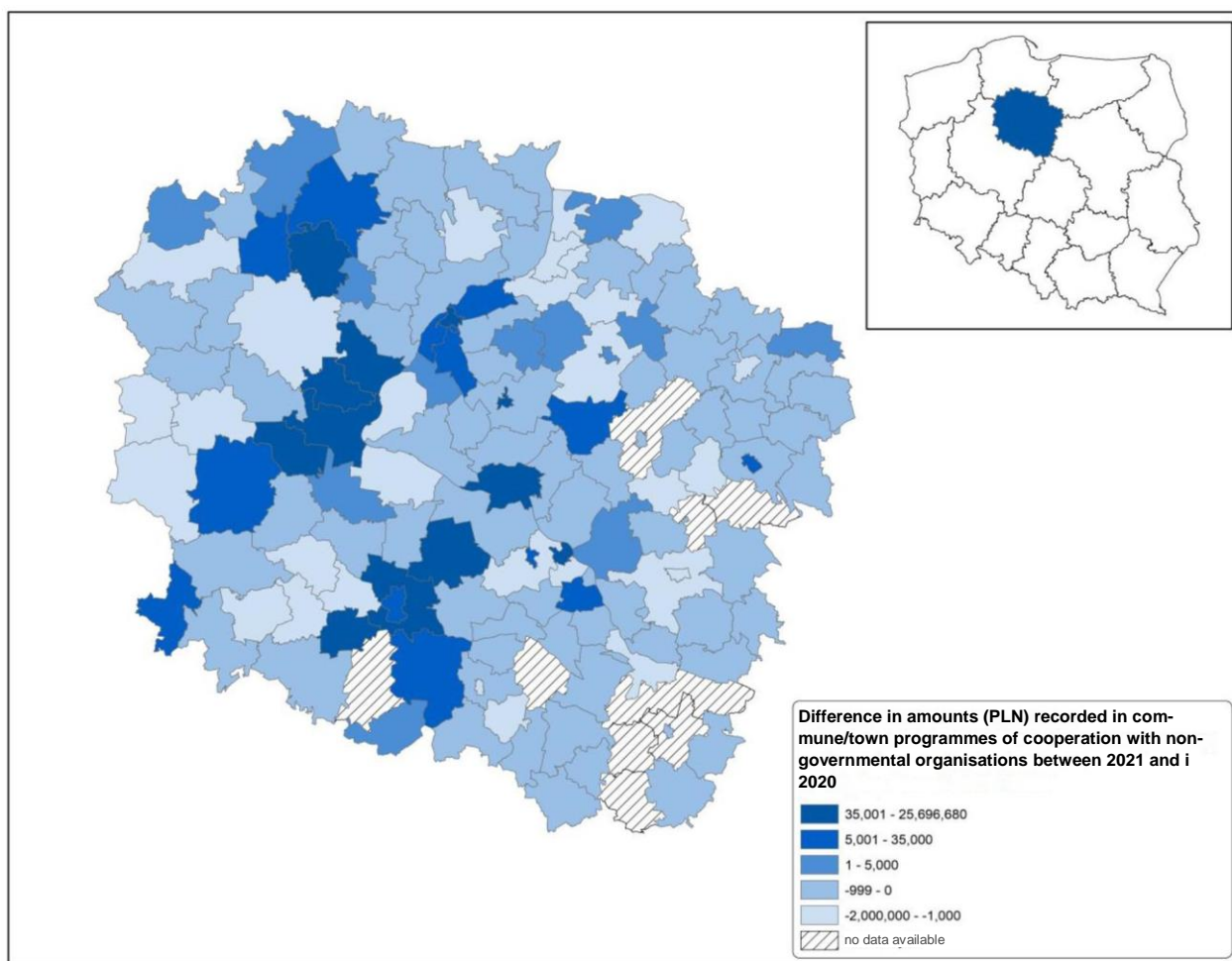
- The nominal value of funds for cooperation with the civic sector increased by 4.7%, i.e. nearly PLN 97 million); adjusted for inflation, the real value of funds increased by less than 1.4%.
- The greatest nominal increase in funds for cooperation with the civic sector occurred in communes/towns in Lower Silesia (almost PLN 28.7 million) and Kuyavian-Pomeranian (less than PLN 23.5 million); the greatest decrease was recorded in communes/towns in Masovian (by more than PLN 5.7 million) and Łódź (by slightly more than PLN 2.1 million).

- The largest percentage increase in funds (taking into account inflation) for cooperation with the civic sector occurred in communes/towns of Kuyavian-Pomeranian (by nearly 30%) and Lower Silesia (slightly more than 14%); the largest percentage decrease in funds (also taking into account inflation) occurred in communes/towns of Łódź (more than 5.2%) and Masovian (slightly more than 4.8%).
- The differences between 2020 and 2021 in funds allocated for cooperation between municipalities and organisations under the cooperation programmes amount to 300 million; there are also territorial self-government units in which funds for cooperation did not change between 2020 and 2021.
- It is not possible to precisely determine the amounts of cooperation by individual areas of public benefit - only 1 out of 27 cooperation programmes separated the amounts in individual areas in detail; indicating the amounts allocated to individual areas of public benefit would require a very detailed analysis of reports on cooperation with non-governmental organisations.
- The arithmetic mean of amounts allocated for cooperation by communes and towns was PLN 855,315.17 in 2020 and PLN 896,242.70 in 2021; the median was PLN 100,000 in 2020 and PLN 102,000 in 2021.

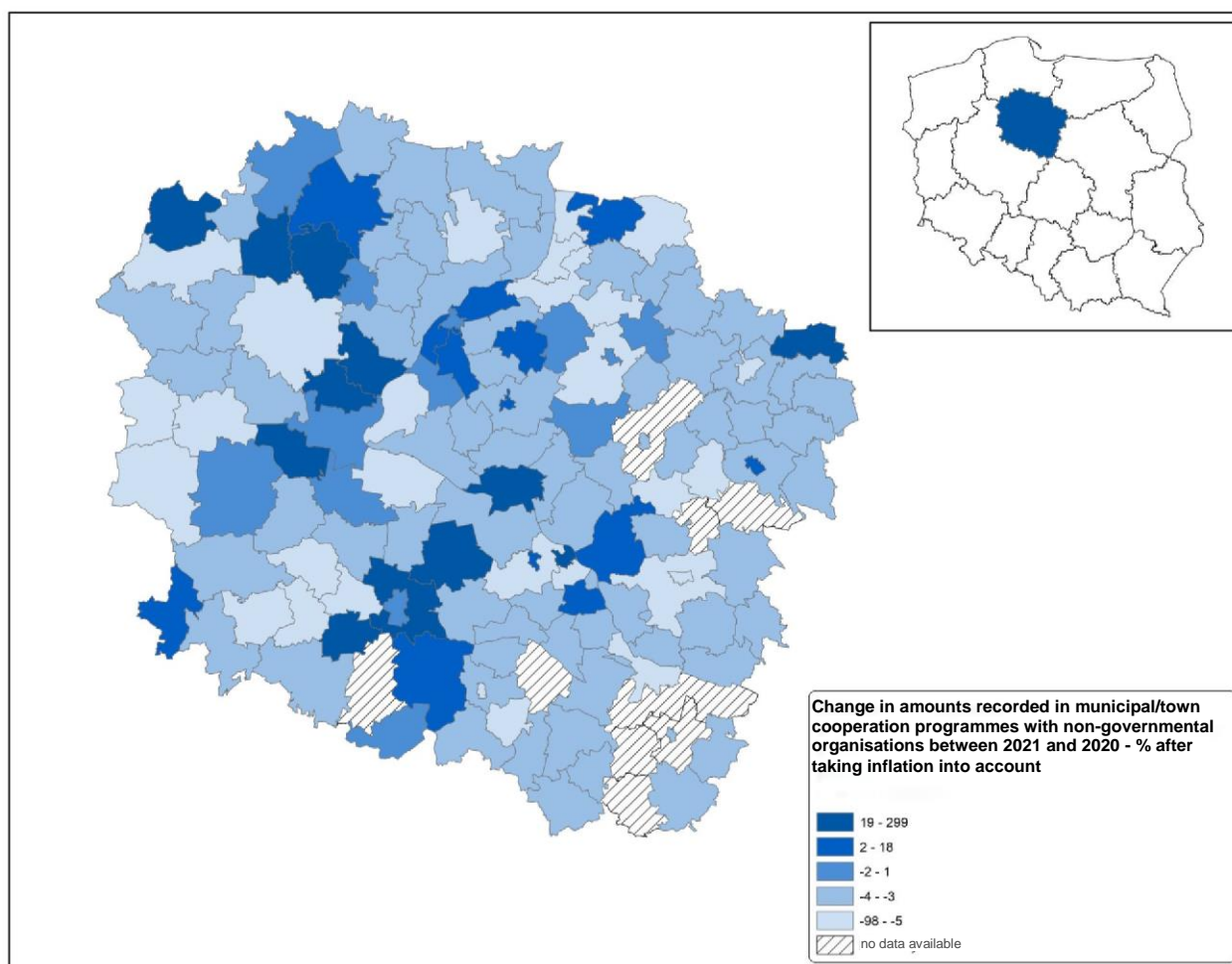
### **Local governments with a significant increase in cooperation funds - communes and towns in the Kuyavian-Pomeranian and Lower Silesia voivodeships**

The maps below present changes in the amounts allocated in programmes for cooperation with NGOs by communes/towns in individual voivodeships. Positive values indicate an increase in amounts for collaboration between 2020 and 2021, and negative values indicate a decrease in such amounts.

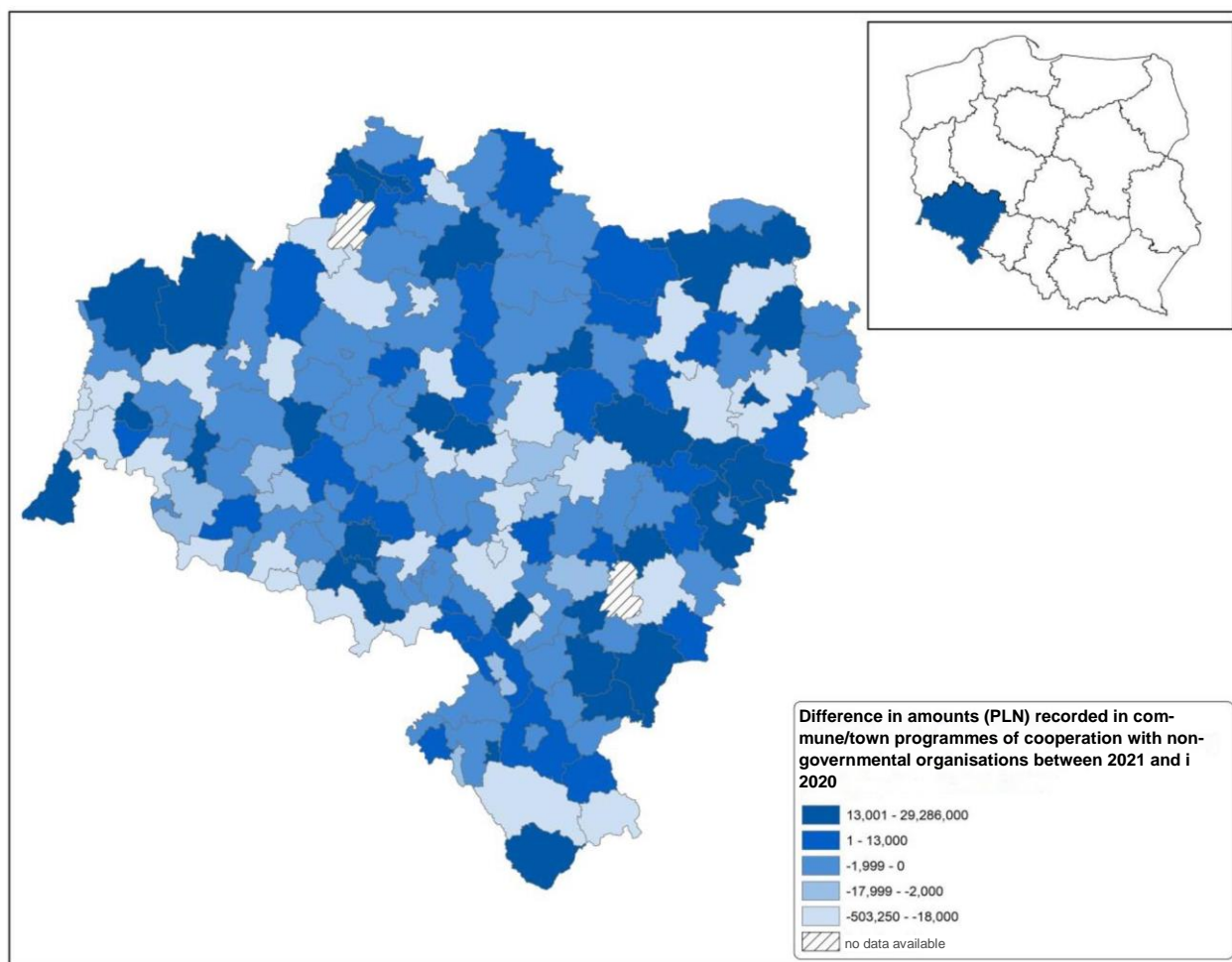




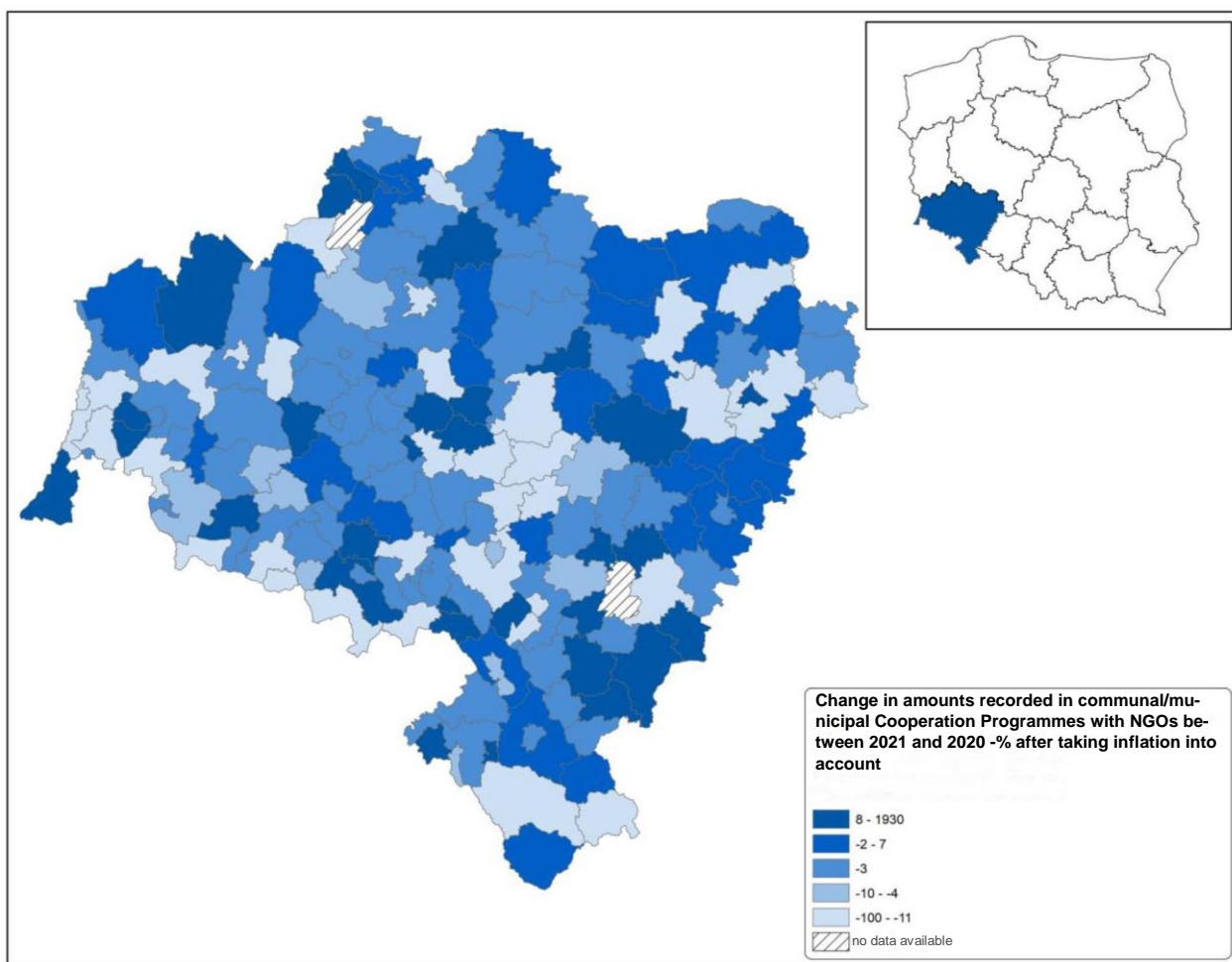
Map 9. Nominal change in the size of funds in communes/towns of Kuyavian-Pomeranian voivodeship in programmes with non-governmental organisations in 2021 in relation to the programmes of 2020.



Map 10. Change in real terms of the amount of funds in the programmes of cooperation of communes and towns of Kuyavian-Pomeranian voivodeship with non-governmental organisations in 2021 in relation to the programmes of 2020. Positive values mean an increase in outlays on cooperation between 2020 and 2021, and negative values mean a decrease in outlays



Map 11. Nominal change in the volume of funds in communes/cities of Lower Silesian Voivodeship in programs with non-governmental organisations in 2021 in relation to programs of 2020. Positive values mean an increase in outlays on cooperation between 2020 and 2021, and negative values mean a decrease in outlays



Map 12. Change in real terms of the amount of funds in the cooperation programmes of communes and cities of Lower Silesian Voivodeship with non-governmental organisations in 2021 in relation to the programmes of 2020. Positive values mean an increase in outlays on cooperation between 2020 and 2021, and negative values mean a decrease in outlays

Communes and towns in Kuyavian-Pomeranian Voivodeship	Amounts in programmes in 2020 (PLN)	Amounts in programmes in 2021 (PLN)	Change in amounts in programmes in 2021 and 2020 (PLN)	Change in amounts in programmes in 2021 and 2020 (%)	Change in amounts in programmes in 2021 and 2020 adjusted for inflation (%)
up to 20 thousand inhabitants	13,931,050.00	14,418,346.00	487,296.00	3%	0.10%
between 100- 250 thousand inhabitants	15,500,000.00	39,196,680.00	23,696,680.00	153%	149.48%
between 20- 50 thousand inhabitants	5,082,180.00	4,841,955.00	-240,225.00	-5%	-8.13%
between 50- 100 thousand inhabitants	10,315,000.00	9,333,000.00	-982,000.00	-10%	-12.92%
over 250 thousand inhabitants	27,299,724.00	27,833,756.00	534,032.00	2%	-1.44%
<b>total</b>	<b>72,127,954.00</b>	<b>95,623,737.00</b>	<b>23,495,783.00</b>	<b>33%</b>	<b>29.18%</b>

Table 11. Nominal statements, as well as in terms of changes in % of the real value of funds in particular communes/towns of Kuyavian-Pomeranian Voivodeship under the programs of cooperation with non-governmental organisations in 2020 and 2021.

Communes and towns in Lower Silesia Voivodeship	Amounts in programmes in 2020 (PLN)	Amounts in programmes in 2021 (PLN)	Change in amounts in programmes in 2021 and 2020 (PLN)	Change in amounts in programmes in 2021 and 2020 (%)	Change in amounts in programmes in 2021 and 2020 adjusted for inflation (%)
up to 20 thousand inhabitants	26,575,370.00	26,214,473.00	-360,897.00	-1%	-4.76%
between 100- 250 thousand inhabitants	3,436,901.00	3,436,901.00	0.00	0%	-3.40%
between 20- 50 thousand inhabitants	21,226,090.00	21,016,755.00	-209,335.00	-1%	-4.39%
between 50- 100 thousand inhabitants	16,291,660.00	16,271,510.00	-20,150.00	0%	-3.52%
over 250 thousand inhabitants	97,012,000.00	126,298,000.00	29,286,000.00	30%	26.79%
<b>total</b>	<b>164,542,021.00</b>	<b>193,237,639.00</b>	<b>28,695,618.00</b>	<b>17%</b>	<b>14.04%</b>

Table 12. Nominal statements, as well as in terms of changes in % of the real value of funds in particular communes/towns of Lower Silesian Voivodeship under the programs of cooperation with non-governmental organisations in 2020 and 2021.

communes and cities in Kuyavian-Pomeranian and Lower Silesian increased outlays on co-operation with non-governmental organisations by the total of PLN 23 495 783 (Kuyavian-Pomeranian - K-P) and PLN 28 695 618 (Lower Silesia - DŚ). This represents an increase in the real value of cooperation by over 33% (K-P) and 14% (DŚ), i.e. the only examples of an increase in expenditure on cooperation with NGOs by over 10% year-on-year. However, it is enough to have a closer look at the structure of this growth in terms of the size of self-governments to clearly see that it is the self-governments with population over 250,000 or between 100,000 and 250,000 that participate in this growth; more precisely, it is the increase in expenditures in the capital cities of the regions: Wrocław, where it amounted to over 29 million, and Toruń, with an increase of almost 23.5 million. In all other categories of the size of communes and cities we observe small, but nevertheless small drops, close to the inflation level or slightly above; only towns between 50,000 and 100,000 in the Kuyavian-Pomeranian Voivodeship recorded a bigger drop, at the level of almost 13%.

In Wrocław, large nominal increases occurred in many areas. In 2021, the programme introduced actions new or modified with respect to 2020. Actions were added, among others, to support people with disabilities in carrying out daily activities and

undertaking social activities, the implementation of assistance services for people with disabilities, the promotion of pro-health activities concerning the improvement of the quality of health care for children, their parents or carers, the support of education and knowledge of residents concerning the protection of biodiversity, or the support of educational activities raising the knowledge of residents concerning the protection of nature and ecology.

In Toruń, however, the provisions concerning the priority areas of cooperation have changed significantly. For example, various forms of countering the effects of COVID-19 have been identified as a priority. The remaining provisions were formulated in a more general way and refer to the direct provisions of Article 4 (1) of the Act of 24 April 2003 on public benefit activity and volunteerism. The amount of funds allocated to cooperation also increased significantly (by almost 30% year-on-year and adjusted for inflation). Unfortunately, there is a lack of more precise information in which areas there have been what increases or information about the possible inclusion of European Funds in the 2021 cooperation programme.

Large increases in funds for cooperation were also noted by the small municipality of Żukowice (DŚ - an increase from PLN 3,000 in 2020 to PLN 61,000 in 2021) and the city of Jawor (the second largest increase after Wrocław among municipalities and cities in DŚ). However, an analysis of the two cooperation programmes for 2020 and 2021 does not show which areas of priority cooperation have increased and to what extent, as the priority public tasks are practically identical in each of the years studied.

The biggest increases in the Kuyavian-Pomeranian Voivodeship, apart from Toruń, were also recorded: Bydgoszcz (an increase of over half a million PLN), Inowrocław (an increase of over PLN 235 thousand) and Białe Błota (an increase of just under PLN 290 thousand). Interestingly, in Białe Błota, while the expenditures increased, the areas of cooperation were reduced by two priorities: activities for people of retirement age and civil protection, including fire fighting, evacuation of injured or endangered people and animals and endangered property, rescue operations in water areas, including during floods, removal of incidents, particularly after weather anomalies. In other cases, it is not possible to determine the reason for changes in the volume of expenditure without detailed analysis of the reports of the cooperation programmes.

On the other hand, the largest drops can be observed in the town of Dzierżoniów (DŚ - nominal drop by over half a million PLN), and in the municipality of Pęclaw (DŚ - real value drop by over 92%).



In the programme of cooperation with non-governmental organisations and other entities engaged in public benefit activity from Dzierżoniów for the year 2021 there will no longer be the following tasks, which were recorded in the programme for 2020: organisation of intergenerational activities for seniors from Dzierżoniów, organisation of a gala as part of activities to support education, popularisation of the idea of fishing among residents of Dzierżoniów, organisation of fitness classes for children and youth in Dzierżoniów, running the Crisis Intervention Centre, running preventative classes for children and youths with swimming lessons and meals, organising and running a community centre with care and preventative classes for youths from Dzierżoniów, running care and preventative classes for youths from Dzierżoniów under the name: "Young people free from addictions", conducting sociotherapeutic activities for families with dysfunctions.

Unfortunately, in both cases (Pęcław and Dzierżoniów) there is no detailed information in which areas the funds were reduced.

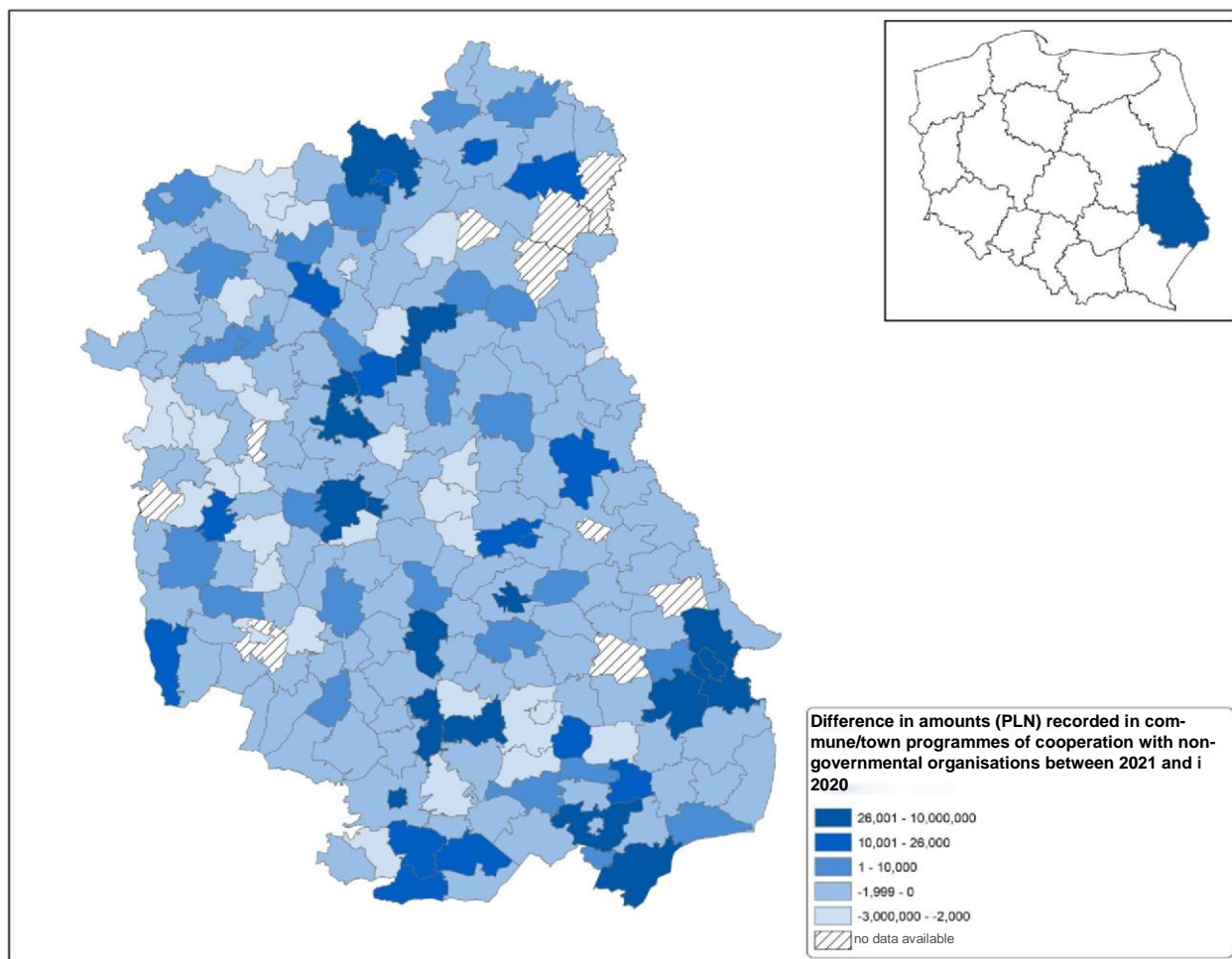
Significant decreases among the communes and towns of Kuyavian-Pomeranian Voivodeship should be noted in Dąbrowa Chełmińska, a small town (up to 20 thousand inhabitants) (decrease of over 98%) and medium-sized cities: Grudziądz (reduction from 9 million in 2020 to 8 million in 2021) or Inowrocław (reduction from 7 million in 2020 to 5 million in 2021).

In several cases in Kuyavian-Pomeranian and Lower Silesian voivodeships (e.g. Przemków, Brzeg Dolny or Polanica Zdrój - DŚ, as well as Osielsko, Janikowo, Brzozie, Gostycyn or Lubiewo), annual cooperation programmes occur only in one year (2020 or 2021). In the latter case, multiannual plans were in force without any indication of the appropriations for the year, which makes it impossible to determine the year-on-year evolution reliably and precisely.

A detailed summary can be found in the appendices to the report.

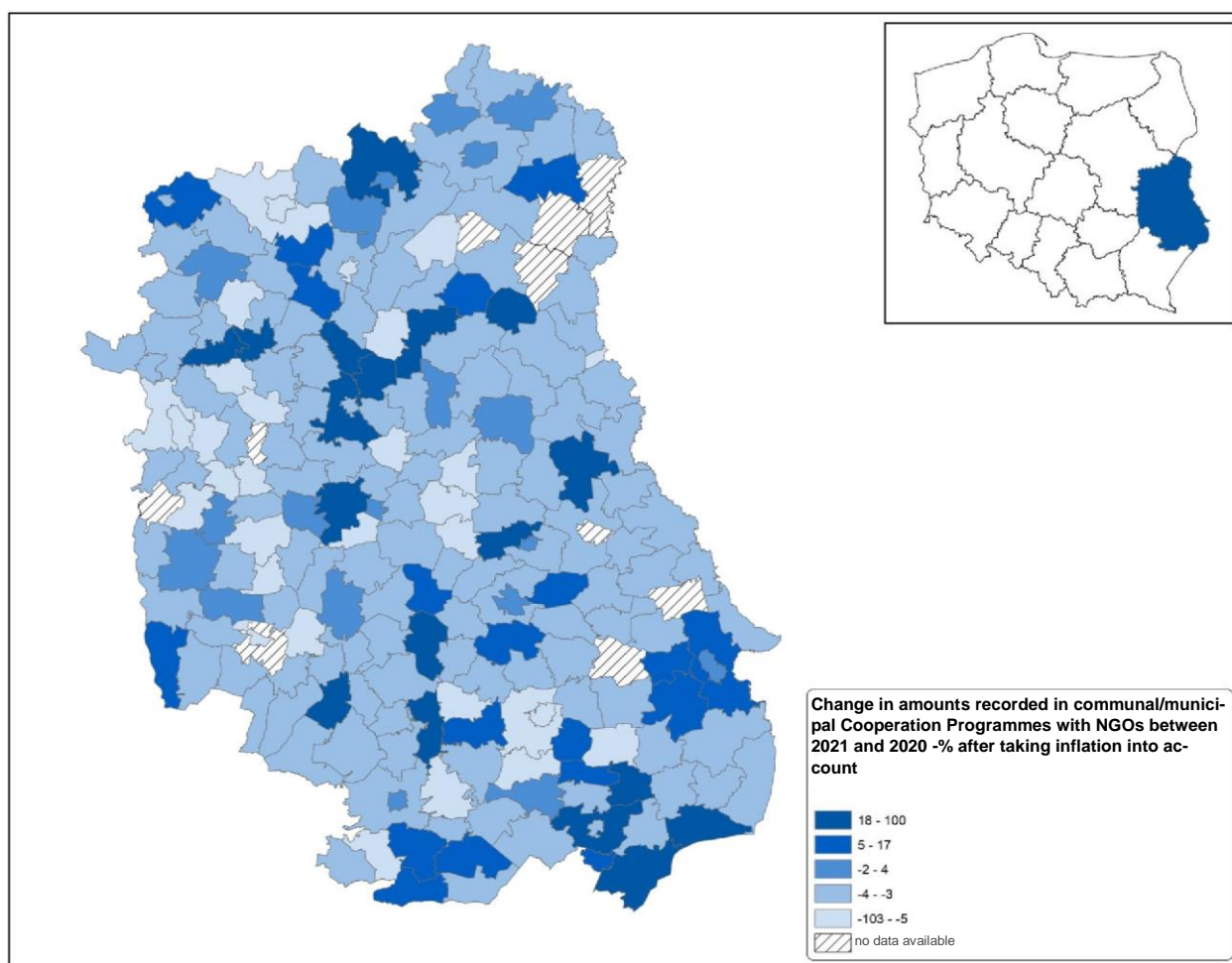
## **Local governments with little (at or slightly above inflation) incremental funding for cooperation**

The maps below present changes in the amounts allocated in programmes for cooperation with NGOs by communes/towns in voivodeships where there was a slight increase in funds for cooperation. Positive values indicate an increase in amounts for collaboration between 2020 and 2021, and negative values indicate a decrease in such amounts.

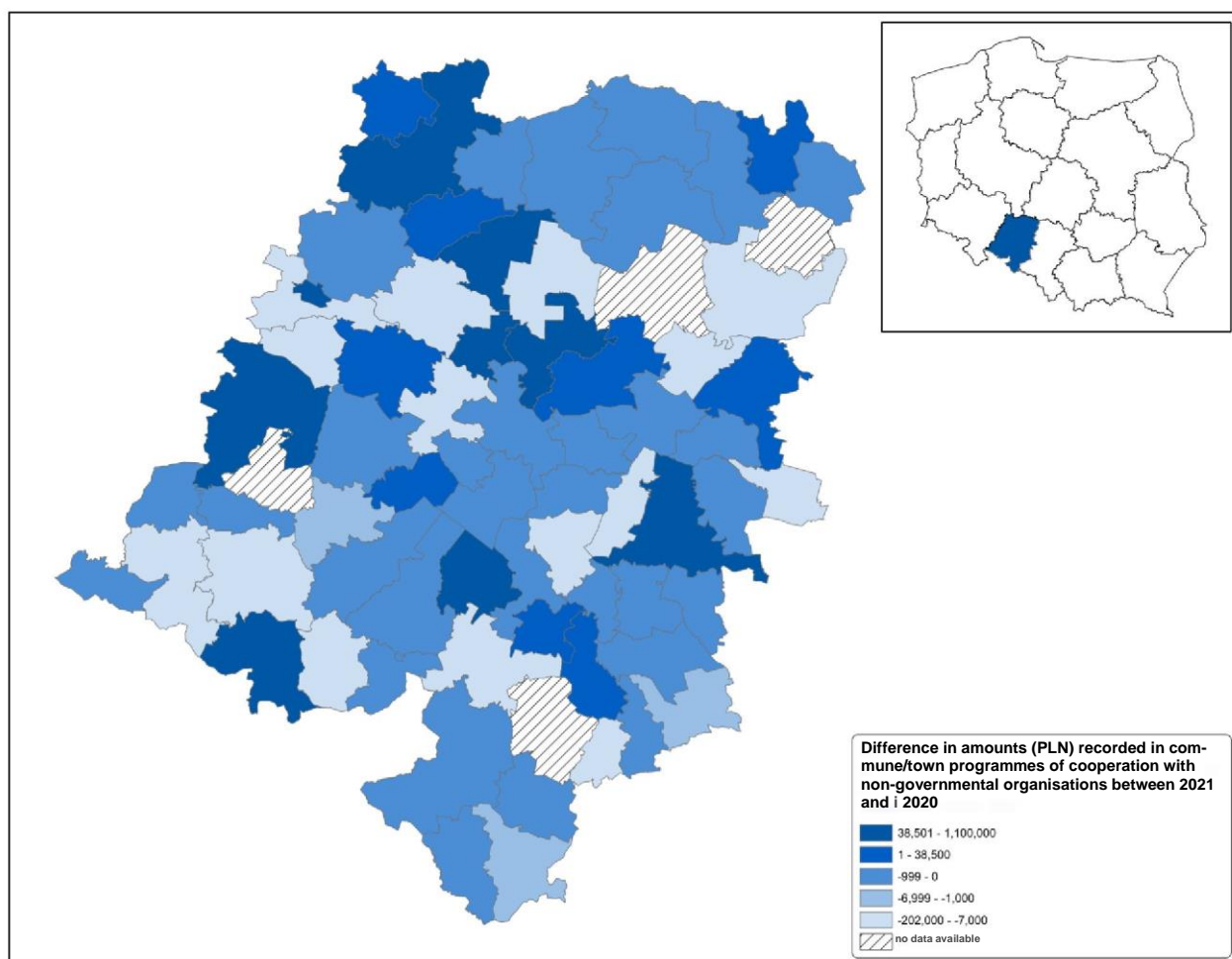


Map 13. Nominal change in the volume of funds in communes/towns of Lublin voivodeship in programmes of cooperation with non-governmental organisations in 2021 in relation to the programmes of 2020.

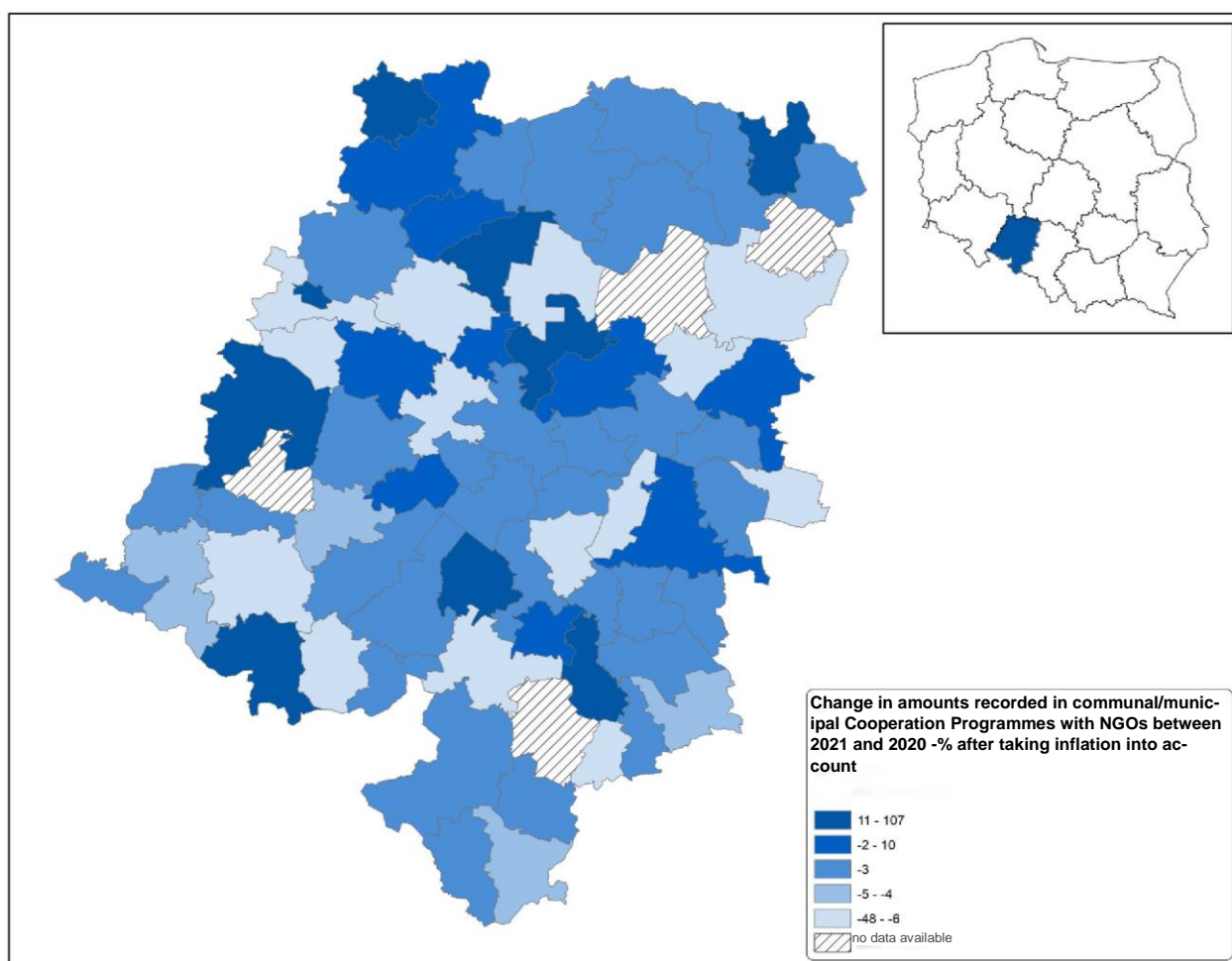




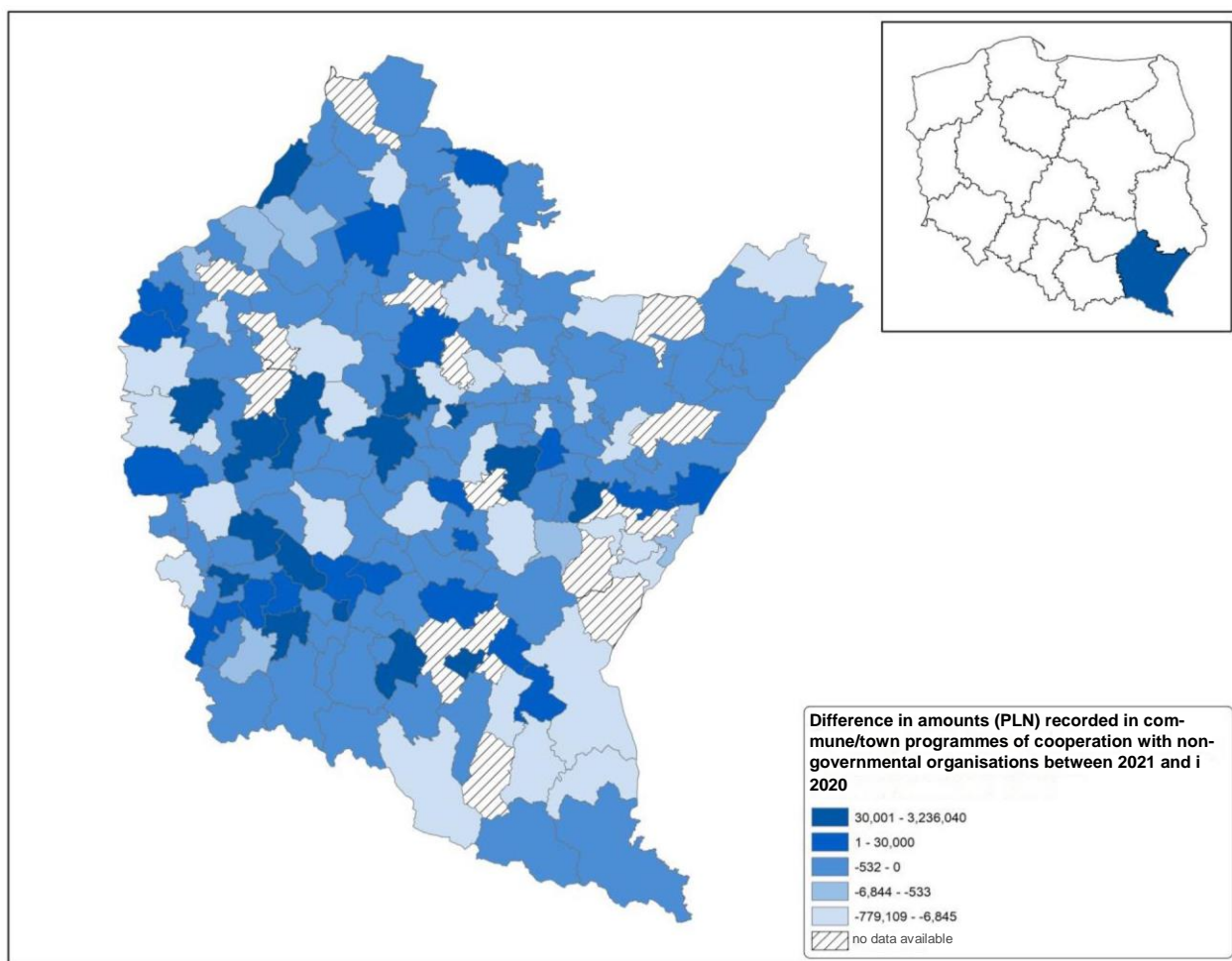
Map 14. Nominal change in the volume of funds in communes/towns of Lublin voivodeship in programmes of cooperation with non-governmental organisations in 2021 in relation to the programmes of 2020.



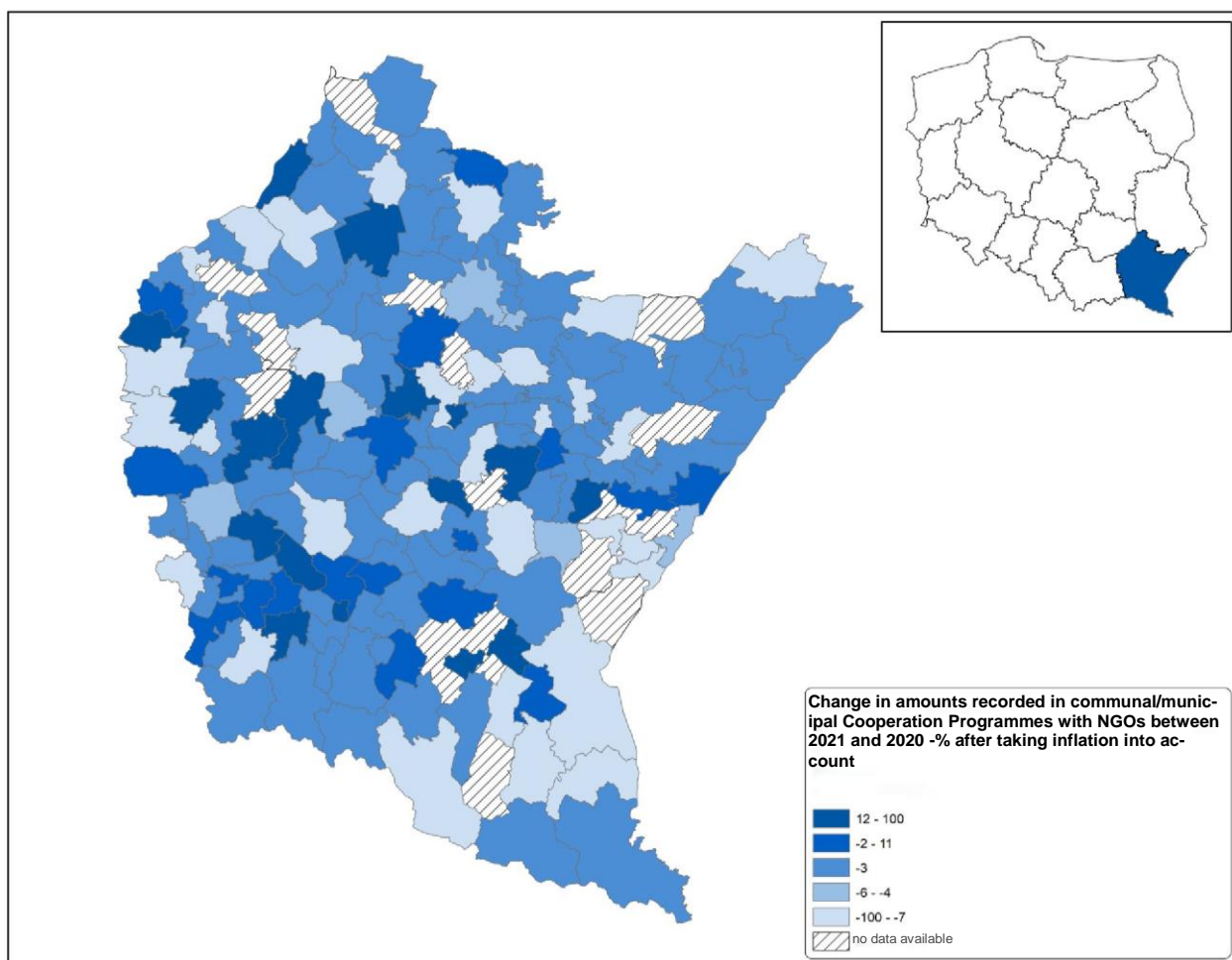
Map 15. Nominal change in the volume of funds in communes/towns of Opole voivodeship in programmes of cooperation with non-governmental organisations in 2021 in relation to the programmes of 2020.



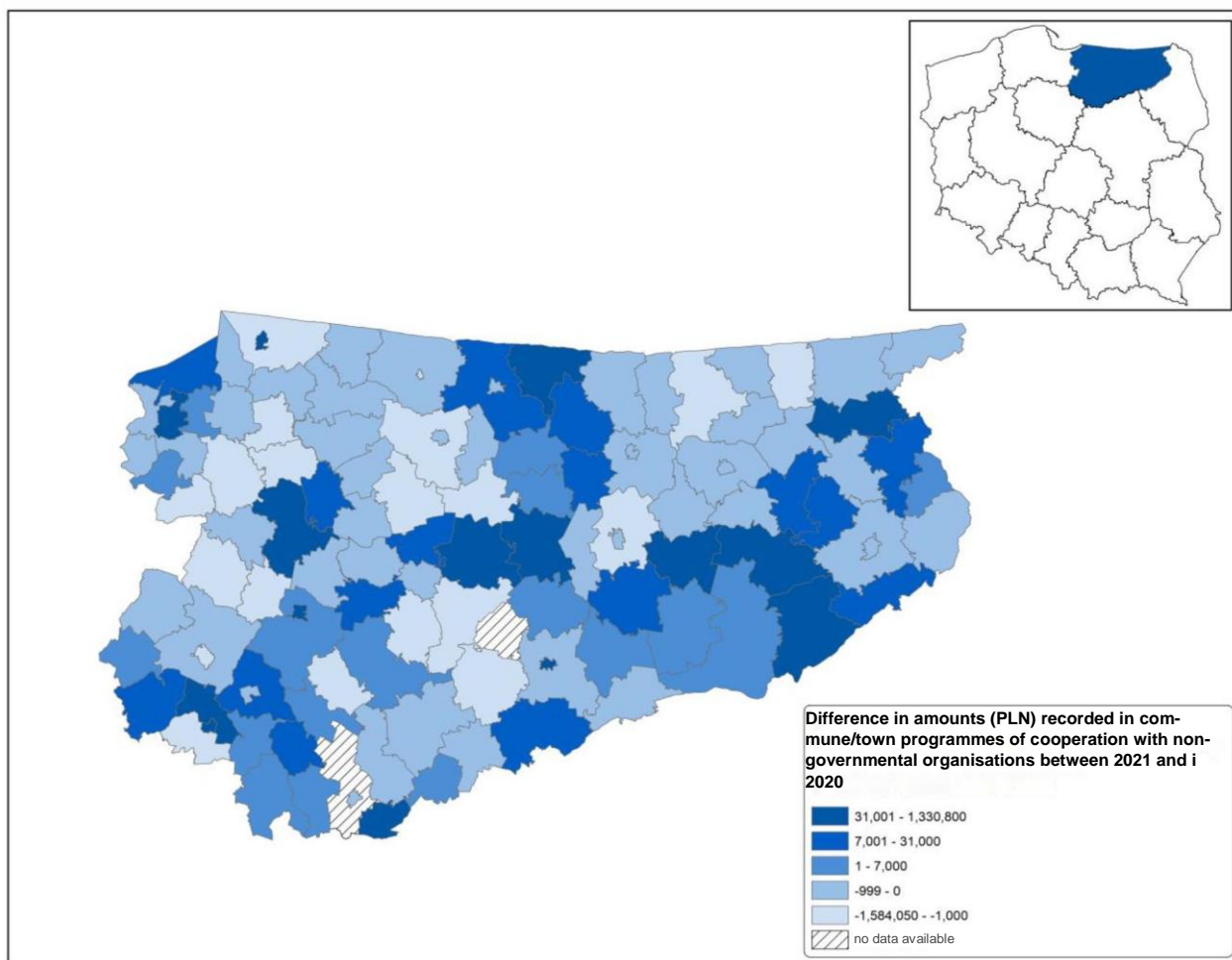
Map 16. Nominal change in the volume of funds in communes/towns of Opole voivodeship in programmes of cooperation with non-governmental organisations in 2021 in relation to the programmes of 2020.



Map 17. Nominal change in the volume of funds in communes/towns of Subcarpathian voivodeship in programmes of cooperation with non-governmental organisations in 2021 in relation to the programmes of 2020.

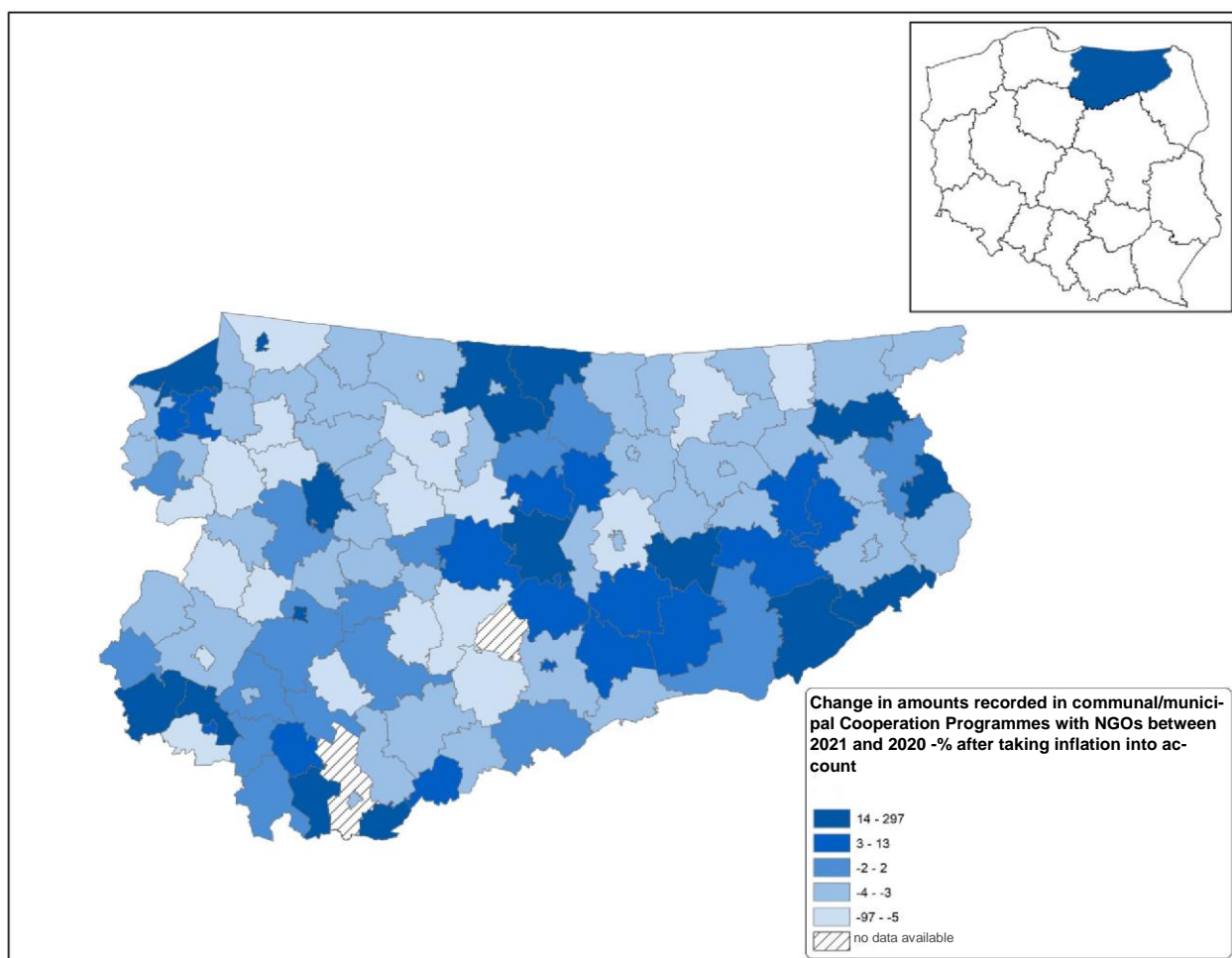


Map 18. Nominal change in the volume of funds in communes/towns of Subcarpathian voivodeship in programmes of cooperation with non-governmental organisations in 2021 in relation to the programmes of 2020.

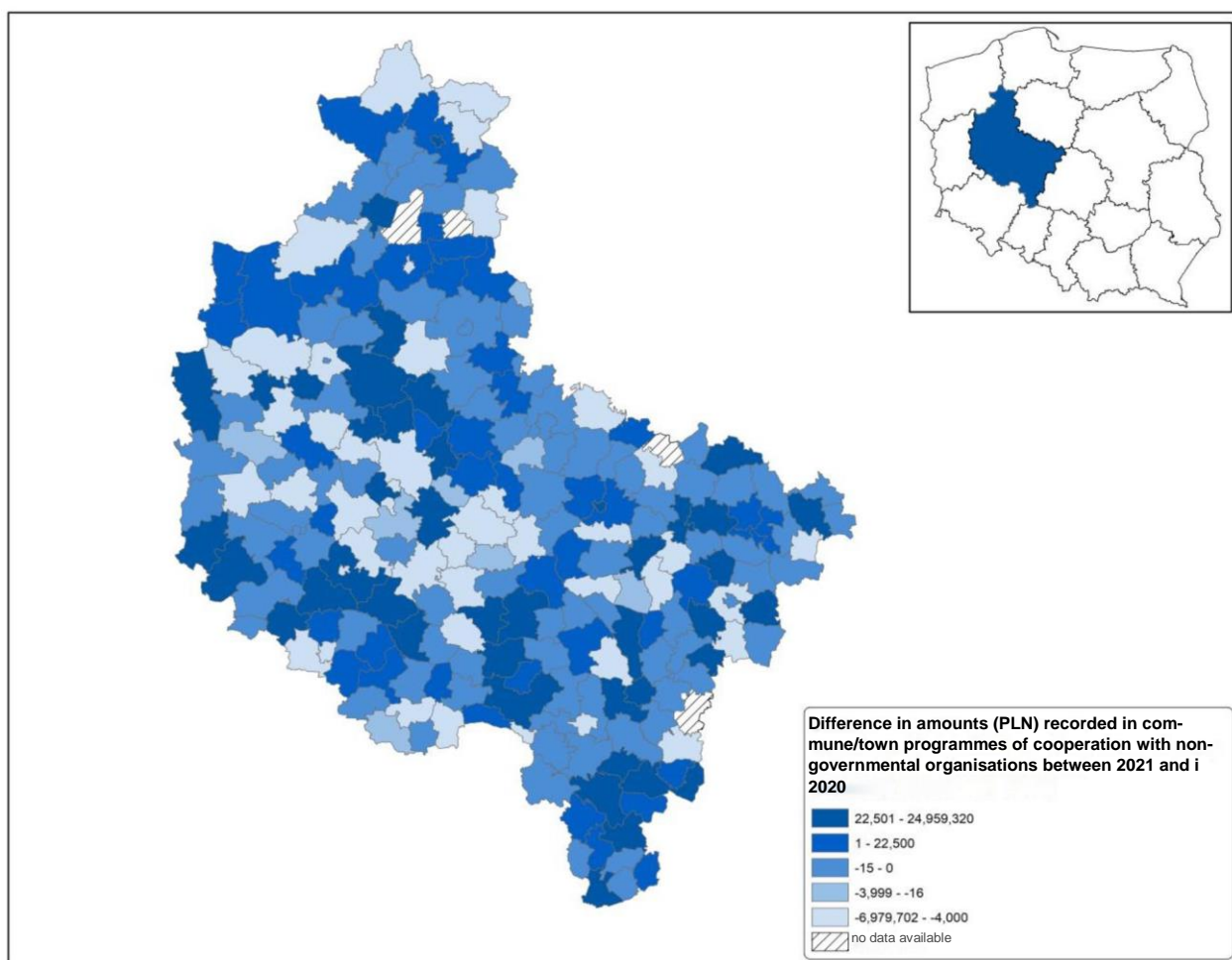


Map 19. Nominal change in the volume of funds in communes/towns of Warmian-Masurian voivodeship in programmes of cooperation with non-governmental organisations in 2021 in relation to the programmes of 2020.



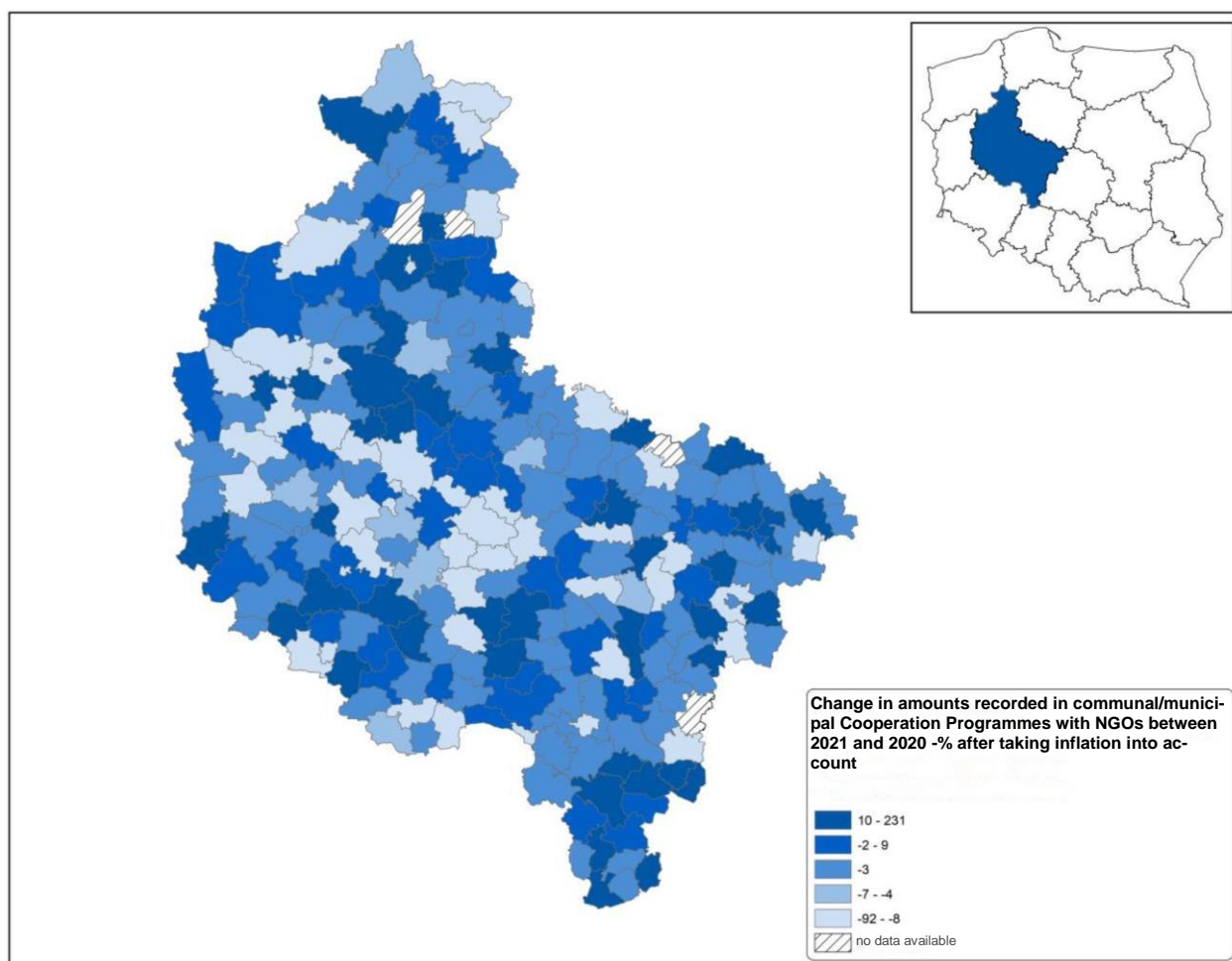


Map 20. Nominal change in the volume of funds in communes/towns of Warmian-Masurian voivodeship in programmes of cooperation with non-governmental organisations in 2021 in relation to the programmes of 2020.

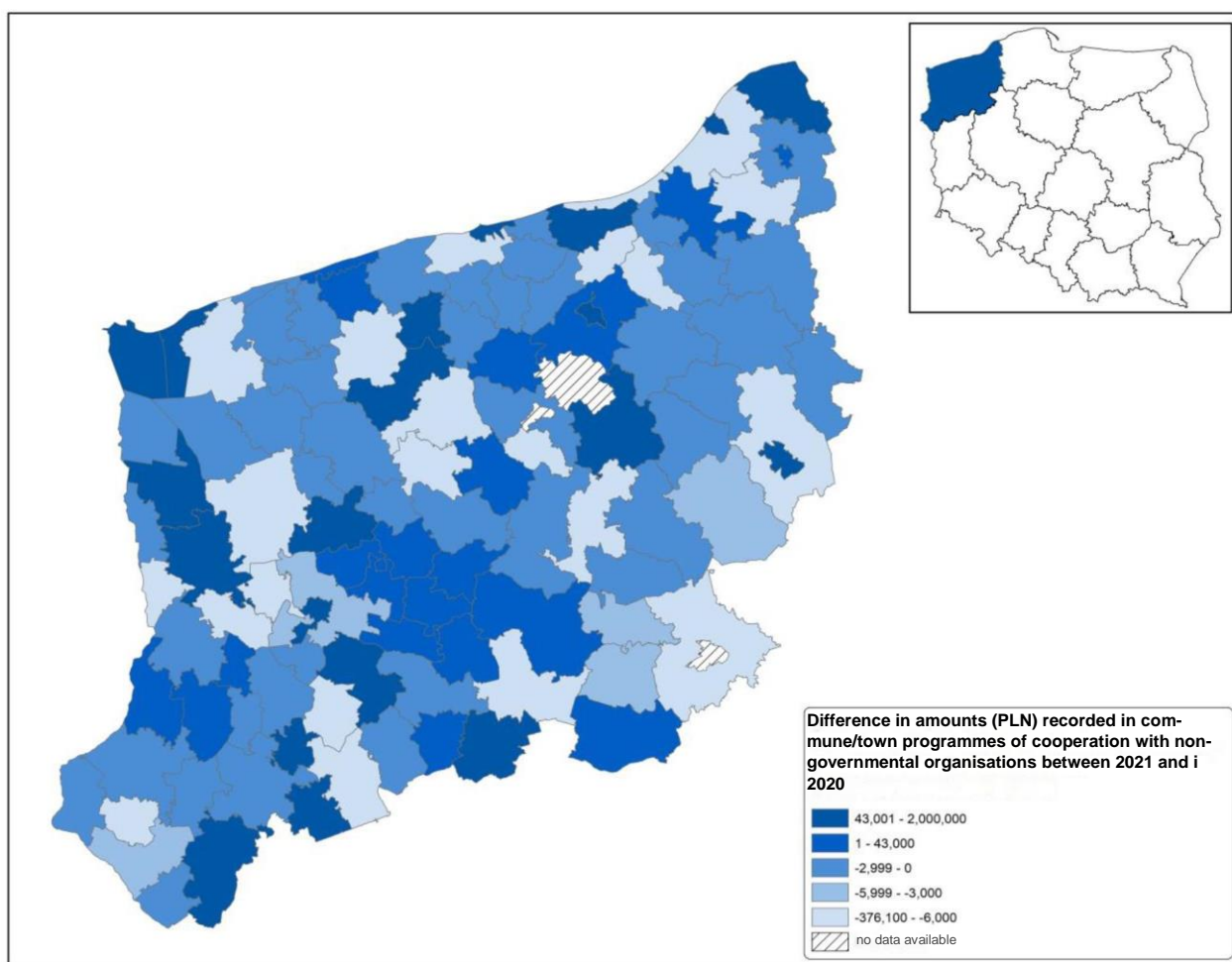


Map 21. Nominal change in the volume of funds in communes/towns of Greater Poland Voivodeship in programmes of cooperation with non-governmental organisations in 2021 as compared to programmes of 2020.

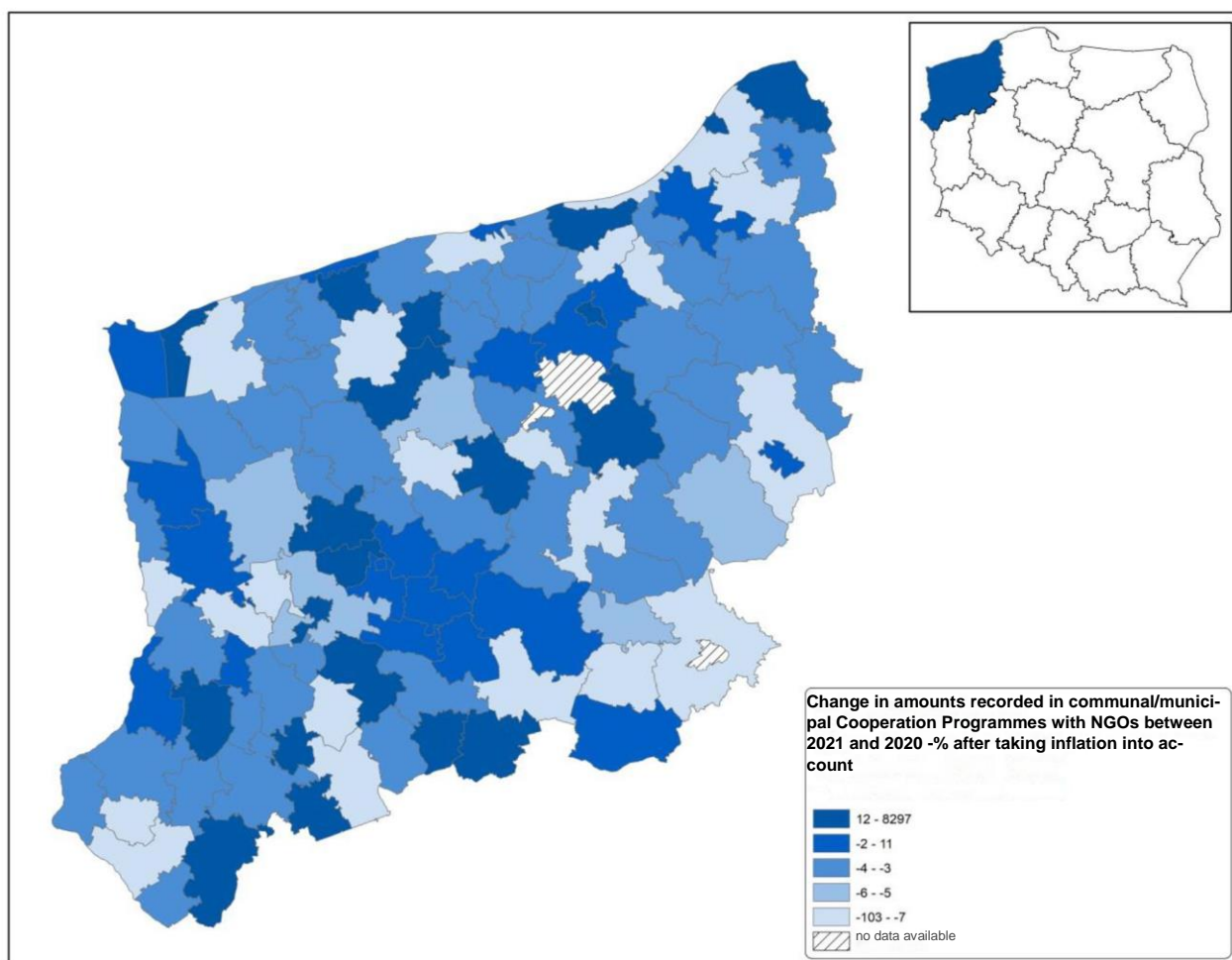




Map 22. Nominal change in the volume of funds in communes/towns of Greater Poland Voivodeship in programmes of cooperation with non-governmental organisations in 2021 as compared to programmes of 2020.



Map 23. Nominal change in the volume of funds in communes/towns of West Pomeranian Voivodeship in programmes of cooperation with non-governmental organisations in 2021 as compared to the programmes of 2020.



Map 24. Nominal change in the volume of funds in communes/towns of West Pomeranian Voivodeship in programmes of cooperation with non-governmental organisations in 2021 as compared to the programmes of 2020.

Size categories of communes/towns with small increases in cooperation programmes	Amounts in programmes in 2020 (PLN)	Amounts in programmes in 2021 (PLN)	Change in amounts in programmes in 2021 and 2020 (PLN)	Change in amounts in programmes in 2021 and 2020 (%)	Change in amounts in programmes in 2021 and 2020 adjusted for inflation (%)
<b>Lublin Voivodeship</b>	<b>106,300,808.00</b>	<b>113,665,535.00</b>	<b>7,364,727.00</b>	<b>7</b>	<b>3.53</b>
up to 20 thousand inhabitants	34,401,164.00	34,897,714.00	496,550.00	1	-1.96
between 20-50 thousand inhabitants	15,895,294.00	12,852,900.00	-3,042,394.00	-19	-22.54
between 50- 100 thousand inhabitants	10,874,350.00	10,784,921.00	-89,429.00	-1	-4.22
between 100- 250 thousand inhabitants	130,000.00	130,000.00	0.00	0	-3.40
over 250 thousand inhabitants	45,000,000.00	55,000,000.00	10,000,000.00	22	18.82
<b>Opole Voivodeship</b>	<b>31,682,250.00</b>	<b>33,710,300.00</b>	<b>2,028,050.00</b>	<b>6</b>	<b>3.00</b>

up to 20 thousand inhabitants	14,836,250.00	15,637,300.00	801,050.00	5	2.00
between 20- 50 thousand inhabitants	4,696,000.00	6,125,000.00	1,429,000.00	30	27.03
between 50- 100 thousand inhabitants	2,150,000.00	1,948,000.00	-202,000.00	-9	-12.80
between 100- 250 thousand inhabitants	10,000,000.00	10,000,000.00	0.00	0	-3.40
<b>Subcarpathian Voivodeship</b>	<b>127,862,915.00</b>	<b>135,006,636.00</b>	<b>7,143,721.00</b>	<b>6</b>	<b>2.19</b>
up to 20 thousand inhabitants	79,956,294.00	84,813,635.00	4,857,341.00	6	2.67
between 20- 50 thousand inhabitants	27,415,357.00	30,825,177.00	3,409,820.00	12	9.04
between 50- 100 thousand inhabitants	10,869,914.00	9,210,554.00	-1,659,360.00	-15	-18.67
between 100- 250 thousand inhabitants	9,621,350.00	10,157,270.00	535,920.00	6	2.17
<b>Warmian-Masurian Voivodeship</b>	<b>43,294,998.00</b>	<b>46,147,790.00</b>	<b>2,852,792.00</b>	<b>7</b>	<b>3.19</b>
up to 20 thousand inhabitants	21,247,728.00	21,910,706.00	662,978.00	3	-0.28
between 20- 50 thousand inhabitants	9,509,270.00	10,368,284.00	859,014.00	9	5.63
between 50- 100 thousand inhabitants	2,035,000.00	2,035,000.00	0.00	0	-3.40
between 100- 250 thousand inhabitants	10,503,000.00	11,833,800.00	1,330,800.00	13	9.27
<b>Greater Poland Voivodeship</b>	<b>201,061,872.00</b>	<b>219,440,427.00</b>	<b>18,378,555.00</b>	<b>9</b>	<b>5.74</b>
up to 20 thousand inhabitants	32,311,585.00	32,988,368.00	676,783.00	2	-1.31
between 20- 50 thousand inhabitants	24,968,828.00	50,569,530.00	25,600,702.00	103	99.13
between 50- 100 thousand inhabitants	36,801,757.00	35,882,529.00	-919,228.00	-2	-5.90
over 250 thousand inhabitants	106,979,702.00	100,000,000.00	-6,979,702.00	-7	-9.92
<b>West Pomeranian Voivodeship</b>	<b>89,925,933.00</b>	<b>96,205,214.00</b>	<b>6,279,281.00</b>	<b>7</b>	<b>3.58</b>
up to 20 thousand inhabitants	25,474,584.00	28,461,792.00	2,987,208.00	12	8.33
between 20-50 thousand inhabitants	15,540,510.00	16,479,833.00	939,323.00	6	2.64
between 50-100 thousand inhabitants	3,000,000.00	5,000,000.00	2,000,000.00	67	63.27
between 100-250 thousand inhabitants	7,000,000.00	7,000,000.00	0.00	0	-3.40
over 250 thousand inhabitants	38,910,839.00	39,263,589.00	352,750.00	1	-2.49

Table 13. Summary of nominal, as well as in terms of % change in real value of funds in communes/towns, in which there was a slight increase in funds for cooperation with NGOs in 2020 and 2021. (broken down by voivodeship and number of inhabitants)

All of the smallest communes saw increases in cooperation expenditures. In four of those voivodeships, where the funds in the cooperation programmes increased only slightly, i.e. Lublin, Opole, Greater Poland and Warmian-Masurian, one can note an increase of several hundred thousand PLN in the nominal values of cooperation in the smallest communes. In the remaining two voivodeships, i.e. Subcarpathian and West

Pomeranian, the increases are even greater and amount to PLN 4.8 million and less than PLN 3 million, respectively. Taking inflation into account, the changes oscillate around the inflation level, except for Subcarpathian Voivodeship, where an increase in outlays of over 8% was recorded.

In communes and cities of voivodeships collected in this group (small increases in funds for cooperation) there were increases, except for communes and cities in Lublin Voivodeship (where decreases occurred). However, the significant increase in Greater Poland Voivodeship is mainly due to the lack of possibility to verify the amounts in Jarocin - until 2020 there was a long-term cooperation program in force and the amounts for individual years were not separated. A program of just under 25 million was enacted in 2021. Unfortunately, the fact that multiannual programmes do not have to specify amounts for particular years limits the possibilities of verifying data.

In the remaining voivodeships the increases are below 10%. Only the Opolskie voivodeship saw an increase of over 27%. Interestingly, in Grodków culture, art, protection of cultural goods and national heritage disappeared from the list of priority areas of public benefit cooperation, and on this place appeared the area of social assistance, including assistance to families and individuals in difficult life situations and equalization of opportunities for these families and individuals. In Brzeg, on the other hand, there was a significant increase - in 2020 the value of cooperation was PLN 1.5 million, and in 2021 already PLN 2.6 million. The structure of the priority areas has also changed.

A significant decrease in expenditures on cooperation in communes and towns between 20,000 and 50,000 inhabitants was noted only in Lubelskie voivodeship, where more than 22% decline in the real value of cooperation translated into a nominal decrease of more than PLN 3 million. This decrease is mainly due to a decrease in expenditures on cooperation with NGOs by 3 million in Puławy (from 6 million in 2020 to 3 million in 2021). It is not clear why the funds for cooperation with NGOs were so significantly reduced - only activities promoting European integration and developing contacts and cooperation between societies disappeared from the priority areas; the remaining areas were more laconically described.

Among medium-sized cities and communes (between 50,000 and 100,000 inhabitants), the decrease in expenditures on cooperation with the third sector is dominated by the inflation rate or slightly below. However, in case of communes and towns from Opole and Subcarpathian voivodships, the drops are much bigger (respectively, by over PLN 200,000 and over 12% and by almost PLN 1.7 million and over 18%).

The largest drops among cities and communes in Subcarpathian Voivodeship were noted in: Stalowa Wola (over PLN 779 thousand), Przemyśl (over PLN 761 thousand) and

Jarosław (PLN 600 thousand). In the case of Stalowa Wola, there are no changes in the programmes other than those relating to quotas. In the Program of Cooperation of the City of Przemyśl with non-governmental organisations and other entities conducting public benefit activity for the year 2021 the objectives are a continuation of those undertaken in 2020 and the changes are minor. In Jarosław, on the other hand, interestingly enough, with such a significant decrease in expenditures on cooperation, a new priority task was recorded, titled: "Organisation of activities, events in the field of culture and recreation for residents of the municipality, in particular of an open nature."

Decreases were noted among communes and towns between 100,000 and 250,000 inhabitants. In all voivodeships, except for Warmińsko-Mazurskie, the changes oscillate around the inflation level or slightly above, in three of them the nominal value of cooperation did not change. Only the municipalities and towns in Warmian-Masurian Voivodeship recorded an increase of over 9% and it pertains in particular to Elbląg, where the value of cooperation increased from PLN 10.5 million to PLN 11.8 million. The programme itself has undergone considerable changes - e.g. the cooperation objectives have been divided into three categories and cooperation priorities have been assigned to those categories (this is how priority areas/public tasks have been described in the cooperation programme). In terms of the precision of the description of the allocation of individual amounts to the cooperation priorities, Elbląg sets the best standards - an amount has been assigned to each task. Such a solution is transparent and concrete, making it easier to analyze the program and make changes to it.

In the largest cities in these regions the changes in the amount of funds were significant: in Lublin the increase amounted to 10 million (revitalization appeared in the priority cooperation areas), while in Poznań there was a decrease of almost 7 million. The list of priority tasks in Poznań has expanded to include: expanding the scope of food aid for the poorest residents of Poznań and reducing food waste and promoting a *zero waste* lifestyle; conducting psychological and educational activities for perpetrators of domestic violence; training, supervision of work and support groups for foster families and those running family children's homes under a project co-financed by the ESF). In Szczecin, there was a slight nominal increase (by slightly more than 352 thousand PLN in 2021 compared to 2020), and in terms of the real value of cooperation there was a decrease (by 2.5% year-on-year).

In the communes and towns of the voivodeships: Lublin (an increase in the voivodeship by over PLN 7 million year-on-year generated entirely by Lublin, in which funds increased by 10 million, the largest drops occurred among communes between 20 and 50 thousand inhabitants), Opole (cities between 20 and 50 thousand residents increased by

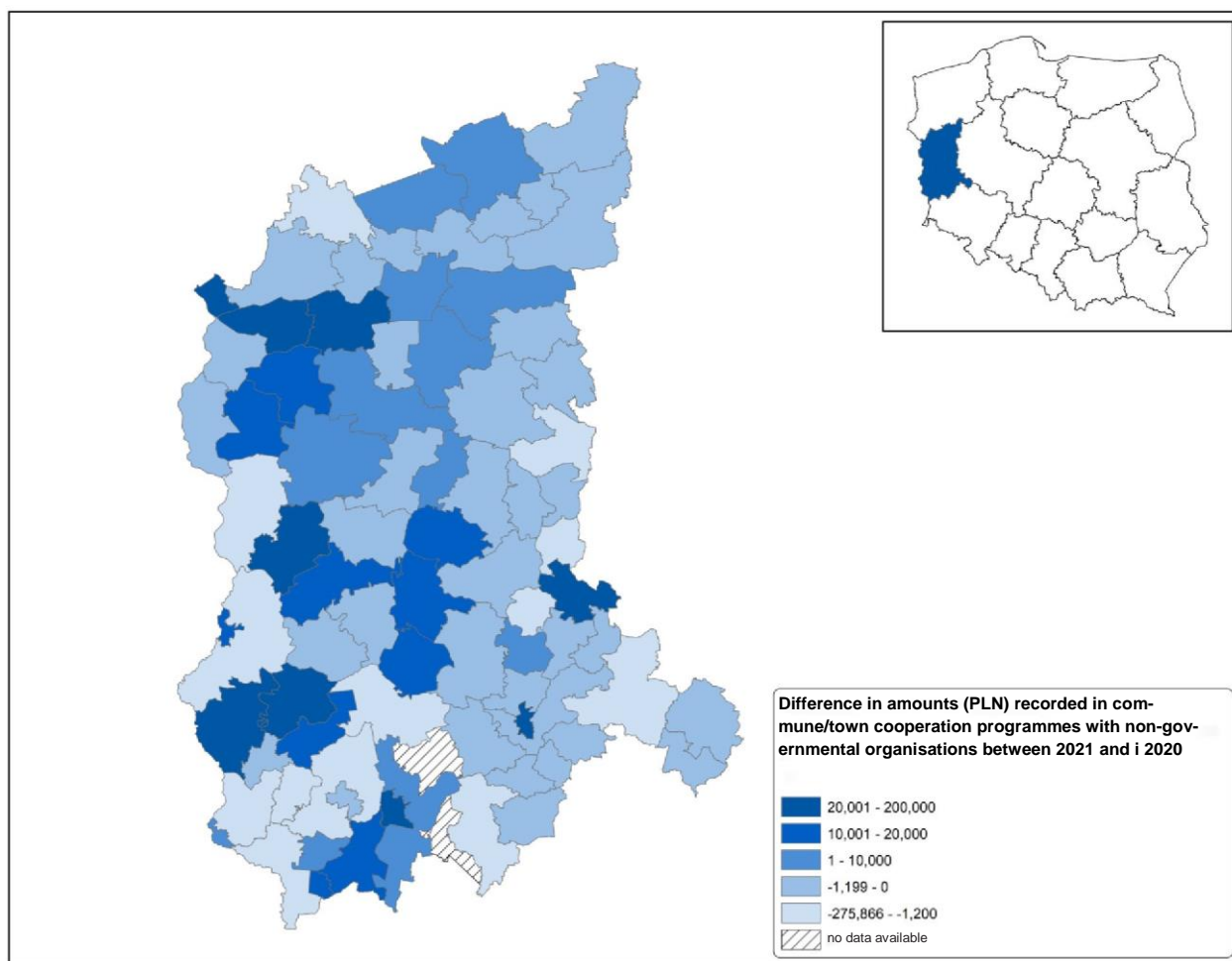
more than 27%), Subcarpathian (a decrease in Rzeszów by over PLN 1.6 million, in other Subcarpathian self-governments we observe increases) and Warmian-Masurian increases are noticeable in virtually every size range of localities outside cities and communes between 50 and 100 thousand residents with stabilization of the nominal value of cooperation and the smallest municipalities where the real value of cooperation has slightly decreased.

In the Greater Poland voivodeship, the largest drops in spending on cooperation (apart from the city of Poznań, where the drop was nearly 7 million) were recorded in: Leszno (from PLN 3 million to PLN 1 million), Środa Wielkopolska (from PLN 1.07 million to only PLN 257 thousand) and Kościan (from PLN 2.16 million to PLN 1.79 million). An increase of more than 25 million applies to Jarocin, but this is not a real increase - simply the pre-existing multi-year program did not have a precise determination of funds for individual years.

A detailed summary can be found in the appendices to the report.

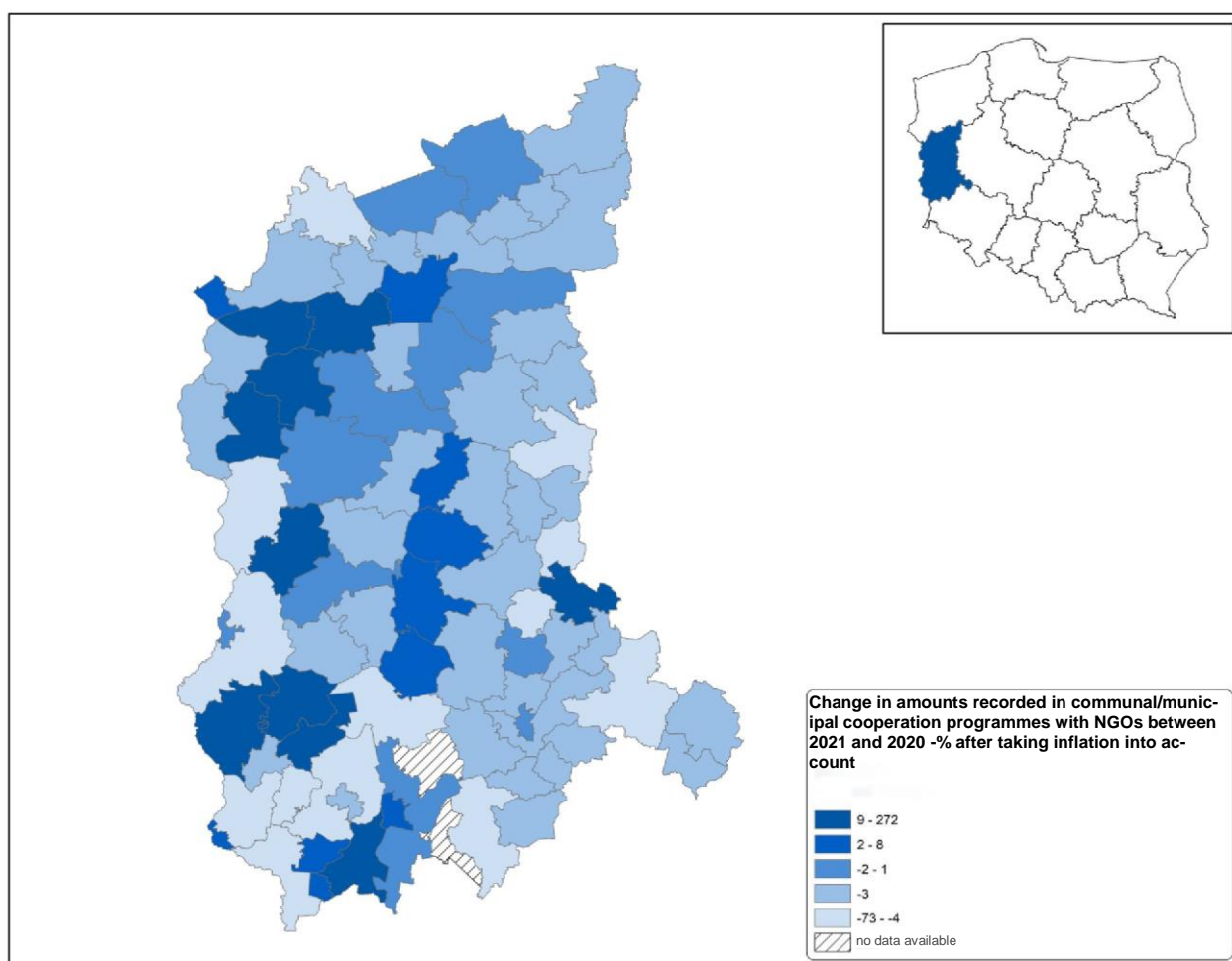
### **Local governments with small (at or slightly above inflation) reductions in cooperation funding**

The maps below present changes in the amounts allocated in programmes for cooperation with NGOs by communes/towns in voivodeships where there was a slight decrease in funds for cooperation. Positive values indicate an increase in collaborative effort between 2020 and 2021, and negative values indicate a decrease in effort.

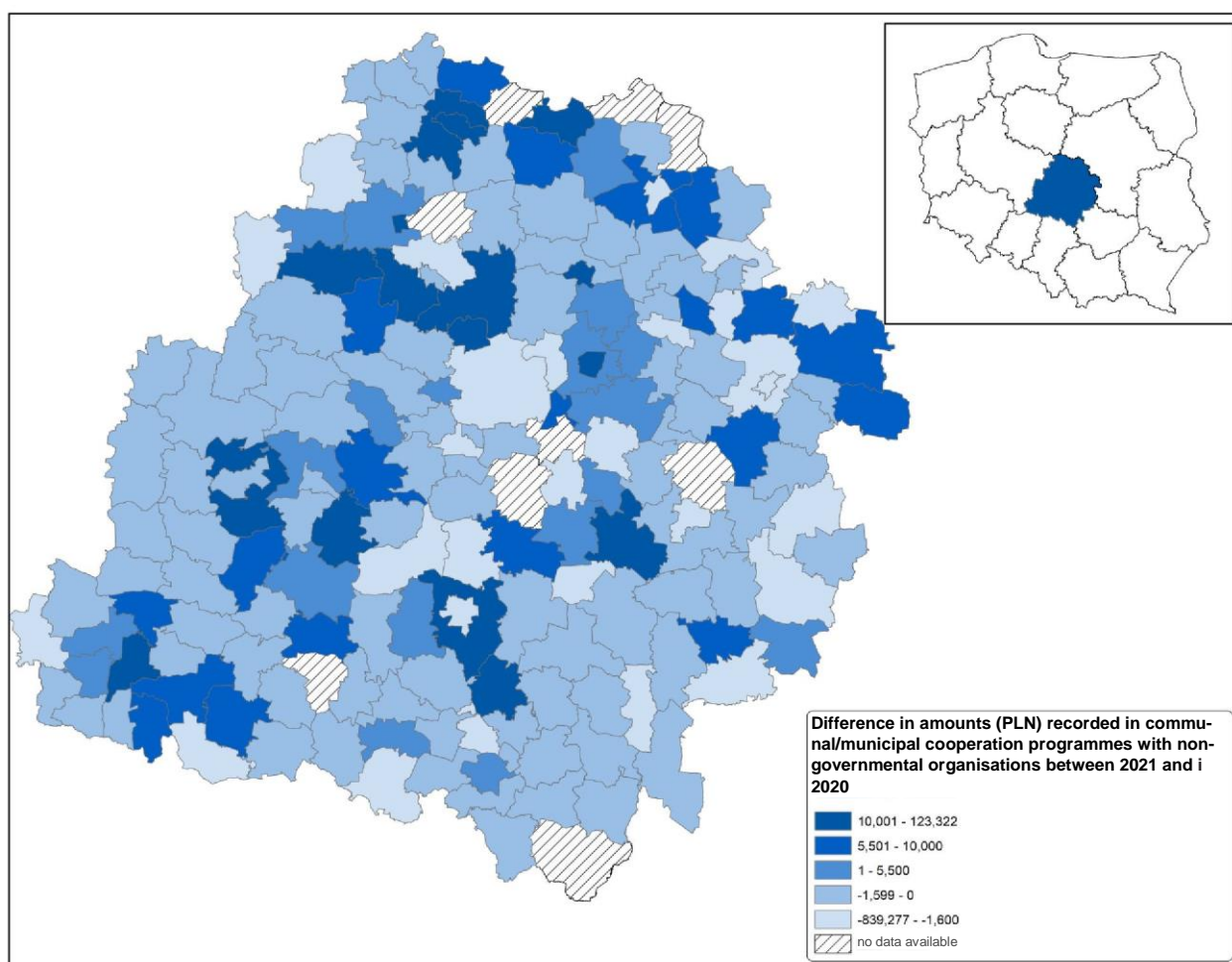


Map 25. Nominal change in the volume of funds in communes/towns of Lubusz voivodeship in programmes of cooperation with non-governmental organisations in 2021 in relation to the programmes of 2020.

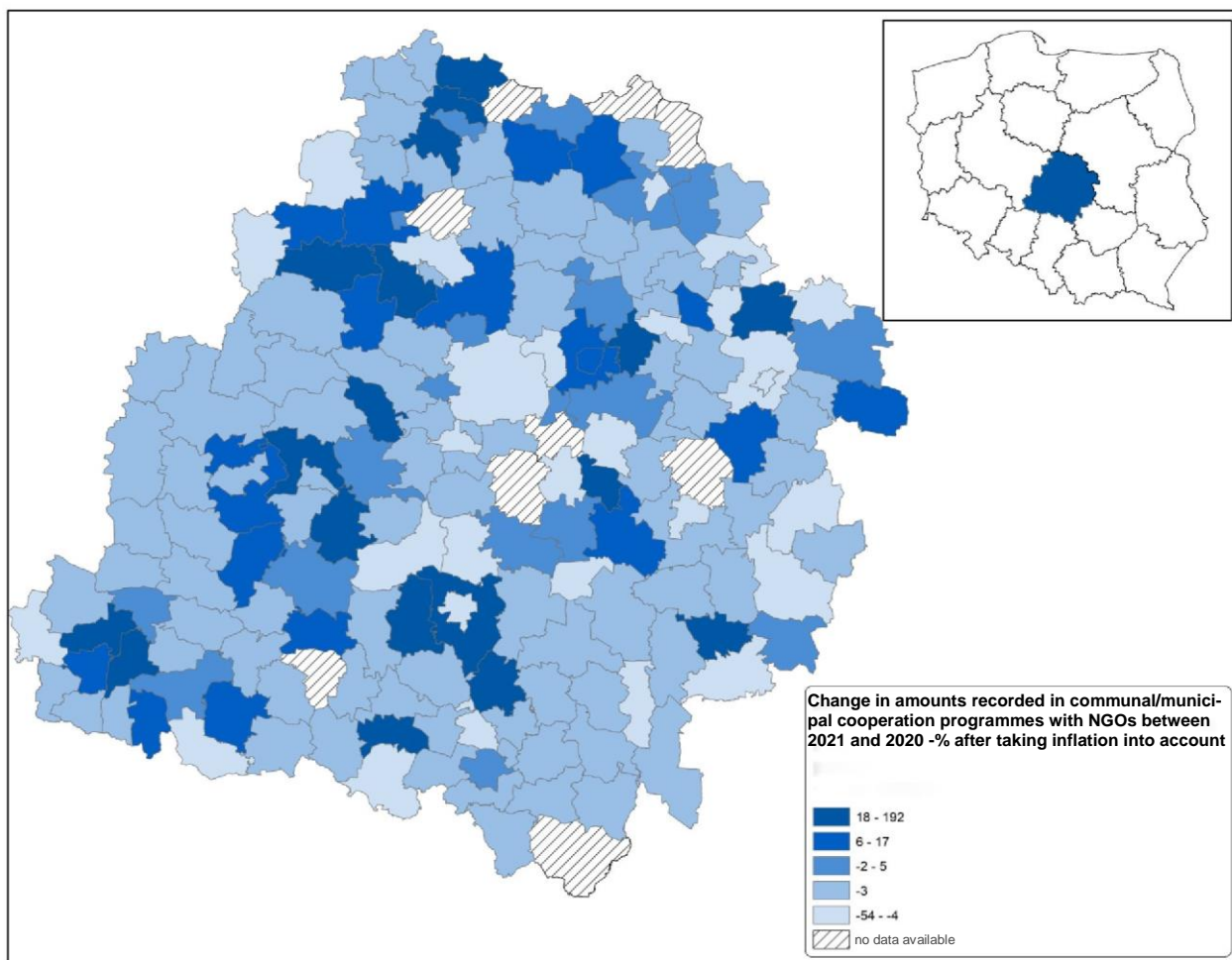




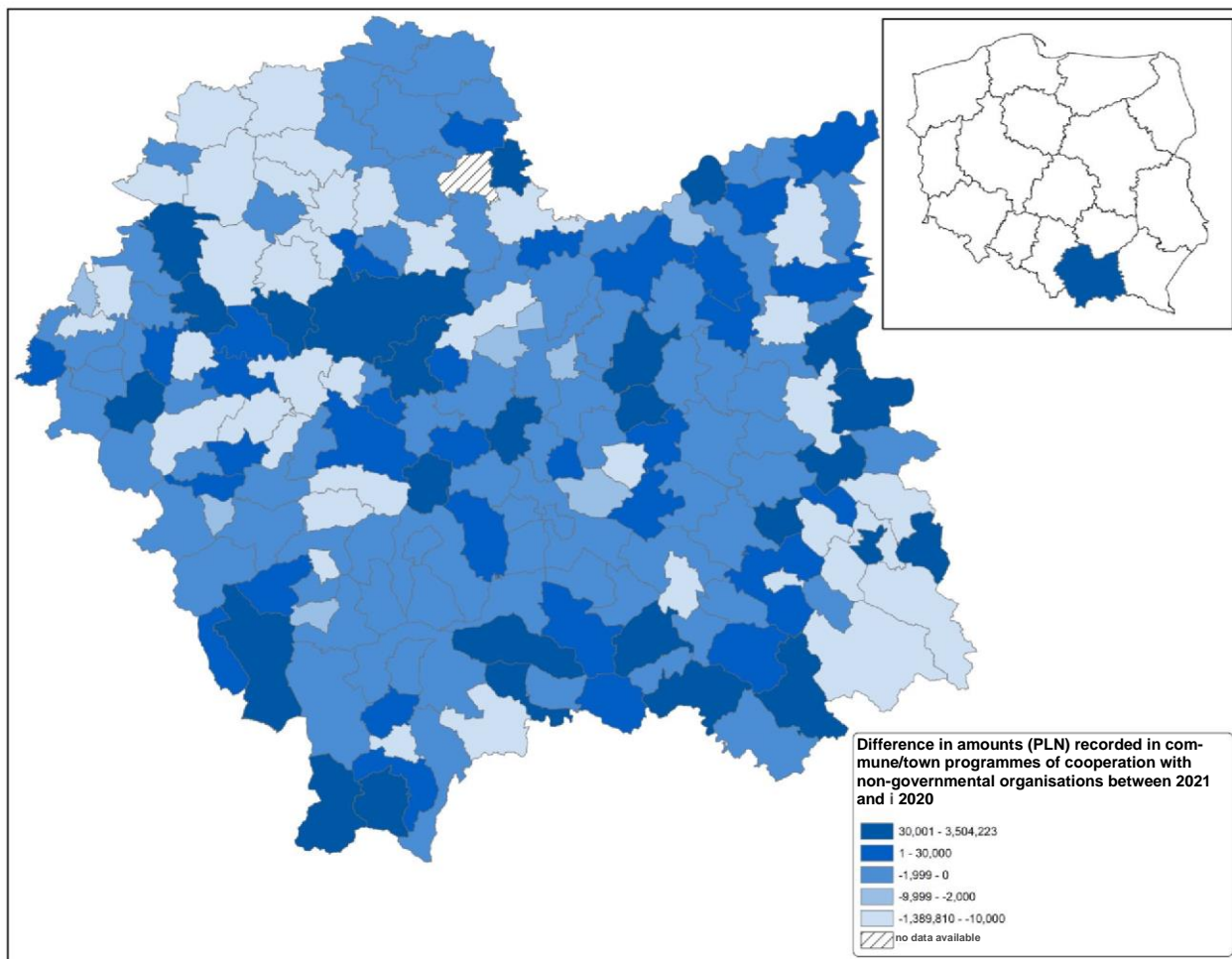
Map 26. Nominal change in the volume of funds in communes/towns of Lubusz voivodeship in programmes of cooperation with non-governmental organisations in 2021 in relation to the programmes of 2020.



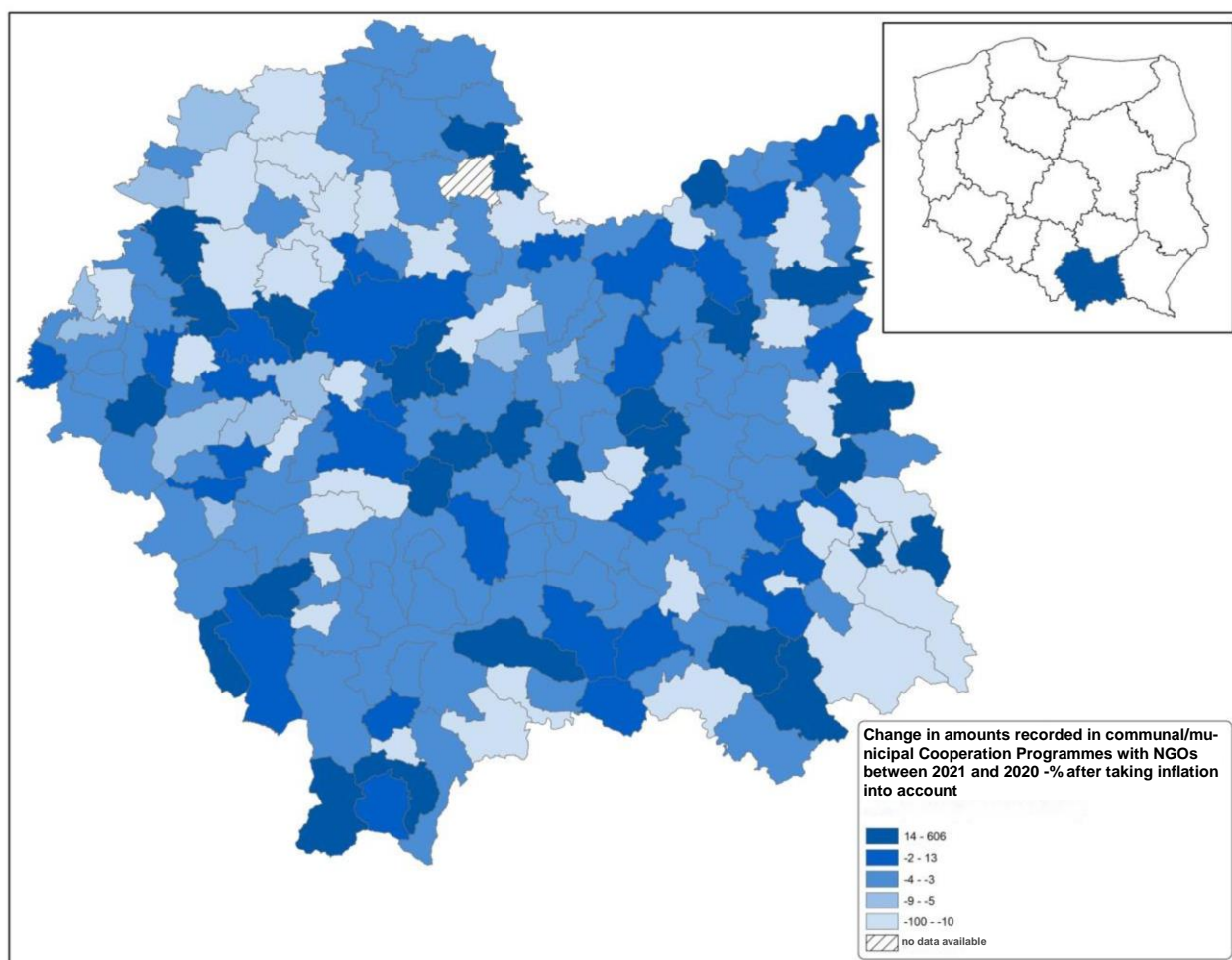
Map 27. Nominal change in the volume of funds in communes/towns of Łódź Voivodeship in programmes of cooperation with non-governmental organisations in 2021 as compared to the programmes of 2020.



Map 28. Nominal change in the volume of funds in communes/towns of Łódź Voivodeship in programmes of cooperation with non-governmental organisations in 2021 as compared to the programmes of 2020.

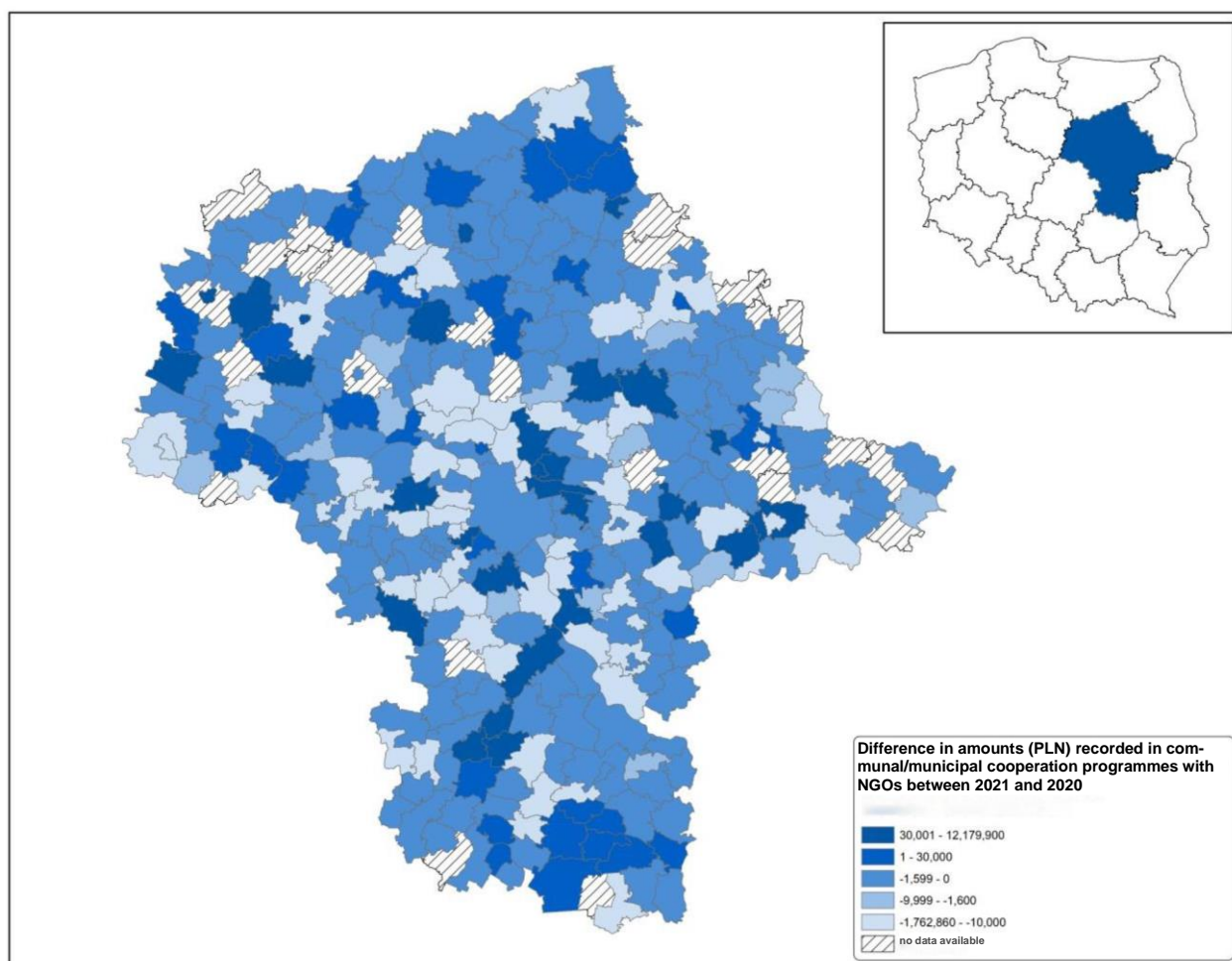


Map 29. Nominal change in the volume of funds in communes/towns of Lesser Poland Voivodeship in programmes of cooperation with non-governmental organisations in 2021 in relation to the programmes of 2020.

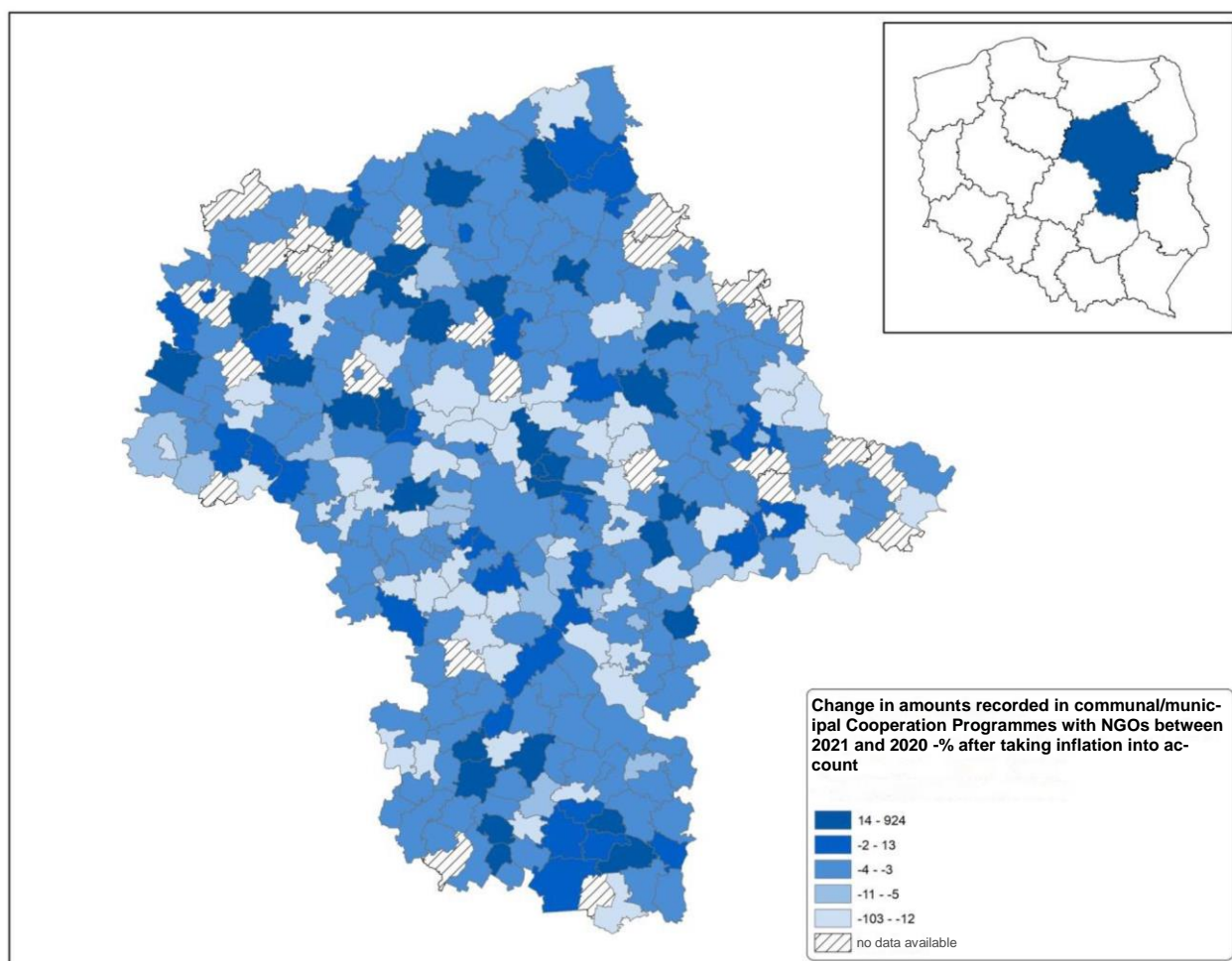


Map 30. Nominal change in the volume of funds in communes/towns of Lesser Poland Voivodeship in programmes of cooperation with non-governmental organisations in 2021 as compared to the programmes of 2020.

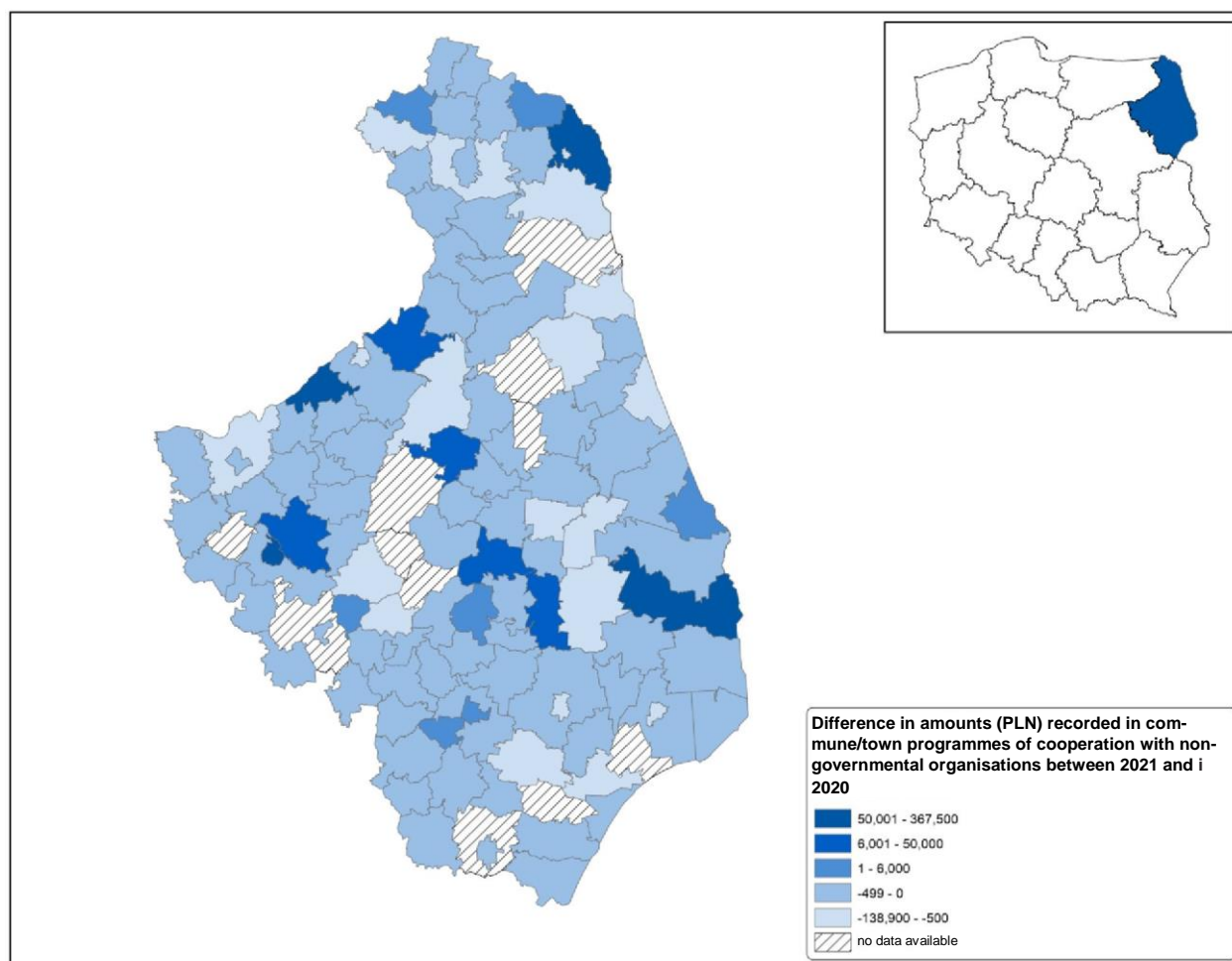




Map 31. Nominal change in the volume of funds in communes/towns of Masovian Voivodeship in programmes of cooperation with non-governmental organisations in 2021 in relation to the programmes of 2020.

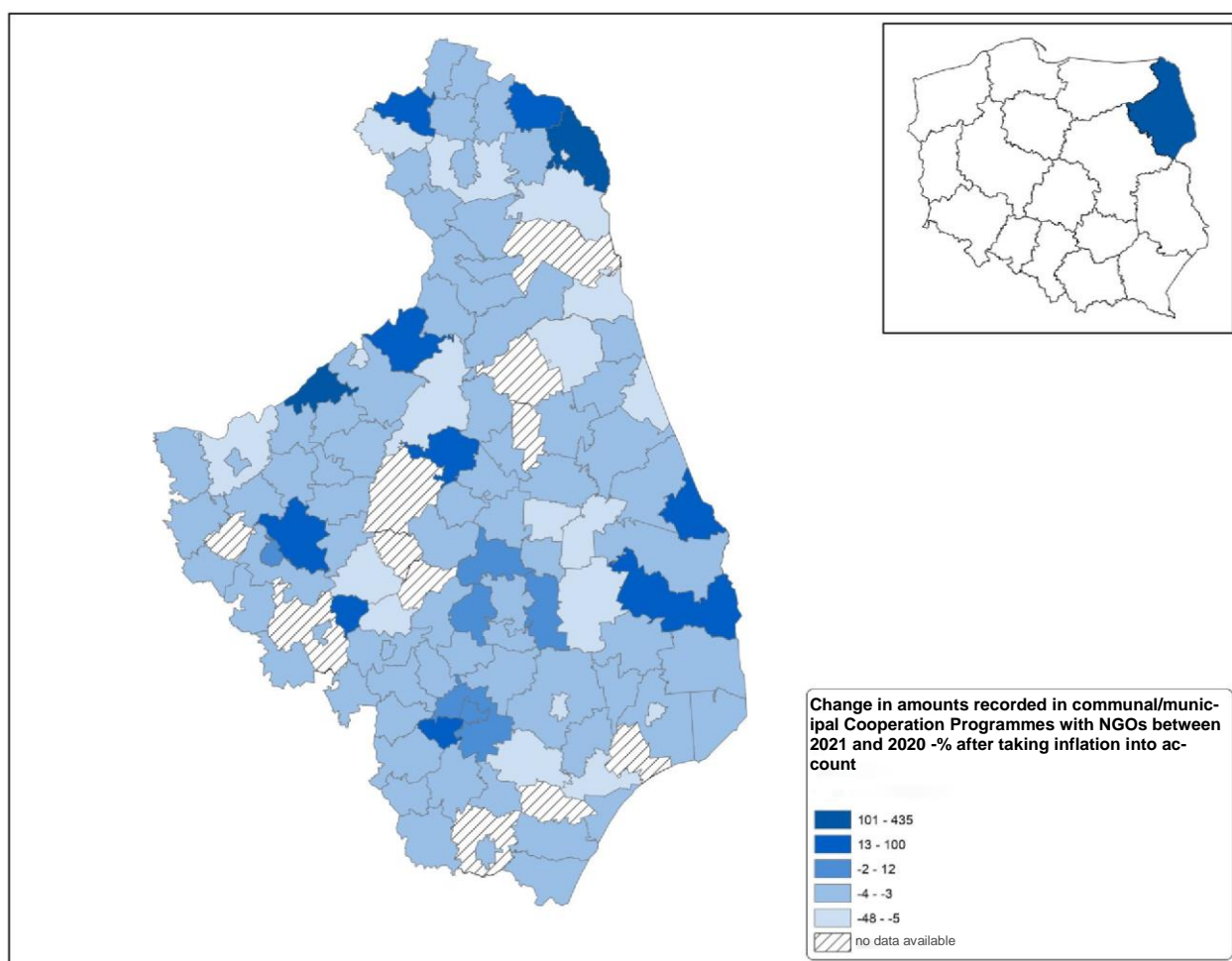


Map 32. Nominal change in the volume of funds in communes/towns of Masovian Voivodeship in programmes of cooperation with non-governmental organisations in 2021 in relation to the programmes of 2020.

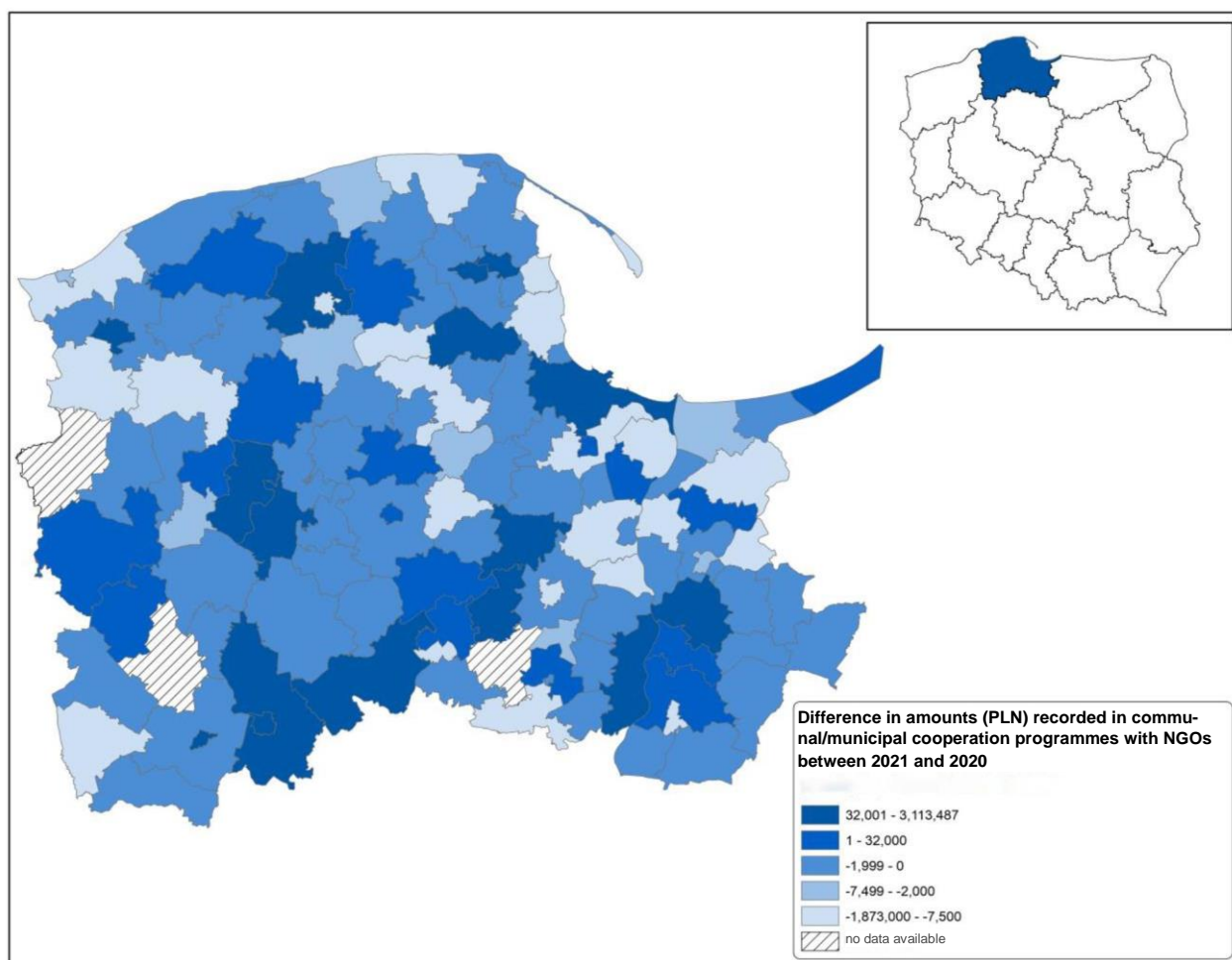


Map 33. Nominal change in the volume of funds in communes/towns of Podlaskie Voivodeship in programmes of cooperation with non-governmental organisations and in 2021 in relation to the programmes of 2020.

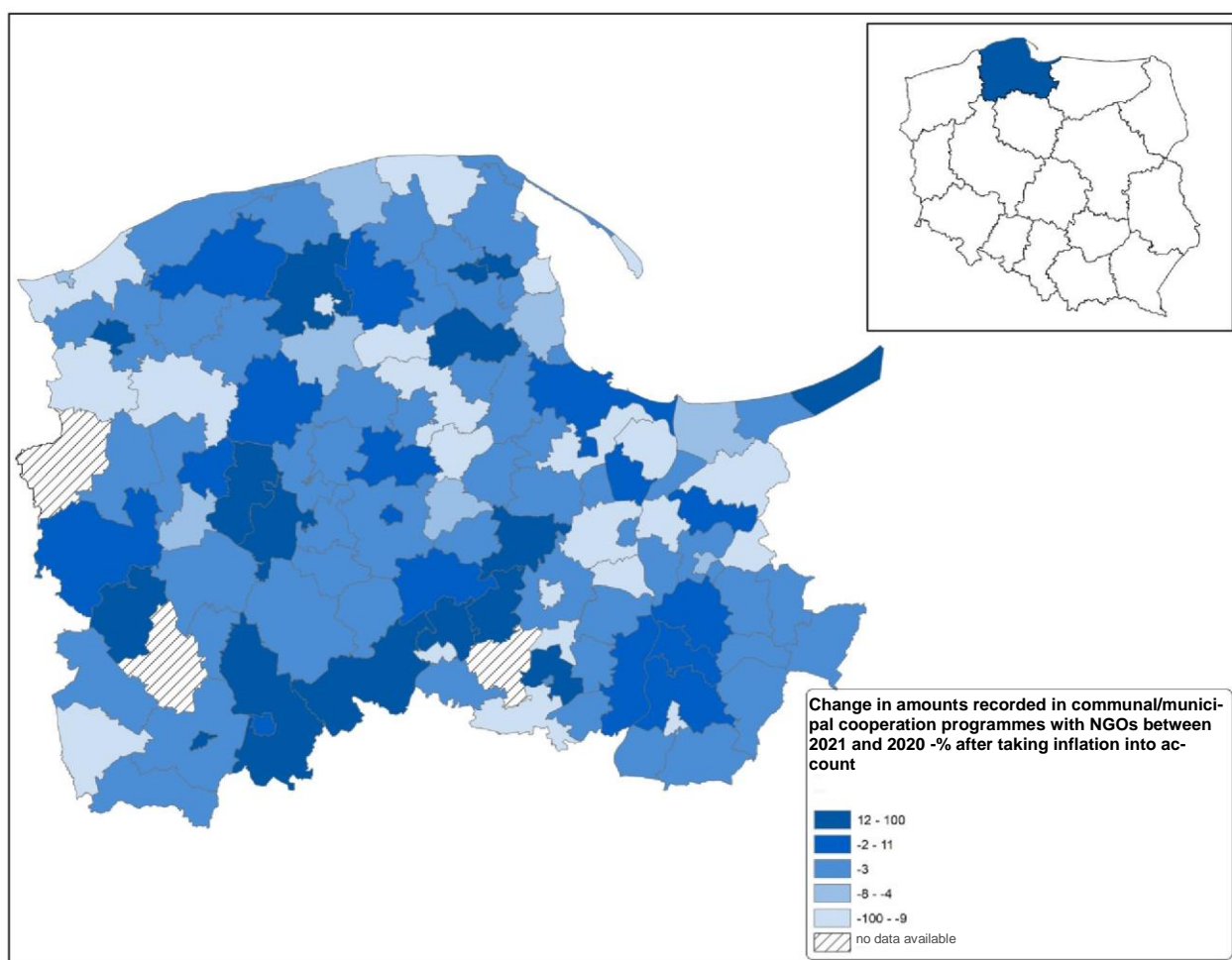




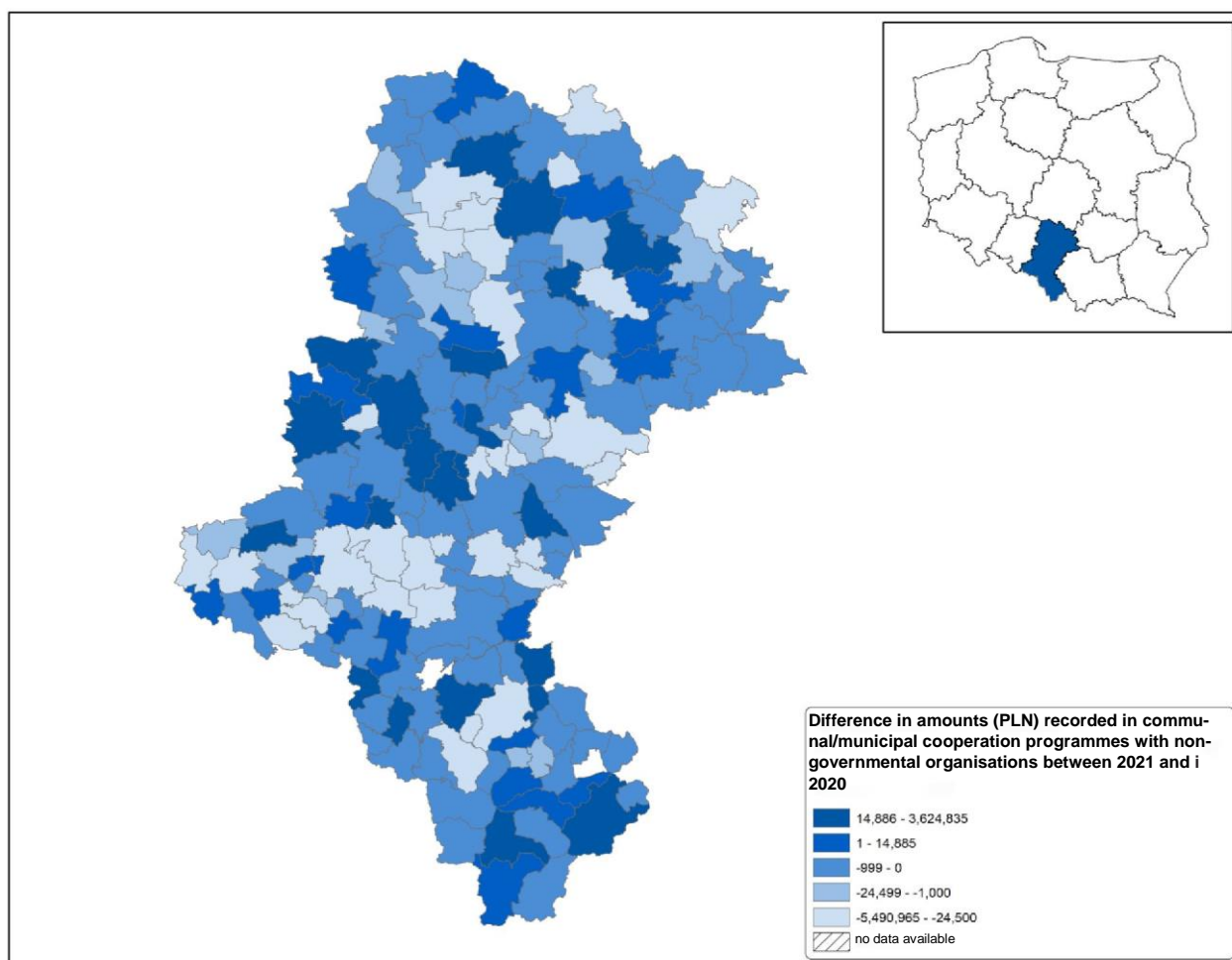
Map 34. Nominal change in the volume of funds in communes/towns of Podlaskie Voivodeship in programmes of cooperation with non-governmental organisations and in 2021 in relation to the programmes of 2020.



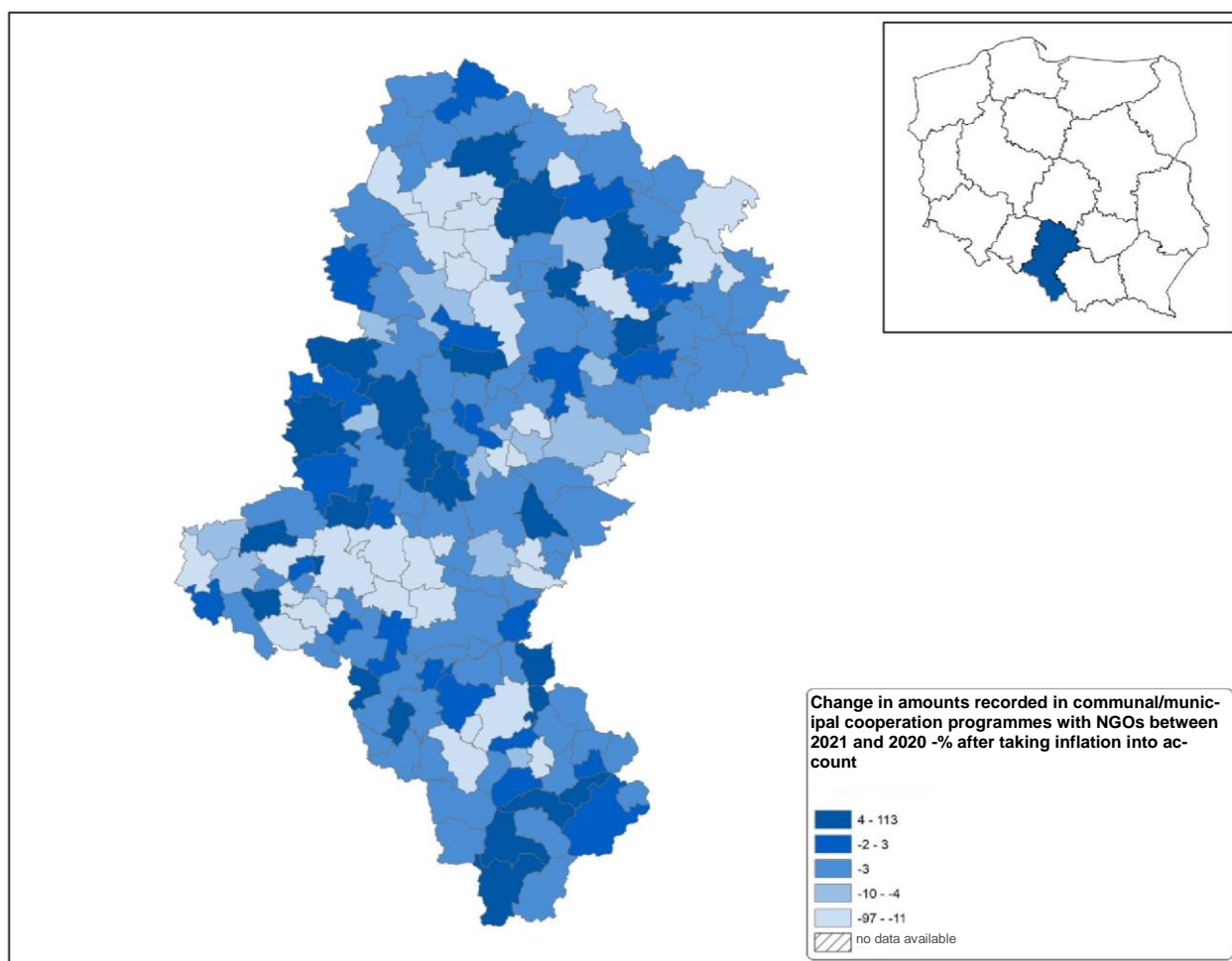
Map 35. Nominal change in the volume of funds in communes/towns of Pomeranian Voivodeship in programmes of cooperation with non-governmental organisations and in 2021 in relation to the programmes of 2020.



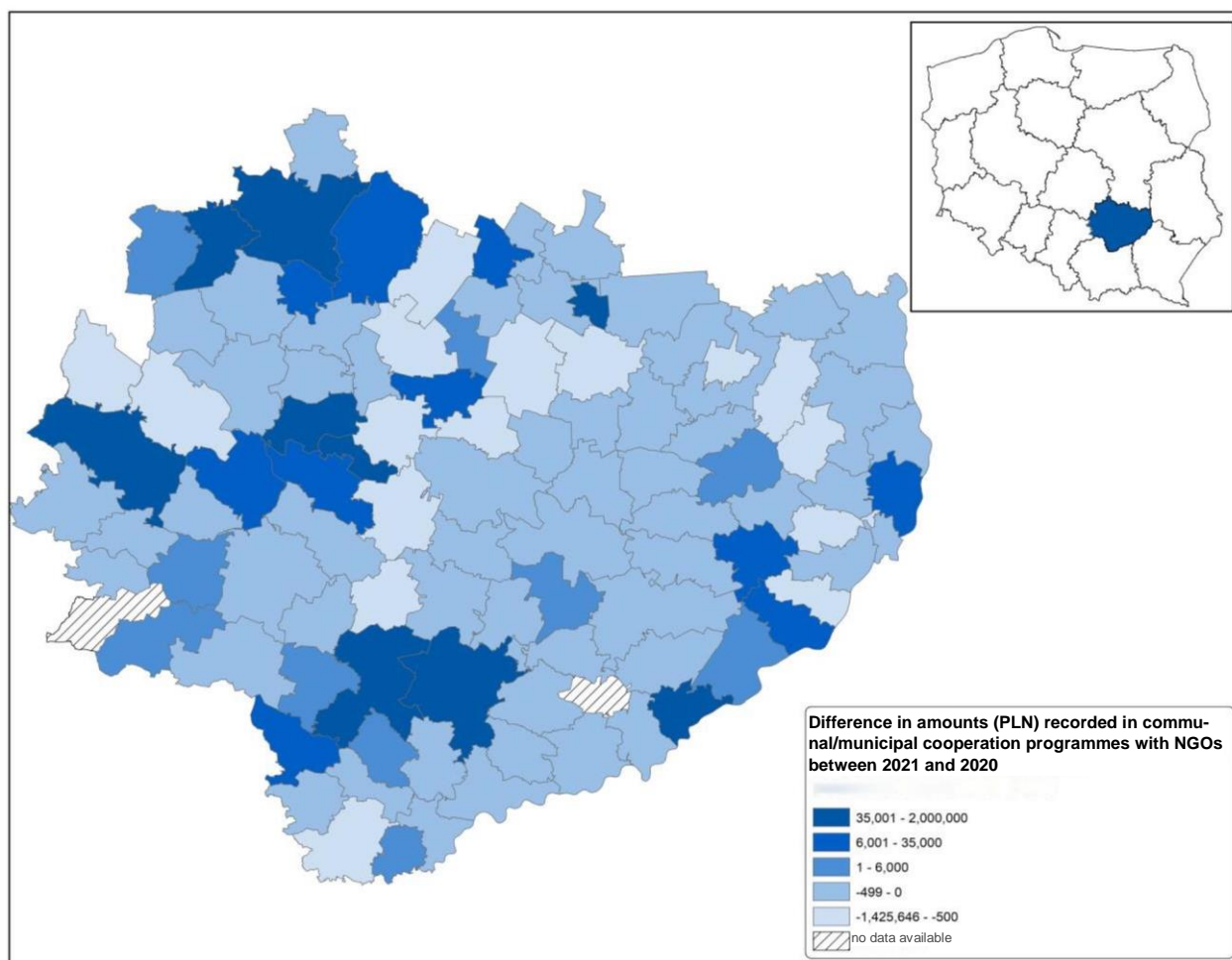
Map 36. Nominal change in the volume of funds in communes/towns of Pomeranian Voivodeship in programmes of cooperation with non-governmental organisations in 2021 as compared to the programmes of 2020.



Map 37. Nominal change in the volume of funds in communes/towns of Silesian Voivodeship in programmes of cooperation with non-governmental organisations in 2021 as compared to the programmes of 2020.

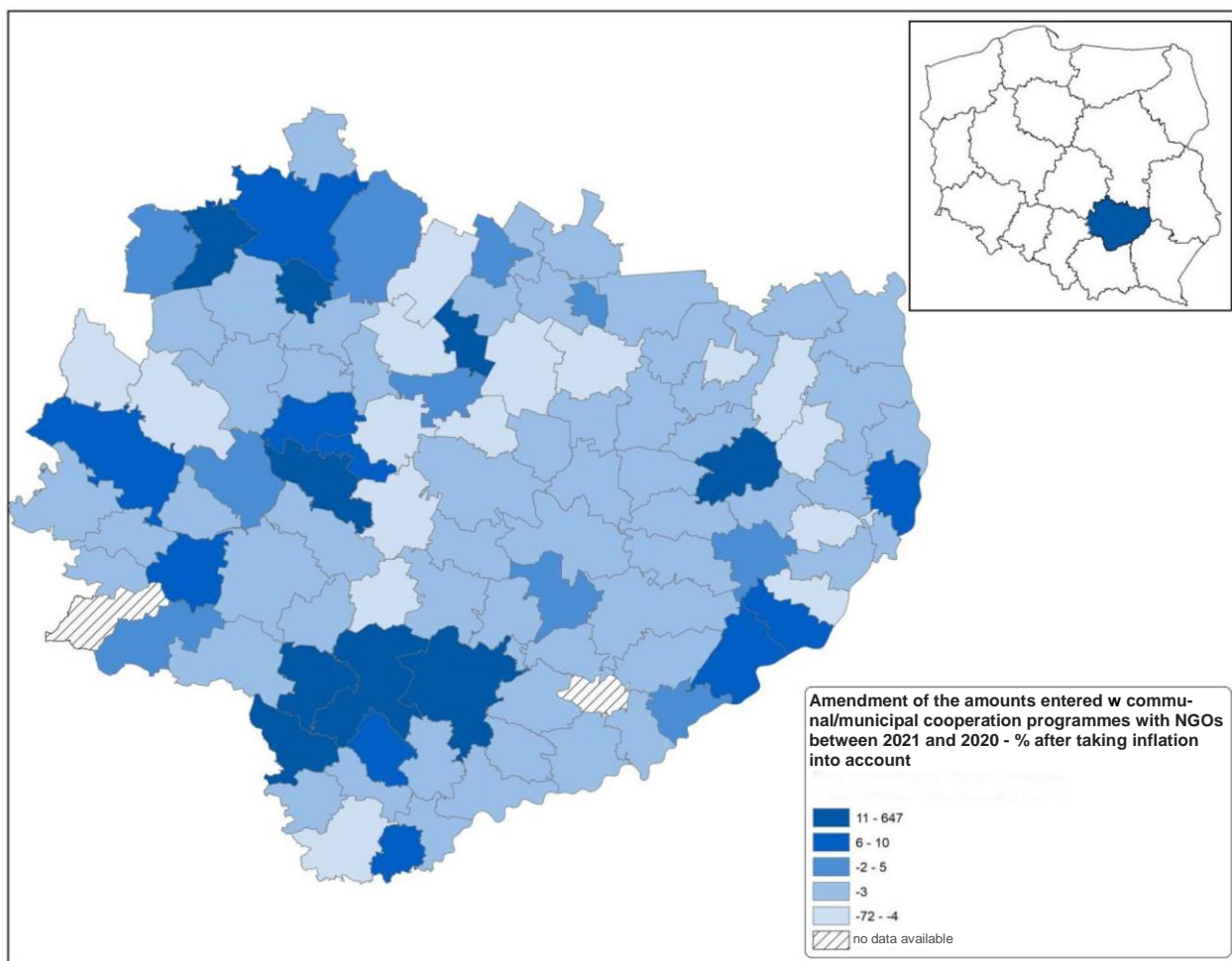


Map 38. Nominal change in the volume of funds in communes/towns of Silesian Voivodeship in programmes of cooperation with non-governmental organisations in 2021 as compared to the programmes of 2020.



Map 39. Nominal change in the volume of funds in communes/towns of Świętokrzyskie voivodeship in programmes of cooperation with non-governmental organisations in 2021 in relation to the programmes of 2020.





Map 40. Nominal change in the volume of funds in communes/towns of Świętokrzyskie voivodeship in programmes of cooperation with non-governmental organisations in 2021 in relation to the programmes of 2020.

Size categories of communes/towns with small increases in cooperation programmes	Amounts in programmes in 2020 (PLN)	Amounts in programmes in 2021 (PLN)	Change in amounts in programmes in 2021 and 2020 (PLN)	Change in amounts in programmes in 2021 and 2020 (%)	Change in amounts in programmes in 2021 and 2020 adjusted for inflation (%)
<b>Lubusz Voivodeship</b>	<b>40,395,241.00</b>	<b>40,687,505.00</b>	<b>292,264.00</b>	<b>1</b>	<b>-2.68</b>
up to 20 thousand inhabitants	11,157,100.00	11,648,921.00	491,821.00	4	1.01
between 20- 50 thousand inhabitants	7,338,141.00	7,138,584.00	-199,557.00	-3	-6.12
between 100- 250 thousand inhabitants	21,900,000.00	21,900,000.00	0.00	0	-3.40
<b>Łódź Voivodeship</b>	<b>113,400,391.00</b>	<b>111,277,854.00</b>	<b>-2,122,537.00</b>	<b>-2</b>	<b>-5.27</b>
up to 20 thousand inhabitants	34,136,548.00	33,210,303.00	-926,245.00	-3	-6.11
between 100- 250 thousand inhabitants	2,858,000.00	2,758,000.00	-100,000.00	-3	-6.90
between 20- 50 thousand inhabitants	11,610,020.00	11,515,020.00	-95,000.00	-1	-4.22
between 50- 100 thousand inhabitants	5,422,600.00	4,699,600.00	-723,000.00	-13	-16.73
over 250 thousand inhabitants	59,373,223.00	59,094,931.00	-278,292.00	0	-3.87
<b>Lesser Poland Voivodeship</b>	<b>206,624,734.00</b>	<b>212,163,165.00</b>	<b>5,538,431.00</b>	<b>3</b>	<b>-0.72</b>
up to 20 thousand inhabitants	54,935,719.00	58,012,707.00	3,076,988.00	6	2.20
between 20- 50 thousand inhabitants	34,021,922.00	34,193,186.00	171,264.00	1	-2.90
between 50- 100 thousand inhabitants	3,745,060.00	4,154,060.00	409,000.00	11	7.52
between 100- 250 thousand inhabitants	14,930,479.00	13,540,669.00	-1,389,810.00	-9	-12.71
over 250 thousand inhabitants	98,991,554.00	102,262,543.00	3,270,989.00	3	-0.10
<b>Masovian Voivodeship</b>	<b>401,197,682.00</b>	<b>395,413,775.00</b>	<b>-5,783,907.00</b>	<b>-1</b>	<b>-4.84</b>
up to 20 thousand inhabitants	31,928,392.00	30,836,882.00	-1,091,510.00	-3	-6.82
between 20-50 thousand inhabitants	22,821,855.00	19,552,464.00	-3,269,391.00	-14	-17.73
between 50-100 thousand inhabitants	21,654,480.00	20,933,788.00	-720,692.00	-3	-6.73
between 100-250 thousand inhabitants	24,792,955.00	24,090,641.00	-702,314.00	-3	-6.23
over 250 thousand inhabitants	300,000,000.00	300,000,000.00	0.00	0	-3.40
<b>Podlaskie Voivodeship</b>	<b>45,826,401.00</b>	<b>46,122,041.00</b>	<b>295,640.00</b>	<b>1</b>	<b>-2.75</b>
up to 20 thousand inhabitants	6,880,101.00	7,057,601.00	177,500.00	3	-0.82
between 20-50 thousand inhabitants	2,734,800.00	2,582,940.00	-151,860.00	-6	-8.95
between 50-100 thousand inhabitants	6,211,500.00	6,481,500.00	270,000.00	4	0.95
over 250 thousand inhabitants	30,000,000.00	30,000,000.00	0.00	0	-3.40
<b>Pomeranian Voivodeship</b>	<b>149,417,578.00</b>	<b>153,680,641.00</b>	<b>4,263,063.00</b>	<b>3</b>	<b>-1</b>



up to 20 thousand inhabitants	24,399,475.00	26,579,952.00	2,180,477.00	9	5.54
between 20-50 thousand inhabitants	22,985,890.00	21,679,736.00	-1,306,154.00	-6	-9.08
between 50-100 thousand inhabitants	9,470,728.00	10,342,465.00	871,737.00	9	5.80
between 100-250 thousand inhabitants	20,784,059.00	20,187,575.00	-596,484.00	-3	-6.27
over 250 thousand inhabitants	71,777,426.00	74,890,913.00	3,113,487.00	4	0.94
<b>Silesian Voivodeship</b>	<b>192,941,151.00</b>	<b>191,397,547.00</b>	<b>-1,543,604.00</b>	<b>-1%</b>	<b>-4.20%</b>
up to 20 thousand inhabitants	43,503,605.00	43,918,396.00	414,791.00	1%	-2.45%
between 20-50 thousand inhabitants	95,081,712.00	94,525,082.00	-556,630.00	-1%	-3.99%
between 50-100 thousand inhabitants	15,242,334.00	14,165,069.00	-1,077,265.00	-7%	-10.47%
between 100-250 thousand inhabitants	14,113,500.00	13,789,000.00	-324,500.00	-2%	-5.70%
over 250 thousand inhabitants	25,000,000.00	25,000,000.00	0.00	0%	-3.40%
<b>Świętokrzyskie Voivodeship</b>	<b>46,519,915.00</b>	<b>46,575,864.00</b>	<b>55,949.00</b>	<b>0</b>	<b>-3.28</b>
up to 20 thousand inhabitants	28,164,680.00	29,812,275.00	1,647,595.00	6	2.45
between 20-50 thousand inhabitants	4,460,500.00	4,694,500.00	234,000.00	5	1.85
between 50-100 thousand inhabitants	1,800,000.00	1,400,000.00	-400,000.00	-22	-25.62
between 100-250 thousand inhabitants	12,094,735.00	10,669,089.00	-1,425,646.00	-12	-15.19

Table 14. Nominal lists, as well as in terms of % change in the real value of funds in communes/towns of various sizes, in which a slight decrease in the outlays of funds under the cooperation with non-governmental organisations and other entities conducting public benefit activity in 2020 and 2021 occurred, broken down by voivodeship

In communes and towns in the following voivodeships: Lubusz, Łódź, Lesser Poland, Masovian, Podlaskie, Pomeranian, Silesian and Świętokrzyskie the level of financial cooperation of NGOs in cooperation programmes decreased. Changes in the real value of cooperation vary between 0.72% in Lesser Poland Voivodeship and 5.27% in Łódź Voivodeship, and between decreases of 55 thousand PLN in communes of Świętokrzyskie Voivodeship and less than 5.8 million PLN in communes of Masovian Voivodeship.

Interestingly, e.g. in Lesser Poland Voivodeship the nominal increase amounted to over PLN 5.5 million, which (after taking inflation into account) resulted in a 0.72% decrease in the real value of co-operation, whereas in self-governments in Łódź Voivodeship the co-operation decreased at each level of self-government size (a nominal decrease by over PLN 2 million and a 5.27% decrease in the real value).

In Lubusz voivodeship the largest decrease in the cooperation value was noted in Szprotawa (decrease by 275 thousand PLN, nearly 29% of the real value of cooperation),

whereas the largest increase was noted in Lubsko (increase by 182 thousand PLN, nearly 20% of the real value). In case of the following towns: Brody Maszewo and Słońsk in 2020 there were multi-year cooperation programmes in force without precise amounts in a given year, so these changes need to be confirmed in further research.

In Szprotawa decreases occurred in three priority areas: in the scope of support and popularization of physical culture - a decrease by PLN 80 thousand, in the scope of social assistance, including assistance to families and individuals in difficult life situations and equalizing opportunities of these families and individuals - a decrease by PLN 76 thousand, as well as in the scope of science, higher education, education and upbringing - a decrease by PLN 120 thousand.

The increases in Lubsko are related to, among other things:

- expansion of the area of support and promotion of physical culture and sport in two forms: support of the substantive activity of sports clubs as well as purchase of sports equipment and sports clothes;
- adding an additional priority in the field of activities supporting people with disabilities, i.e. undertakings aimed at raising social awareness of people with disabilities and mental disorders;
- significant strengthening of the area of counteracting addictions and social pathologies, including assistance for families and persons in difficult life situation and equalisation of opportunities of such families and persons (addition of new activities within the priorities: supporting activities promoting life style without addictions and supporting prevention undertakings carried out with the participation of children and youth, directed to peer groups and local communities), as well as within the scope of supporting the family and the system of substitute care (new activity within the priority "Supporting day-care centres").

In Łódź Voivodeship, as we noted earlier, funds for cooperation with NGOs decreased in communes and towns of all size ranges:

- in the category up to 20 thousand inhabitants the decrease was the biggest and amounted to over 923 thousand. (-6.11% of the real value of cooperation);
- The category between 20 thousand and 50 thousand saw a decrease of 95 thousand. (-4.33% of the real value of cooperation);
- up to 50 thousand - 100 thousand decreases amounted to 16.73%, which translates into PLN 723 thousand;

- the real value of cooperation in cities between 100,000 and 250,000 inhabitants decreased by 6.9% (PLN 100,000 lowered the nominal value of cooperation);
- in Łódź (the only city with population over 250,000 in the Voivodeship) the decrease of funds by nearly 230,000 translated into a decrease slightly exceeding the inflation rate of 3.87%.

Interestingly, a significant decrease (above 30%) in funds allocated for cooperation was recorded only by six local governments: Dobryczyce, Ręczno, Wieruszów, Rawa Mazowiecka, Czarnocin and Tomaszów Mazowiecki (which experienced the largest nominal drop of PLN 839 thousand).

Significant nominal drops can be noted among communes and towns of Masovian Voivodeship from the two lower size brackets, i.e. among communes up to 20 thousand inhabitants (a drop by more than PLN 1 million) and between 20 thousand and 50 thousand inhabitants (a drop by more than PLN 3.2 million). However, in the case of e.g. Otwock (a nominal drop by the entire amount provided for in the cooperation program for 2020, i.e. slightly more than PLN 1.6 million), the provisions of the cooperation program refer to the budget resolution, so it is not possible to verify the data at this stage of the study. The situation is identical in the case of Grójec (a nominal drop by the entire amount provided for in the cooperation program for 2020, i.e. slightly over PLN 550 thousand).

A significant decline (by over PLN 1.7 million) was recorded in Siedlce. In the program of cooperation with non-governmental organisations and other entities conducting public benefit activity for the year 2021, outlays on the priority task of providing care and upbringing for children in care and educational institutions (...) were significantly reduced in relation to the program of 2020 - from PLN 4.8 million in 2020 to less than PLN 3.2 million. It is also worth noting that Siedlce is one of the few local governments that so precisely describes the funds allocated to each priority task with an additional division into open competitions and small grants in individual years.

In the case of the largest local government, i.e. Warsaw, the funds allocated for cooperation in 2020 and 2021 remained nominally unchanged (PLN 300 million), which, however, gives a 3.4% decrease in the real value of cooperation.

In Podlaskie Voivodeship, the largest drops were noted in cities between 20,000 and 50,000 inhabitants. Nominally, two cities experienced the largest declines: Hajnówka (less than PLN 140 thousand) and Suwałki (almost PLN 100 thousand). In the case of Hajnówka, wide-ranging changes took place in various priority areas and tasks (e.g. the priority tasks

of science, higher education, education and upbringing as well as tourism and sightseeing disappeared). In Suwałki, on the other hand, there was a decrease in funding for the priority areas of activity for people of retirement age (a decrease from PLN 270 thousand to PLN 177 thousand in 2021) and support and dissemination of physical culture (a decrease of PLN 100 thousand to PLN 1.1 million). On the other hand, an increase was recorded in the area of assistance to families and individuals in difficult life situations and equalizing opportunities for these families and individuals (increase from PLN 65 thousand to PLN 140 thousand); a new priority appeared - organisation of aid campaigns, including clothing donations.

The largest increase among cities and communes in Podlaskie Voivodeship was recorded in Łomża (an increase of over PLN 360 thousand). Interestingly, in the *Annual Cooperation Programme of the City of Łomża with Non-Governmental Organisations and entities referred to in art. 3 item 3 of the Act of 24 April 2003 on public benefit activity and volunteerism for 2021* we can observe both increases and decreases in funds allocated for co-operation. Decreases were recorded in priority areas of prevention and solving of alcohol problems and social pathology (by PLN 75 thousand, to the amount of PLN 525 thousand in 2021) and culture and national heritage (by PLN 30 thousand, to the amount of PLN 150 thousand in 2021).

On the other hand, increases were recorded in the priority areas of sport (by PLN 230 thousand to PLN 1,380 thousand in 2021) and tourism and recreation (by PLN 210 thousand to PLN 2,000 thousand in 2021). PLN 350 thousand in 2021). A new priority task was also added in the area of activities for people with disabilities (the amount declared for 2021 is PLN 20,000).

Among the cities and communes of Pomeranian Voivodeship the fall was recorded by local governments in the brackets between 20 thousand and 50 thousand residents and between 100 thousand and 250 thousand residents. The greatest decreases, both in nominal value and after taking inflation into account, were recorded in Kwidzyn - there was a drop in the value of cooperation by almost 63%, from 3.15 million PLN in 2020 to less than 1.28 million PLN in 2021. Unfortunately, in the *Kwidzyn program of cooperation with non-governmental organisations and other entities statutorily entitled to conduct public benefit activity for 2021*, there is no information on what such a significant decrease is due to and in what areas it occurred - the programmes for 2020 and 2021, apart from the amounts, are virtually identical.

On the other hand, in Gdańsk (i.e. the only city with more than 250 thousand inhabitants in the Voivodeship) there was an increase in the nominal value of funds by more than PLN 3 million, which, however, accounts for less than 1% of the real value of cooperation.

In the case of Silesian Voivodeship, decreases occurred in self-governments from each size bracket. The largest drop (over 10%) occurred in the category of communes and cities between 20,000 and 50,000 inhabitants, and among them (over 517,000 decrease, to PLN 1.4 million in 2021) was recorded by Siemianowice Śląskie. Unfortunately, in the very *Program of cooperation of the city of Siemianowice Śląskie for the year 2021 with non-governmental organisations and entities referred to in Article 3, paragraph 3 of the Act of 24 April 2003 on public benefit activity and volunteerism* there is no information in which areas the amounts were reduced (priority public tasks remain unchanged). The remaining results oscillate around the inflation rate or slightly above (5.8% in the case of municipalities between 50,000 and 100,000 inhabitants).

In the communes and cities of Świętokrzyskie Voivodeship a slight increase is recorded by smaller local governments (up to 20 thousand and between 20 thousand and 50 thousand inhabitants - 2.45% and 1.85% respectively). However, among medium-sized self-governments (50 thousand), the number of local self-governments is higher. Up to 100 thousand In the case of the largest voivodeships (between 100,000 and 250,000 inhabitants) the drops are over 25% and 15% respectively, and are among the largest.

Among the medium-sized cities, the largest drops affected Ostrowiec Świętokrzyski, Morawica and Kielce; in Ostrowiec Świętokrzyski the decrease in expenditures on cooperation amounted to PLN 400 thousand, and in Morawica - over PLN 328 thousand. There is no information in the cooperation programmes as to what these decreases are due to and how they are distributed among the priority tasks.

In Kielce, on the other hand, the year-to-year decrease in cooperation outlays amounted to slightly more than PLN 1.4 million (to PLN 10.7 million in 2021). What is most interesting - in the programme for 2021 two new priority measures were added, namely the maintenance and promotion of national tradition, cultivation of Polish identity and development of national, civic and cultural awareness, and support for the family and the system of foster care. It is not known to what extent the changes in the amounts translate into all priority tasks, as there is no information about the amounts allocated to individual areas of public benefit.

A detailed summary can be found in the appendices to the report.

# Conclusions from the study

## Main conclusions from the study

Piotr Stec

Study entitled: *Funding of non-governmental organisations by local government units local government in 2020 and 2021* was carried out in April-July 2021 and concerned changes in the area of financial cooperation between TSU and NGOs that took place during the COVID-19 pandemic.

This chapter presents the most important conclusions gathered from the data presented earlier (in individual chapters), recommendations concerning changes in cooperation programmes and the process of collecting and analysing data in the area of cooperation between territorial self-government units and the civic sector:

### **1) Stagnation in development of financial cooperation between territorial self-government units and the civic sector.**

Minimal increase in expenditures on cooperation with organisations in 2020-2021, which amounted to PLN 130,793,678, which is less than 5% in nominal terms and only 1.5% after taking into account the general inflation rate.

The increase in expenditures pertains primarily to municipalities and cities (total increase in expenditures of over PLN 96 million year-on-year), as well as poviats (total increase in expenditures of over PLN 33 million year-on-year); in the case of provincial governments, the expenditures on cooperation in the 2021 and 2020 programmes decreased by 3.3% (after taking inflation into account).

### **2) Large variation in the provisions of cooperation programmes.**

Cooperation programmes have a very diverse structure - the most precise provisions are included in the cooperation programmes of Voivodeship self-governments and large cities. The most general cooperation programmes are found in small rural communes. Only some of the cooperation programmes include various types of funds, e.g. European or from the central administration for commissioned tasks.

### **3) Almost half of local governments failed to fulfil their obligation to provide information under the public information procedure.**

Nearly 48% of local governments (poviat and commune/municipal combined) did not provide a public information response. This is a very high and disturbing rate, we not sure what it is due to.

**4) Not all local governments fulfilled their obligation to enact and make public their cooperation programmes with non-governmental organisations.**

The lack of cooperation programmes or outreach opportunities affects less than 4% of all local governments. Appropriate services should verify self-governments, which have not adopted - or there is no possibility to reach and verify - resolutions on programmes of co-operation with non-governmental organisations in order to fulfil their legal obligation.

**5) Cooperation programmes should contain more detailed information.**

In the vast majority of cooperation programmes there is no clear division of funds into individual areas of public benefit (1 out of 27 cooperation programmes had a detailed division of amounts in individual areas). Such a situation not only makes it difficult to collect and analyse detailed data, but also gives an inaccurate picture of financial co-operation between territorial self-government units and the civic sector.

This issue should be clarified by the relevant legislative bodies at national level in such a way that, among other things, it is possible to present the amount of financial cooperation in each area of public benefit.

**6) Preparation and implementation of solutions allowing for more systematic collection, aggregation, analysis and presentation of data.**

The lack of an appropriate mechanism for collecting, processing and publishing data related to e.g. financial cooperation of territorial self-government units and the civic sector results in the impossibility of quick analysis of the situation. The data collected and presented one or two years after changes in the level of financial co-operation between territorial self-government units and the civic sector make it difficult, among other things, to analyse the situation on an ongoing basis and to observe the processes of mutual relations. Data should be collected in the form of cyclical, annual reports, publicly available to all interested parties.

**Recommendations for further research process should include the need to expand the research area.**

While conducting further analyses of territorial self-government units' cooperation programmes with non-governmental organisations, it is necessary to collect data from reports on their implementation and from other documents (e.g. budgets of self-governments) that provide a more complete picture of financial cooperation between territorial self-government units and the civic sector. A particularly important aspect would be the verification of the picture emerging from the cooperation programmes of changes occurring in the level of financing of particular areas of public benefit and the analysis of their consequences.



## Comments on the proposals

### NIW-CRSO

So far, the attention of the NGO community and public administration bodies has been focused mainly on cooperation programmes with NGOs adopted at the central and regional level. The programmes of ministers and voivodes were audited by the Supreme Chamber of Control (NIK) under the title *Cooperation of government administration bodies with non-governmental organisations*<sup>10</sup>. The National Federation of Non-Governmental organisations (OFOP) in cooperation with four ministries: The Ministry of Economy, Ministry of Culture and National Heritage, Ministry of Sport and Tourism and Ministry of Justice implemented project entitled. *Programmes for Change - participatory creation of cooperation programmes with NGOs at the central level* co-financed by the European Union under the European Social Fund within the framework of the Human Capital Operational Programme<sup>11</sup>. Neither in the NIK audit, nor in the draft *Programmes for Change* was the amount of funds planned for the implementation of the programmes the subject of interest. The aim of the project *Programmes for Change* was to develop and consult assumptions for programmes of cooperation between ministers and non-governmental organisations. On the other hand, NIK assessed, inter alia, whether the audited cooperation programmes complied with the requirements specified in the Act of 24 April 2003 on public benefit activity and volunteerism and found that in case of one-year programmes they contained the elements listed in Article 5a, paragraph 4 in connection with Article 5b, paragraph 2 of the Act, including the amount of funds planned for programme implementation. This means that the study *Funding NGOs by Local Government Units in 2020 and 2021* is a pioneering endeavour that has attempted to fill an important knowledge gap about cooperation programmes.

The task that NIW-CRSO set for the M.A.P.A. Obywatelska Foundation, as well as being ambitious, has proved to be very difficult, given the common practices that exist in the design of cooperation programmes. During the audit carried out by NIK, phenomena were found in ministerial and Voivodeship programmes, which, as it turned out, occur also in

---

<sup>10</sup> Information on the results of the audit "Cooperation of government administration bodies with non-governmental organisations", KAP.430.002.2021; no. record 17/2021/P/20/006/KAP, <https://www.nik.gov.pl/plik/id,24129,vp,26871.pdf> [accessed: 01/09/2021]

<sup>11</sup> programmes for Change - participatory development of programmes of cooperation with non-governmental organisations at the central level, <https://ofop.eu/programy-dla-zmiany-partycypacyjne-tworzenie-programow-wspolpracy-z-organizacjami-pozarzadowymi-na-szczeblu-centralnym/> [accessed: 01/09/2021]

programmes of poviats, towns and communes and significantly affect the possibility of analysing the amount of financial resources provided for in the programmes and making comparisons between them in two consecutive years. Firstly, unfortunately, it happens that communes, towns and poviats do not fulfil their statutory obligation to adopt the cooperation programme and/or to publish it in the BIP. Secondly, the fact that a multi-annual program is in force often means that it lacks information about financial resources allocated for cooperation; also TSUs adopting annual programmes sometimes fail to include the plan of resources or plan only non-financial forms of cooperation with non-governmental organisations. Modest data on the division of amounts allocated for cooperation with organisations into particular areas of public benefit, which were included in this report, should not come as a surprise if one takes into account that audit findings made by NIK provide even less knowledge about the main areas of subsidising public tasks by voivodeships within the framework of cooperation programmes<sup>12</sup>.

The aforementioned circumstances made it very difficult to draw meaningful conclusions from the study about the change in the level of NGO funding by TSUs that was supposed to have occurred under the impact of the COVID-19 pandemic. Nevertheless, the collected data on the scale of the whole country did not confirm the fears of those representatives of the non-governmental sector who believed that local governments, foreseeing a significant decrease in revenues, would make drastic cuts in funds for financial cooperation.

The authors of the report were certainly right to conclude that the results of the analysis of the financial resources provided for in the programmes should be verified on the basis of the financial data included in the reports on the implementation of the programmes. Unfortunately, it can be expected that since the weaknesses of the cooperation programmes adopted by ministers and voivodes, as identified by the NIK, were identified in the study entitled: "The role of the Ministry of Finance in the implementation of cooperation programmes". *Funding of NGOs by local government units in 2020 and 2021* also in county and municipal programmes, it is also the problems associated with the reports that will make themselves known at the local government level. The provisions of the Act on Public Benefit Activity and Volunteerism do not specify what data should be included in the reports on the cooperation programme implementation, therefore it should be expected that some TSU take the liberty left by the legislator and do not include financial data in the reports; in such

---

<sup>12</sup> Cf.: Information on the results of the audit "Cooperation of government administration bodies with non-governmental organisations", KAP.430.002.2021; no. record 17/2021/P/20/006/KAP, p. 42 [accessed: 01/09/2021]

cases, they should be sought in the reports on execution of the TSU budget. It is also important that in case of inaccuracies or unreliability of financial data in the reports, the researchers will not have at their disposal such tools of data verification as can be used by control institutions. It should also be borne in mind that any verification of financial plans on the basis of financial reports will be limited to the analysis of the number and value of grants awarded and will not allow any conclusions to be drawn about the degree to which the objectives set out in these documents have been achieved or about the effects of the tasks commissioned to non-governmental organisations. The realization of such a research intention on the basis of analysis of programs and reports would be possible only on the condition that indicators and yardsticks allowing for a real assessment of realization of program objectives are specified in them, but the authors of the programmes do not formulate indicators for them, as the Act does not require them to do so.

## Appendices

JST name	Amounts in programmes in 2020 (PLN)	Amounts in programmes in 2021 (PLN)	Change in amounts in programmes in 2021 and 2020 (PLN)	Change in amounts in programmes in 2021 and 2020 (%)	Change in program amounts in 2021 and 2020 adjusted for inflation (%)
Aleksandrów Kujawski	66,000.00	66,000.00	0.00	0.00	-3.40
Augustów	64,020.00	64,020.00	0.00	0.00	-3.40
Bartoszyce	18,000.00	84,520.00	66,520.00	369.56	366.16
Bełchatów	303,000.00	120,000.00	-183,000.00	-60.40	-63.80
Będzin	256,860.00	299,060.00	42,200.00	16.43	13.03
Biała Podlaska	929,134.00	1,023,040.00	93,906.00	10.11	6.71
Białobrzegi	0.00	0.00	0.00	0.00	-3.40
Białogard	303,845.00	3,050,598.00	2,746,753.00	904.00	900.60
Białystok	811,852.00	823,724.00	11,872.00	1.46	-1.94
Bielsk Podlaski	60,000.00	60,000.00	0.00	0.00	-3.40
Bielsko-Biała	335,000.00	341,000.00	6,000.00	1.79	-1.61
Bieruń	220,000.00	277,428.00	57,428.00	26.10	22.70
Biłgoraj	3,266,900.00	3,585,000.00	318,100.00	9.74	6.34
Bochnia	245,040.00	226,040.00	-19,000.00	-7.75	-11.15
Bolesławiec	1,940,657.00	2,062,234.00	121,577.00	6.26	2.86
Braniewo	187,883.00	1,903,392.00	1,715,509.00	913.07	909.67
Brodnica	231,060.00	1,354,554.00	1,123,494.00	486.23	482.83
Brzeg	90,000.00	90,000.00	0.00	0.00	-3.40
Brzesko	897,653.00	378,040.00	-519,613.00	-57.89	-61.29
Brzeziny	104,020.00	104,020.00	0.00	0.00	-3.40
Brzozów	172,060.00	196,060.00	24,000.00	13.95	10.55
Busko-Zdrój	0.00	3,330,000.00	3,330,000.00	0.00	-3.40
Bydgoszcz	400,000.00	400,000.00	0.00	0.00	-3.40
Bytów	3,609,096.00	3,776,174.00	167,078.00	4.63	1.23
Chełm	178,060.00	178,060.00	0.00	0.00	-3.40
Chełmno	3,500,000.00	4,000,000.00	500,000.00	14.29	10.89
Chodzież	0.00	0.00	0.00	0.00	-3.40
Chojnice	358,040.00	230,000.00	-128,040.00	-35.76	-39.16
Choszczno	300,000.00	118,000.00	-182,000.00	-60.67	-64.07
Chrzanów	0.00	0.00	0.00	0.00	-3.40
Ciechanów	500,000.00	500,000.00	0.00	0.00	-3.40
Cieszyn	17,397,476.00	20,130,000.00	2,732,524.00	15.71	12.31
Czarnków	87,000.00	87,000.00	0.00	0.00	-3.40
Częstochowa	150,000.00	156,000.00	6,000.00	4.00	0.60
Człuchów	120,000.00	120,000.00	0.00	0.00	-3.40
Dąbrowa Tarnowska	503,517.00	503,443.00	-74.00	-0.01	-3.41
Dębica	344,500.00	347,500.00	3,000.00	0.87	-2.53
Drawsko Pomorskie	220,000.00	189,200.00	-30,800.00	-14.00	-17.40
Działdowo	0.00	0.00	0.00	0.00	-3.40
Dzierżoniów	358,040.00	328,040.00	-30,000.00	-8.38	-11.78
Elbląg	170,000.00	170,000.00	0.00	0.00	-3.40

Elk	152,000.00	152,000.00	0.00	0.00	-3.40
Garwolin	248,040.00	258,040.00	10,000.00	4.03	0.63
Giżycko	189,700.00	224,600.00	34,900.00	18.40	15.00
Gliwice	70,000.00	3,521,475.00	3,451,475.00	4930.68	4927.28
Głogów	350,000.00	350,000.00	0.00	0.00	-3.40
Głubczyce	1,292,020.00	1,292,020.00	0.00	0.00	-3.40
Gniezno	212,000.00	202,000.00	-10,000.00	-4.72	-8.12
Goleniów	20,000.00	85,000.00	65,000.00	325.00	321.60
Golub-Dobrzyń	15,500.00	20,000.00	4,500.00	29.03	25.63
Gołdap	0.00	0.00	0.00	0.00	-3.40
Gorlice	1,731,816.00	1,739,312.00	7,496.00	0.43	-2.97
Gorzów Wielkopolski	713,000.00	714,146.00	1,146.00	0.16	-3.24
Gostynin	0.00	0.00	0.00	0.00	-3.40
Gostyń	280,000.00	280,000.00	0.00	0.00	-3.40
Góra	0.00	0.00	0.00	0.00	-3.40
Grajewo	25,000.00	25,000.00	0.00	0.00	-3.40
Grodzisk Mazowiecki	3,147,353.00	3,275,123.00	127,770.00	4.06	0.66
Grodzisk Wielkopolski	134,020.00	134,020.00	0.00	0.00	-3.40
Grójec	0.00	100,000.00	100,000.00	0.00	-3.40
Grudziądz	97,320.00	103,020.00	5,700.00	5.86	2.46
Gryfice	50,000.00	50,000.00	0.00	0.00	-3.40
Gryfino	11,713,733.00	14,856,473.00	3,142,740.00	26.83	23.43
Hajnówka	120,000.00	100,000.00	-20,000.00	-16.67	-20.07
Hrubieszów	206,060.00	176,060.00	-30,000.00	-14.56	-17.96
Iława	270,000.00	130,000.00	-140,000.00	-51.85	-55.25
Inowrocław	511,180.00	392,060.00	-119,120.00	-23.30	-26.70
Janów Lubelski	200,000.00	250,000.00	50,000.00	25.00	21.60
Jarocin	818,100.00	818,100.00	0.00	0.00	-3.40
Jarosław	0.00	0.00	0.00	0.00	-3.40
Jasło	18,000.00	18,000.00	0.00	0.00	-3.40
Jawor	1,416,200.00	917,000.00	-499,200.00	-35.25	-38.65
Jelenia Góra	2,000,000.00	1,500,000.00	-500,000.00	-25.00	-28.40
Jędrzejów	484,600.00	484,060.00	-540.00	-0.11	-3.51
Kalisz	1,002,827.00	1,147,787.00	144,960.00	14.46	11.06
Kamienna Góra	154,040.00	164,040.00	10,000.00	6.49	3.09
Kamień Pomorski	20,000.00	20,000.00	0.00	0.00	-3.40
Kartuzy	590,080.00	492,060.00	-98,020.00	-16.61	-20.01
Kazimierza Wielka	100,000.00	100,000.00	0.00	0.00	-3.40
Kędzierzyn Koźle	1,300,000.00	1,310,000.00	10,000.00	0.77	-2.63
Kępno	120,000.00	140,000.00	20,000.00	16.67	13.27
Kętrzyn	150,000.00	100,000.00	-50,000.00	-33.33	-36.73
Kielce	95,000.00	95,000.00	0.00	0.00	-3.40
Kluczbork	180,000.00	185,000.00	5,000.00	2.78	-0.62
Kłobuck	364,060.00	259,060.00	-105,000.00	-28.84	-32.24
Kłodzko	5,613,414.00	5,489,646.00	-123,768.00	-2.20	-5.60
Kolbuszowa	3,959,556.00	3,959,556.00	0.00	0.00	-3.40
Kolno	0.00	60,000.00	60,000.00	0.00	-3.40
Koło	263,000.00	263,000.00	0.00	0.00	-3.40

Kołobrzeg	2,100,000.00	2,100,000.00	0.00	0.00	-3.40
Konin	1,973,714.00	2,055,081.00	81,367.00	4.12	0.72
Końskie	30,000.00	30,000.00	0.00	0.00	-3.40
Koszalin	1,433,818.00	1,406,259.00	-27,559.00	-1.92	-5.32
Kościan	359,133.00	364,133.00	5,000.00	1.39	-2.01
Kościerzyna	352,968.00	348,000.00	-4,968.00	-1.41	-4.81
Kozienice	0.00	0.00	0.00	0.00	-3.40
Kraków	11,477,411.00	11,803,423.00	326,012.00	2.84	-0.56
Krapkowice	442,193.00	509,080.00	66,887.00	15.13	11.73
Krasnystaw	2,892,160.00	3,256,400.00	364,240.00	12.59	9.19
Kraśnik	3,131,693.00	3,230,752.00	99,059.00	3.16	-0.24
Krosno	0.00	0.00	0.00	0.00	-3.40
Krosno Odrzańskie	121,020.00	121,000.00	-20.00	-0.02	-3.42
Krotoszyn	353,500.00	289,520.00	-63,980.00	-18.10	-21.50
Kutno	120,034.00	133,444.00	13,410.00	11.17	7.77
Kwidzyn	196,000.00	196,000.00	0.00	0.00	-3.40
Legionowo	3,434,905.00	3,124,200.00	-310,705.00	-9.05	-12.45
Legnica	40,000.00	40,000.00	0.00	0.00	-3.40
Lesko	64,020.00	64,020.00	0.00	0.00	-3.40
Leszno	170,020.00	172,020.00	2,000.00	1.18	-2.22
Leżajsk	190,580.00	170,060.00	-20,520.00	-10.77	-14.17
Lębork	151,500.00	151,500.00	0.00	0.00	-3.40
Lidzbark Warmiński	52,000.00	58,000.00	6,000.00	11.54	8.14
Limanowa	1,396,212.00	1,434,840.00	38,628.00	2.77	-0.63
Lipno	448,000.00	288,000.00	-160,000.00	-35.71	-39.11
Lipsko	0.00	0.00	0.00	0.00	-3.40
Lubaczów	3,185,312.00	3,185,312.00	0.00	0.00	-3.40
Lubań	1,386,877.00	1,505,223.00	118,346.00	8.53	5.13
Lubartów	374,693.00	489,324.00	114,631.00	30.59	27.19
Lubin	368,040.00	358,040.00	-10,000.00	-2.72	-6.12
Lublin	269,060.00	269,060.00	0.00	0.00	-3.40
Lubliniec	450,000.00	374,000.00	-76,000.00	-16.89	-20.29
Lwówek Śląski	134,020.00	139,020.00	5,000.00	3.73	0.33
Łańcut	10,000.00	20,000.00	10,000.00	100.00	96.60
Łask	496,924.00	542,421.00	45,497.00	9.16	5.76
Łęczna	41,000.00	41,000.00	0.00	0.00	-3.40
Łęczyca	64,020.00	64,020.00	0.00	0.00	-3.40
Łobez	285,000.00	360,000.00	75,000.00	26.32	22.92
Łomża	2,079,867.00	1,967,020.00	-112,847.00	-5.43	-8.83
Łosice	10,000.00	10,000.00	0.00	0.00	-3.40
Łowicz	214,222.00	227,222.00	13,000.00	6.07	2.67
Łódź	136,300.00	214,900.00	78,600.00	57.67	54.27
Łuków	200,000.00	200,000.00	0.00	0.00	-3.40
Maków Mazowiecki	32,500.00	32,500.00	0.00	0.00	-3.40
Malbork	78,000.00	81,000.00	3,000.00	3.85	0.45
Miechów	41,000.00	46,000.00	5,000.00	12.20	8.80
Mielec	200,000.00	200,000.00	0.00	0.00	-3.40
Międzychód	0.00	1,123,740.00	1,123,740.00	0.00	-3.40

Międzyrzecz	1,334,140.00	1,371,140.00	37,000.00	2.77	-0.63
Mikołów	3,837,304.00	4227989.35	#ARG!	0.00	-3.40
Milicz	2,138,990.00	1,265,928.00	-873,062.00	-40.82	-44.22
Mińsk Mazowiecki	350,000.00	350,000.00	0.00	0.0	-3.40
Mława	120,000.00	120,000.00	0.00	0.00	-3.40
Mogilno	113,020.00	119,020.00	6,000.00	5.31	1.91
Mońki	0.00	30,000.00	30,000.00	0.00	-3.40
Mragowo	25,000.00	25,000.00	0.00	0.00	-3.40
Myszków	1,052,742.00	3,034,523.00	1,981,781.00	188.25	184.85
Myślenice	2,733,106.00	3,001,390.00	268,284.00	9.82	6.42
Myślibórz	1,594,569.00	1,577,788.00	-16,781.00	-1.05	-4.45
Nakło nad Notecią	200,000.00	200,000.00	0.00	0.00	-3.4
Namysłów	440,000.00	450,000.00	10,000.00	2.27	-1.13
Nidzica	3,377,078.00	3,377,078.00	0.00	0.00	-3.40
Nisko	2,031,561.00	1,320,142.00	-711,419.00	-35.02	-38.42
Nowa Sól	185,000.00	185,000.00	0.00	0.00	-3.40
Nowe Miasto Lubawskie	104,020.00	109,020.00	5,000.00	4.81	1.41
Nowy Dwór Gdański	709,820.00	949,124.00	239,304.00	33.71	30.31
Nowy Dwór Mazowiecki	795,000.00	596,250.00	-198,750.00	-25.00	-28.40
Nowy Sącz	603,120.00	603,120.00	0.00	0.00	-3.40
Nowy Targ	2,256,870.00	2,235,849.00	-21,021.00	-0.93	-4.33
Nowy Tomyśl	335,000.00	335,000.00	0.00	0.00	-3.40
Nysa	3,200,000.00	3,500,000.00	300,000.00	9.38	5.98
Oborniki	120,000.00	120,000.00	0.00	0.00	-3.40
Olecko	98,020.00	89,020.00	-9,000.00	-9.18	-12.58
Olesno	5,000.00	5,000.00	0.00	0.00	-3.40
Oleśnica	237,040.00	259,040.00	22,000.00	9.28	5.88
Olkusz	1,215,686.00	1,450,969.00	235,283.00	19.35	15.95
Olsztyn	179,000.00	256,000.00	77,000.00	43.02	39.62
Oława	371,060.00	135,000.00	-236,060.00	-63.62	-67.02
Opatów	3,290,869.00	5,058,399.00	1,767,530.00	53.71	50.31
Opoczno	1,223,960.00	1,008,093.00	-215,867.00	-17.64	-21.04
Opole	230,000.00	319,400.00	89,400.00	38.87	35.47
Opole Lubelskie	830,000.00	1,455,450.00	625,450.00	75.36	71.96
Ostrołęka	347,245.00	343,307.00	-3,938.00	-1.13	-4.53
Ostrowiec Świętokrzyski	0.00	1,515,436.00	1,515,436.00	0.00	-3.40
Ostróda	203,040.00	208,040.00	5,000.00	2.46	-0.94
Ostrów Mazowiecka	32,000.00	158,060.00	126,060.00	393.94	390.54
Ostrów Wielkopolski	0.00	300,000.00	300,000.00	0.00	-3.40
Ostrzeszów	125,000.00	125,000.00	0.00	0.00	-3.40
Oświęcim	0.00	645,000.00	645,000.00	0.00	-3.40
Otwock	775,568.00	807,580.00	32,012.00	4.13	0.73
Ożarów Mazowiecki	500,000.00	500,000.00	0.00	0.00	-3.40
Pabianice	840,717.00	939,704.00	98,987.00	11.77	8.37
Pajęczno	7,000.00	7,000.00	0.00	0.00	-3.40
Parczew	65,000.00	55,000.00	-10,000.00	-15.38	-18.78

Piaseczno	3,507,768.00	5,000,000.00	1,492,232.00	42.54	39.14
Piła	2,037,000.00	2,193,600.00	156,600.00	7.69	4.29
Pińczów	110,000.00	120,000.00	10,000.00	9.09	5.69
Piotrków Trybunalski	1,160,737.00	1,440,737.00	280,000.00	24.12	20.72
Pisz	60,726.00	2,186,873.00	2,126,147.00	3501.21	3497.81
Pleszew	82,500.00	82,500.00	0.00	0.00	-3.40
Płock	180,000.00	180,000.00	0.00	0.00	-3.40
Płońsk	300,000.00	300,000.00	0.00	0.00	-3.40
Poddębice	66,000.00	69,020.00	3,020.00	4.58	1.18
Police	0.00	0.00	0.00	0.00	-3.40
Polkowice	200,000.00	254,000.00	54,000.00	27.00	23.60
Poznań	1,900,000.00	1,900,000.00	0.00	0.00	-3.40
Proszowice	84,020.00	88,020.00	4,000.00	4.76	1.36
Prudnik	364,626.00	364,020.00	-606.00	-0.17	-3.57
Pruszcz Gdański	100,000.00	100,000.00	0.00	0.00	-3.40
Pruszków	524,100.00	494,100.00	-30,000.00	-5.72	-9.12
Przasnysz	155,000.00	161,320.00	6,320.00	4.08	0.68
Przemyśl	303,000.00	300,000.00	-3,000.00	-0.99	-4.39
Przeworsk	2,624,265.00	2,854,322.00	230,057.00	8.77	5.37
Przysucha	90,000.00	112,000.00	22,000.00	24.44	21.04
Pszczyna	223,040.00	223,040.00	0.00	0.00	-3.40
Puck	180,000.00	180,000.00	0.00	0.00	-3.40
Puławy	130,000.00	125,000.00	-5,000.00	-3.85	-7.25
Pułtusk	20,000.00	20,000.00	0.00	0.00	-3.40
Pyrzyce	80,000.00	80,000.00	0.00	0.00	-3.40
Racibórz	634,277.00	763,273.00	128,996.00	20.34	16.94
Radom	2,412,952.00	2,501,942.00	88,990.00	3.69	0.29
Radomsko	89,000.00	91,000.00	2,000.00	2.25	-1.15
Radziejów	20,000.00	20,000.00	0.00	0.00	-3.40
Radzyń Podlaski	185,020.00	185,020.00	0.00	0.00	-3.40
Rawa Mazowiecka	0.00	0.00	0.00	0.00	-3.40
Rawicz	158,020.00	158,020.00	0.00	0.00	-3.40
Ropczyce	126,060.00	126,060.00	0.00	0.00	-3.40
Rybnik	15,000.00	15,000.00	0.00	0.00	-3.40
Ryki	64,020.00	64,020.00	0.00	0.00	-3.40
Rypin	100,000.00	119,000.00	19,000.00	19.00	15.60
Rzeszów	18,000.00	18,000.00	0.00	0.00	-3.40
Sandomierz	34,000.00	50,000.00	16,000.00	47.06	43.66
Sanok	171,040.00	171,040.00	0.00	0.00	-3.40
Sejny	60,000.00	60,000.00	0.00	0.00	-3.40
Sępólno Krajeńskie	20,000.00	20,000.00	0.00	0.00	-3.40
Siedlce	392,000.00	600,000.00	208,000.00	53.06	49.66
Siemiatycze	104,020.00	104,020.00	0.00	0.00	-3.40
Sieradz	1,288,280.00	1,388,280.00	100,000.00	7.76	4.36
Sierpc	100,000.00	120,000.00	20,000.00	20.00	16.60
Skarżysko-Kamienna	71,000.00	91,000.00	20,000.00	28.17	24.77
Skierniewice	79,020.00	79,020.00	0.00	0.00	-3.40
Sławno	43,000.00	99,020.00	56,020.00	130.28	126.88



Słubice	364,020.00	64,020.00	-300,000.00	-82.41	-85.81
Słupca	70,000.00	50,000.00	-20,000.00	-28.57	-31.97
Słupsk	3,173,616.00	3,176,880.00	3,264.00	0.10	-3.30
Sochaczew	25,000.00	25,000.00	0.00	0.00	-3.40
Sokołów Podlaski	124,020.00	127,020.00	3000.00	2.42	-0.98
Sokółka	20,000.00	20,000.00	0.00	0.00	-3.40
Stalowa Wola	9,303,119.00	10,053,690.00	750571.00	8.07	4.67
Starachowice	200,000.00	200,000.00	0.00	0.00	-3.40
Stargard	7,548,674.00	9,322,787.00	1,774,113.00	23.50	20.10
Starogard Gdański	3,533,360.00	4,215,570.00	682,210.00	19.31	15.91
Staszów	716,120.00	716,120.00	0.00	0.00	-3.40
Strzelce Krajeńskie	90,000.00	90,000.00	0.00	0.00	-3.40
Strzelce Opolskie	4,596,320.00	4,556,760.00	-39,560.00	-0.86	-4.26
Strzelin	10,000.00	10,000.00	0.00	0.00	-3.40
Strzyżów	128,740.00	133,040.00	4,300.00	3.34	-0.06
Sucha Beskidzka	3,932,640.00	2,971,143.00	-961,497.00	-24.45	-27.85
Sulęcín	64,020.00	64,020.00	0.00	0.00	-3.40
Suwałki	120,020.00	121,520.00	1,500.00	1.25	-2.15
Szamotuły	100,000.00	100,000.00	0.00	0.00	-3.40
Szczecinek	290,360.00	288,360.00	-2,000.00	-0.69	-4.09
Szczytno	236,000.00	236,000.00	0.00	0.00	-3.40
Sztum	129,020.00	129,020.00	0.00	0.00	-3.40
Szydłowiec	0.00	0.00	0.00	0.00	-3.40
Śrem	0.00	100,000.00	100,000.00	0.00	-3.40
Środa Śląska	20,000.00	20,000.00	0.00	0.00	-3.40
Środa Wielkopolska	350,000.00	350,000.00	0.00	0.00	-3.40
Świdnica	1,397,800.00	3,870,531.00	2,472,731.00	176.90	173.50
Świdnik	63,000.00	63,000.00	0.00	0.00	-3.40
Świdwin	75,000.00	75,000.00	0.00	0.00	-3.40
Świebodzin	170,000.00	135,000.00	-35,000.00	-20.59	-23.99
Świecie	335,312.00	223,000.00	-112,312.00	-33.49	-36.89
Tarnobrzeg	132,020.00	132,020.00	0.00	0.00	-3.40
Tarnowskie Góry	400,000.00	300,000.00	-100,000.00	-25.00	-28.40
Tarnów	1,903,000.00	2,304,094.00	401,094.00	21.08	17.68
Tczew	4,467,788.00	4,885,622.00	417,834.00	9.35	5.95
Tomaszów Lubelski	4,000,000.00	4,000,000.00	0.00	0.00	-3.40
Tomaszów Ma- zowiecki	240,000.00	240,000.00	0.00	0.00	-3.40
Toruń	200,000.00	280,000.00	80,000.00	40.00	36.60
Trzebnica	150,000.00	152,500.00	2500.00	1.67	-1.73
Tuchola	40,000.00	40,000.00	0.00	0.00	-3.40
Turek	1,746,060.00	1,683,340.00	-62,720.00	-3.59	-6.99
Ustrzyki Dolne	86,040.00	88,020.00	1,980.00	2.30	-1.10
Wadowice	135,000.00	153,000.00	18,000.00	13.33	9.93
Wałbrzych	100,000.00	118,000.00	18,000.00	18.00	14.60
Wałcz	60,000.00	80,000.00	20,000.00	33.33	29.93
Wąbrzeźno	1,693,373.00	1,773,586.00	80,213.00	4.74	1.34
Wągrowiec	160,000.00	160,000.00	0.00	0.00	-3.40
Wejherowo	220,000.00	220,000.00	0.00	0.00	-3.40

Węgorzewo	108,665.00	104,800.00	-3,865.00	-3.56	-6.96
Węgrów	380,070.00	380,070.00	0.00	0.00	-3.40
Wieliczka	5,772,531.00	5,055,814.00	-716,717.00	-12.42	-15.82
Wieluń	48,000.00	68,000.00	20,000.00	41.67	38.27
Wieruszów	1,600,000.00	2,100,000.00	500,000.00	31.25	27.85
Włocławek	0.00	0.00	0.00	0.00	-3.40
Włodawa	130,000.00	130,000.00	0.00	0.00	-3.40
Włoszczowa	64,020.00	64,020.00	0.00	0.00	-3.40
Wodzisław Śląski	162,000.00	138,500.00	-23,500.00	-14.51	-17.91
Wolsztyn	0.00	0.00	0.00	0.00	-3.40
Wołomin	2,902,775.00	3,327,100.00	424,325.00	14.62	11.22
Wołów	25,000.00	25,000.00	0.00	0.00	-3.40
Wrocław	1,436,940.00	1,828,400.00	391,460.00	27.24	23.84
Września	290,000.00	267,000.00	-23,000.00	-7.93	-11.33
Wschowa	184,020.00	111,000.00	-73,020.00	-39.68	-43.08
Wysokie Mazowieckie	100,000.00	100,000.00	0.00	0.00	-3.40
Wyszków	204,000.00	208,000.00	4,000.00	1.96	-1.44
Zakopane	40,000.00	40,000.00	0.00	0.00	-3.40
Zambrów	167,000.00	157,000.00	-10,000.00	-5.99	-9.39
Zamość	300,040.00	259,540.00	-40,500	-13.50	-16.90
Zawiercie	80,000.00	80,000.00	0	0.00	-3.40
Ząbkowice Śląskie	50,000.00	50,000.00	0	0.00	-3.40
Zduńska Wola	0.00	0.00	0	0.00	-3.40
Zgierz	7,747,473.00	8,139,227.00	391,754	5.06	1.66
Zgorzelec	75,000.00	75,000.00	0	0.00	-3.40
Zielona Góra	1,928,620.00	998,862.00	-929,758	-48.21	-51.61
Złotoryja	10,000.00	10,000.00	0	0.00	-3.40
Złotów	200,000.00	200,000.00	0	0.00	-3.40
Zwoleń	64,020.00	64,020.00	0	0.00	-3.40
Żagań	30,000.00	30,000.00	0	0.00	-3.40
Żary	245,000.00	170,000.00	-75,000	-30.61	-34.01
Żnin	132,000.00	132,000.00	0	0.00	-3.40
Żuromin	20,000.00	15,000.00	-5,000	-25.00	-28.40
Żyrardów	300,000.00	300,000.00	0	0.00	-3.40
Żywiec	350,000.00	350,000.00	0	0.00	-3.40
<b>County totals:</b>	<b>257,050,701.00</b>	<b>288452494.00</b>	<b>33,946 782.00</b>	<b>13.00</b>	<b>9.72</b>

Table 15. Nominal summaries, as well as in terms of changes in % of the real value of funds in particular powiat self-governments of Opole Voivodeship under the programmes of cooperation with non-governmental organisations in 2020 and 2021.

Communes/towns in Lower Silesian Voivodeship	Amounts in programmes in 2020 (PLN)	Amounts in programmes in 2021 (PLN)	Change in amounts in programmes in 2021 and 2020 (PLN)	Change in amounts in programmes in 2021 and 2020 (%)	Change in amounts in programmes in 2021 and 2020 adjusted for inflation (%)
Przemków	150,000.00	0.00	-150,000.00	-100	-100
Pęcław	51,300.00	5,400.00	-45,900.00	-89	-92.87
Świdnica	0.00	0.00	0.00	0	0
Szklarska Poręba	320,000.00	100,000.00	-220,000.00	-69	-72.15
Sulików	100,000.00	40,000.00	-60,000.00	-60	-63.40
Trzebnica	386,000.00	180,000.00	-206,000.00	-53	-56.77
Mściwojów	90,000.00	45,000.00	-45,000.00	-50	-53.40
Karpacz	135,000.00	70,000.00	-65,000.00	-48	-51.55
Podgórzyn	150,000.00	85,000.00	-65,000.00	-43	-46.73
Kunice	60,000.00	40,000.00	-20,000.00	-33	-36.73
Mieroszów	147,000.00	100,000.00	-47,000.00	-32	-35.37
Zgorzelec	508,000.00	360,000.00	-148,000.00	-29	-32.53
Zgorzelec	1,623,500.00	1,200,000.00	-423,500.00	-26	-29.49
Oleśnica	774,500.00	573,000.00	-201,500.00	-26	-29.42
Dzierżoniów	2,296,550.00	1,793,300.00	-503,250.00	-22	-25.31
Udanin	140,000.00	110,000.00	-30,000.00	-21	-24.83
Bystrzyca Kłodzka	330,000.00	264,000.00	-66,000.00	-20	-23.40
Leśna	250,000.00	200,000.00	-50,000.00	-20	-23.40
Nowogrodzic	250,000.00	200,000.00	-50,000.00	-20	-23.40
Bolesławiec	1,267,000.00	1,032,000.00	-235,000.00	-19	-21.95
Krośnice	120,000.00	100,000.00	-20,000.00	-17	-20.07
Żarów	300,000.00	250,000.00	-50,000.00	-17	-20.07
Strzelin	840,000.00	710,000.00	-130,000.00	-15	-18.88
Bielawa	1,380,000.00	1,170,000.00	-210,000.00	-15	-18.62
Stronie Śląskie	140,000.00	120,000.00	-20,000.00	-14	-17.69
Lubin	1,531,250.00	1,312,850.00	-218,400.00	-14	-17.66
Mirków	150,000.00	130,000.00	-20,000.00	-13	-16.73
Lubawka	180,000.00	160,000.00	-20,000.00	-11	-14.51
Dziadowa Kłoda	20,000.00	18,000.00	-2,000.00	-10	-13.40
Kostomłoty	110,000.00	100,000.00	-10,000.00	-9	-12.49
Mietków	55,000.00	50,000.00	-5,000.00	-9	-12.49
Stare Bogaczowice	222,000.00	203,000.00	-19,000.00	-9	-11.96
Środa Śląska	947,970.00	870,000.00	-77,970.00	-8	-11.62
Warta Bolesławiecka	233,000.00	215,000.00	-18,000.00	-8	-11.13
Łagiewniki	189,500.00	176,750.00	-12,750.00	-7	-10.13
Chocianów	319,000.00	300,000.00	-19,000.00	-6	-9.36
Jeżów Sudecki	150,000.00	142,000.00	-8,000.00	-5	-8.73
Wleń	100,000.00	95,000.00	-5,000.00	-5	-8.40
Kowary	326,800.00	312,000.00	-14,800.00	-5	-7.93
Kąty Wrocławskie	1,026,000.00	991,000.00	-35,000.00	-3	-6.81
Mirsk	304,000.00	298,000.00	-6,000.00	-2	-5.37
Duszniki-Zdrój	162,000.00	160,000.00	-2,000.00	-1	-4.63
Świdnica	4,173,160.00	4,132,596.00	-40,564.00	-1	-4.37
Nowa Ruda	1,152,040.00	1,149,040.00	-3,000.00	0	-3.66
Świeradów-Zdrój	60,000.00	60,000.00	0.00	0	-3.40
Boguszów-Gorce	150,000.00	150,000.00	0.00	0	-3.40
Bolesławiec	350,000.00	350,000.00	0.00	0	-3.40
Brzeg Dolny	0.00	645,000.00	645,000.00	100	100
Chojnów	260,000.00	260,000.00	0.00	0	-3.40
Chojnów	199,000.00	199,000.00	0.00	0	-3.40
Ciepłowody	48,800.00	48,800.00	0.00	0	-3.40
Cieszków	85,000.00	85,000.00	0.00	0	-3.40
Czarny Bór	50,000.00	50,000.00	0.00	0	-3.40
Dobromierz	90,000.00	90,000.00	0.00	0	-3.40

Dobroszyce	20,000.00	20,000.00	0.00	0	-3.40
Dzierżoniów	100,000.00	100,000.00	0.00	0	-3.40
Grębocice	70,000.00	70,000.00	0.00	0	-3.40
Janowice Wielkie	70,000.00	70,000.00	0.00	0	-3.40
Jaworzyna Śląska	370,000.00	370,000.00	0.00	0	-3.40
Jelenia Góra	10,000.00	10,000.00	0.00	0	-3.40
Jemielno	24,000.00	24,000.00	0.00	0	-3.40
Kamienna Góra	499,000.00	499,000.00	0.00	0	-3.40
Kłodzko	1,000,000.00	1,000,000.00	0.00	0	-3.40
Kobierzyce	400,000.00	400,000.00	0.00	0	-3.40
Kotla	0.00	0.00	0.00	0	-3.40
Krotoszyce	45,000.00	45,000.00	0.00	0	-3.40
Kudowa-Zdrój	200,000.00	200,000.00	0.00	0	-3.40
Legnica	1,500,000.00	1,500,000.00	0.00	0	-3.40
Lubań	440,000.00	440,000.00	0.00	0	-3.40
Lubań	90,000.00	90,000.00	0.00	0	-3.40
Lubin	800,000.00	800,000.00	0.00	0	-3.40
Lubomierz	180,000.00	180,000.00	0.00	0	-3.40
Lwówek Śląski	320,000.00	320,000.00	0.00	0	-3.40
Malczyce	180,000.00	180,000.00	0.00	0	-3.40
Męcinka	20,000.00	20,000.00	0.00	0	-3.40
Międzybórz	125,000.00	125,000.00	0.00	0	-3.40
Mysłakowice	100,000.00	100,000.00	0.00	0	-3.40
Niechlów	60,000.00	60,000.00	0.00	0	-3.40
Oborniki Śląskie	700,000.00	700,000.00	0.00	0	-3.40
Olszyna	50,000.00	50,000.00	0.00	0	-3.40
Oława	245,000.00	245,000.00	0.00	0	-3.40
Paszowice	54,000.00	54,000.00	0.00	0	-3.40
Piechowice	120,000.00	120,000.00	0.00	0	-3.40
Pieńsk	250,000.00	250,000.00	0.00	0	-3.40
Polanica-Zdrój	0.00	230,000.00	230,000.00	100	100
Polkowice	1,200,000.00	1,200,000.00	0.00	0	-3.40
Radków	150,000.00	150,000.00	0.00	0	-3.40
Sobótka	190,000.00	190,000.00	0.00	0	-3.40
Stoszowice	30,000.00	30,000.00	0.00	0	-3.40
Strzegom	800,000.00	800,000.00	0.00	0	-3.40
Syców	255,000.00	255,000.00	0.00	0	-3.40
Szczawno-Zdrój	484,000.00	484,000.00	0.00	0	-3.40
Szczytna	10,000.00	10,000.00	0.00	0	-3.40
Walim	80,000.00	80,000.00	0.00	0	-3.40
Wałbrzych	3,426,901.00	3,426,901.00	0.00	0	-3.40
Wąsosz	20,000.00	20,000.00	0.00	0	-3.40
Wiązów	100,000.00	100,000.00	0.00	0	-3.40
Wińsko	125,000.00	125,000.00	0.00	0	-3.40
Wojcieszków	90,000.00	90,000.00	0.00	0	-3.40
Wołów	650,000.00	650,000.00	0.00	0	-3.40
Zagrodno	150,000.00	150,000.00	0.00	0	-3.40
Zawidów	88,000.00	88,000.00	0.00	0	-3.40
Złotoryja	175,000.00	175,000.00	0.00	0	-3.40
Złotoryja	100,000.00	100,000.00	0.00	0	-3.40
Złoty Stok	35,000.00	35,000.00	0.00	0	-3.40
Żórawina	210,000.00	210,000.00	0.00	0	-3.40
Głogów	9,818,500.00	9,838,914.00	20,414.00	0	-3.19
Siechnice	498,000.00	500,000.00	2,000.00	0	-3.00
Jerzmanowa	214,000.00	216,000.00	2,000.00	1	-2.47
Zawonia	86,000.00	87,000.00	1,000.00	1	-2.24
Żmigród	823,430.00	834,500.00	11,070.00	1	-2.06
Góra	391,550.00	397,428.00	5,878.00	2	-1.90
Kłodzko	300,000.00	304,800.00	4,800.00	2	-1.80

Głogów	200,000.00	203,600.00	3,600.00	2	-1.60
Miłkowice	110,000.00	112,000.00	2,000.00	2	-1.58
Bierutów	148,000.00	151,000.00	3,000.00	2	-1.37
Marcinowice	145,000.00	148,000.00	3,000.00	2	-1.33
Świebodzice	612,000.00	625,000.00	13,000.00	2	-1.28
Oława	800,000.00	820,000.00	20,000.00	3	-0.90
Ścinawa	353,000.00	363,000.00	10,000.00	3	-0.57
Wisznia Mała	172,000.00	177,000.00	5,000.00	3	-0.49
Twardogóra	466,000.00	480,000.00	14,000.00	3	-0.40
Milicz	1,020,000.00	1,069,000.00	49,000.00	5	1.40
Świerzawa	106,120.00	111,300.00	5,180.00	5	1.48
Prochowice	57,000.00	60,000.00	3,000.00	5	1.86
Domaniów	91,000.00	96,000.00	5,000.00	5	2.09
Prusice	170,000.00	180,000.00	10,000.00	6	2.48
Jelcz-Laskowice	1,500,000.00	1,592,000.00	92,000.00	6	2.73
Czernica	395,000.00	420,000.00	25,000.00	6	2.93
Miękinia	150,000.00	160,000.00	10,000.00	7	3.27
Nowa Ruda	75,000.00	80,000.00	5,000.00	7	3.27
Gryfów Śląski	190,000.00	204,000.00	14,000.00	7	3.97
Międzylesie	202,500.00	218,275.00	15,775.00	8	4.39
Łądek-Zdrój	134,500.00	145,000.00	10,500.00	8	4.41
Bolków	157,000.00	170,000.00	13,000.00	8	4.88
Gromadka	105,000.00	115,000.00	10,000.00	10	6.12
Węgliniec	243,600.00	270,000.00	26,400.00	11	7.44
Przeworno	90,000.00	100,000.00	10,000.00	11	7.71
Ząbkowice Śląskie	850,000.00	950,000.00	100,000.00	12	8.36
Ziębice	250,000.00	280,000.00	30,000.00	12	8.60
Kamienna Góra	205,000.00	230,000.00	25,000.00	12	8.80
Stara Kamienica	35,000.00	40,000.00	5,000.00	14	10.89
Kamieniec					
Ząbkowicki	130,000.00	150,000.00	20,000.00	15	11.98
Oleśnica	1,817,000.00	2,097,000.00	280,000.00	15	12.01
Jordanów Śląski	60,000.00	70,000.00	10,000.00	17	13.27
Platerówka	72,000.00	84,000.00	12,000.00	17	13.27
Osiecznica	200,000.00	236,000.00	36,000.00	18	14.60
Głuszycza	25,000.00	30,000.00	5,000.00	20	16.60
Marciszów	70,000.00	85,000.00	15,000.00	21	18.03
Lewin Kłodzki	12,000.00	15,000.00	3,000.00	25	21.60
Bogatynia	400,000.00	504,415.00	104,415.00	26	22.70
Siekierczyn	78,000.00	100,500.00	22,500.00	29	25.45
Pieszycy	100,000.00	130,000.00	30,000.00	30	26.60
Wrocław	97,012,000.00	126,298,000.00	29,286,000.00	30	26.79
Niemcza	158,000.00	214,000.00	56,000.00	35	32.04
Rudna	95,500.00	138,500.00	43,000.00	45	41.63
Wądroże Wielkie	213,000.00	312,100.00	99,100.00	47	43.13
Legnickie Pole	200,000.00	297,000.00	97,000.00	49	45.10
Borów	91,800.00	137,500.00	45,700.00	50	46.38
Jedlina-Zdrój	10,000.00	15,000.00	5,000.00	50	46.60
Ruja	20,000.00	30,000.00	10,000.00	50	46.60
Bardo	190,000.00	190,000.00	0.00	0	-3.40
Pielgrzymka	175,000.00	282,180.00	107,180.00	61	57.85
Jawor	811,000.00	1,534,000.00	723,000.00	89	85.75
Gaworzyce	5,000.00	10,000.00	5,000.00	100	96.60
Piława Górna	219,500.00	219,500.00	0.00	0	-3.40
Żukowice	3,000.00	61,000.00	58,000.00	1,933	1,929.93

Table 17. Nominal statements, as well as in terms of changes in % of the real value of funds in particular communes/towns of Lower Silesian Voivodeship under the programmes of co-operation with non-governmental organisations in 2020 and 2021.

Communes/towns in Kuyavian-Pomeranian Voivodeship	Amounts in programmes in 2020 (PLN)	Amounts in programmes in 2021 (PLN)	Change in amounts in programmes in 2021 and 2020 (PLN)	Change in amounts in programmes in 2021 and 2020 (%)	Change in amounts in programmes in 2021 and 2020 adjusted for inflation (%)
Kęsowo	63,000.00	63,000.00	0.00	0	-3.40
Dąbrowa Chełmińska	95,000.00	5,000.00	-90,000.00	-95	-98.14
Rogowo	4,000.00	4,000.00	0.00	0	-3.40
Radziejów	1,000.00	1,000.00	0.00	0	-3.40
Aleksandrów					
Kujawski	166,000.00	100,000.00	-66,000.00	-40	-43.16
Lubraniec	130,000.00	130,000.00	0.00	0	-3.40
Dąbrowa	15,000.00	10,000.00	-5,000.00	-33	-36.73
Lipno	75,000.00	50,000.00	-25,000.00	-33	-36.73
Włocławek	7,000,000.00	5,000,000.00	-2,000,000.00	-29	-31.97
Sadki	78,000.00	60,000.00	-18,000.00	-23	-26.48
Radzyń Chełmiński	180,000.00	140,000.00	-40,000.00	-22	-25.62
Brodnica	2,304,800.00	1,830,000.00	-474,800.00	-21	-24.00
Barcin	100,000.00	80,000.00	-20,000.00	-20	-23.40
Sępólno Krajeńskie	280,700.00	225,000.00	-55,700.00	-20	-23.24
Brzuze	36,000.00	30,000.00	-6,000.00	-17	-20.07
Kcynia	180,000.00	150,000.00	-30,000.00	-17	-20.07
Raciążek	30,000.00	25,000.00	-5,000.00	-17	-20.07
Jeżewo	130,000.00	110,000.00	-20,000.00	-15	-18.78
Gąsawa	35,000.00	30,000.00	-5,000.00	-14	-17.69
Nakło nad Notecią	543,500.00	468,500.00	-75,000.00	-14	-17.20
Lipno	17,000.00	15,000.00	-2,000.00	-12	-15.16
Grudziądz	9,000,000.00	8,000,000.00	-1,000,000.00	-11	-14.51
Wąbrzeźno	450,000.00	400,000.00	-50,000.00	-11	-14.51
Solec Kujawski	220,000.00	200,000.00	-20,000.00	-9	-12.49
Zbójno	11,000.00	10,000.00	-1,000.00	-9	-12.49
Grudziądz	229,500.00	210,000.00	-19,500.00	-8	-11.90
Bytów	25,000.00	23,000.00	-2,000.00	-8	-11.40
Koronowo	1,104,979.00	1,049,979.00	-55,000.00	-5	-8.38
Pakość	158,500.00	153,500.00	-5,000.00	-3	-6.55
Łasin	141,000.00	139,000.00	-2,000.00	-1	-4.82
Bartniczka	0.00	0.00	0.00	0	0
Baruchowo	4,000.00	4,000.00	0.00	0	-3.40
Bądkowo	10,000.00	10,000.00	0.00	0	-3.40
Bobrowniki	30,000.00	30,000.00	0.00	0	-3.40
Bobrowo	0.00	0.00	0.00	0	0
Boniewo	2,000.00	2,000.00	0.00	0	-3.40
Brodnica	30,000.00	30,000.00	0.00	0	-3.40
Brześć Kujawski	400,000.00	400,000.00	0.00	0	-3.40
Bukowiec	12,000.00	12,000.00	0.00	0	-3.40
Chełmża	15,000.00	15,000.00	0.00	0	-3.40
Ciechocin	40,000.00	40,000.00	0.00	0	-3.40
Dąbrowa Biskupia	57,000.00	57,000.00	0.00	0	-3.40
Dębowa Łąka	0.00	0.00	0.00	0	0
Dobre	5,000.00	5,000.00	0.00	0	-3.40
Dobrzyń nad Wisłą	20,000.00	20,000.00	0.00	0	-3.40
Dragacz	0.00	0.00	0.00	0	0
Drzycim	70,000.00	70,000.00	0.00	0	-3.40
Fabianki	5,000.00	5,000.00	0.00	0	-3.40
Golub-Dobrzyń	100,000.00	100,000.00	0.00	0	-3.40
Górzno	18,000.00	18,000.00	0.00	0	-3.40
Gruta	100,000.00	100,000.00	0.00	0	-3.40
Izbica Kujawska	30,000.00	30,000.00	0.00	0	-3.40

Jabłonowo Pomorskie	200,000.00	200,000.00	0.00	0	-3.40
Janikowo	0.00	70,000.00	70,000.00	100	100
Kikół	25,000.00	25,000.00	0.00	0	-3.40
Koneck	5,000.00	5,000.00	0.00	0	-3.40
Kowal	3,000.00	3,000.00	0.00	0	-3.40
Lniano	126,000.00	126,000.00	0.00	0	-3.40
Lubanie	4,000.00	4,000.00	0.00	0	-3.40
Lubicz	0.00	0.00	0.00	0	0
Lubień Kujawski	160,000.00	160,000.00	0.00	0	-3.40
Łabiszyn	200,000.00	200,000.00	0.00	0	-3.40
Łubianka	0.00	0.00	0.00	0	0
Łysomice	0.00	0.00	0.00	0	0
Mogilno	36,000.00	36,000.00	0.00	0	-3.40
Mrocza	260,000.00	260,000.00	0.00	0	-3.40
Nieszawa	0.00	0.00	0.00	0	0
Nowe	150,000.00	150,000.00	0.00	0	-3.40
Obrowo	30,000.00	30,000.00	0.00	0	-3.40
Osie	100,000.00	100,000.00	0.00	0	-3.40
Osiek	0.00	0.00	0.00	0	0
Osielsko	0.00	150,000.00	150,000.00	100	100
Papowo Biskupie	38,000.00	38,000.00	0.00	0	-3.40
Piotrków Kujawski	5,000.00	5,000.00	0.00	0	-3.40
Pruszcz	20,000.00	20,000.00	0.00	0	-3.40
Radomin	42,000.00	42,000.00	0.00	0	-3.40
Radziejów	1,000.00	1,000.00	0.00	0	-3.40
Rojewo	50,000.00	50,000.00	0.00	0	-3.40
Rypin	20,000.00	20,000.00	0.00	0	-3.40
Sicienko	194,000.00	194,000.00	0.00	0	-3.40
Skępe	60,000.00	60,000.00	0.00	0	-3.40
Skrwilno	50,000.00	50,000.00	0.00	0	-3.40
Sośno	10,000.00	10,000.00	0.00	0	-3.40
Stolno	8,000.00	8,000.00	0.00	0	-3.40
Śliwice	85,000.00	85,000.00	0.00	0	-3.40
Świecie	1,000,000.00	1,000,000.00	0.00	0	-3.40
Świecie nad Osą	0.00	0.00	0.00	0	0
Świdziebnia	30,000.00	30,000.00	0.00	0	-3.40
Tłuchowo	92,500.00	92,500.00	0.00	0	-3.40
Topólka	5,000.00	5,000.00	0.00	0	-3.40
Warlubie	24,000.00	24,000.00	0.00	0	-3.40
Wąpielsk	11,000.00	11,000.00	0.00	0	-3.40
Wielgie	50,000.00	50,000.00	0.00	0	-3.40
Wielka Nieszawka	30,000.00	30,000.00	0.00	0	-3.40
Więcbork	280,000.00	280,000.00	0.00	0	-3.40
Zakrzewo	1,500.00	1,500.00	0.00	0	-3.40
Zbiczno	40,000.00	40,000.00	0.00	0	-3.40
Zławieś Wielka	90,000.00	90,000.00	0.00	0	-3.40
Złotniki Kujawskie	26,000.00	26,000.00	0.00	0	-3.40
Żnin	226,000.00	226,000.00	0.00	0	-3.40
Wąbrzeźno	1,261,800.00	1,261,900.00	100.00	0	-3.39
Tuchola	917,965.00	922,965.00	5,000.00	1	-2.86
Świekatowo	149,200.00	150,200.00	1,000.00	1	-2.73
Inowrocław:	1,315,000.00	1,333,000.00	18,000.00	1	-2.03
Nowa Wieś Wielka	67,000.00	68,000.00	1,000.00	1	-1.91
Płużnica	129,550.00	131,550.00	2,000.00	2	-1.86
Bydgoszcz	27,299,724.00	27,833,756.00	534,032.00	2	-1.44
Jeziora Wielkie	76,000.00	78,000.00	2,000.00	3	-0.77
Książki	40,000.00	41,500.00	1,500.00	4	0.35
Szubin	547,880.00	570,000.00	22,120.00	4	0.64
Chełmno	950,000.00	990,000.00	40,000.00	4	0.81



Kowalewo Pomorskie	230,000.00	240,000.00	10,000.00	4	0.95
Unisław	110,000.00	115,000.00	5,000.00	5	1.15
Lisewo	40,000.00	42,000.00	2,000.00	5	1.60
Rogóźno	22,000.00	23,100.00	1,100.00	5	1.60
Czernikowo	90,000.00	95,000.00	5,000.00	6	2.16
Kruszwica	167,500.00	182,500.00	15,000.00	9	5.56
Chełmno	107,000.00	117,000.00	10,000.00	9	5.95
Janowiec Wielkopolski	195,000.00	215,000.00	20,000.00	10	6.86
Cekcyn	110,000.00	125,000.00	15,000.00	14	10.24
Kijewo Królewskie	70,000.00	80,000.00	10,000.00	14	10.89
Aleksandrów					
Kujawski	47,000.00	55,000.00	8,000.00	17	13.62
Rypin	119,000.00	141,000.00	22,000.00	18	15.09
Chełmża	350,000.00	420,000.00	70,000.00	20	16.60
Waganiec	34,500.00	42,000.00	7,500.00	22	18.34
Kamień Krajeński	8,000.00	10,000.00	2,000.00	25	21.60
Gniewkowo	250,000.00	340,000.00	90,000.00	36	32.60
Dobrcz	135,000.00	195,000.00	60,000.00	44	41.04
Inowrocław:	524,854.00	760,500.00	235,646.00	45	41.50
Ciechocinek	150,000.00	234,650.00	84,650.00	56	53.03
Białe Błota	460,000.00	747,455.00	287,455.00	62	59.09
Lubiewo	0.00	104,000.00	104,000.00	100	100
Gostycyn	0.00	35,000.00	35,000.00	100	100
Toruń	8,500,000.00	34,196,680.00	25,696,680.00	302	298.91
Brzozie	0.00	5,000.00	5,000.00	100	100

Table 16. Nominal statements, as well as in terms of changes in % of the real value of funds in individual communes/towns of Kuyavian-Pomeranian voivodeship under the programmes of cooperation with non-governmental organisations and other entities conducting public benefit activity in 2020 and 2021.

Communes/towns in Lublin Voivodeship	Amounts in programmes in 2020 (PLN)	Amounts in programmes in 2021 (PLN)	Change in amounts in programmes in 2021 and 2020 (PLN)	Change in amounts in programmes in 2021 and 2020 (%)	Change in amounts in programmes in 2021 and 2020 adjusted for inflation (%)
Komarówka Podlaska	11,000.00	11,000.00	0.00	0	-3.40
Komarów-Osada	120,000.00	27,200.00	-92,800.00	-77	-80.73
Bełżyce	200,000.00	90,000.00	-110,000.00	-55	-58.40
Baranów	0.00	10,000.00	10,000.00	100	100.00
Puławy	6,000,000.00	3,000,000.00	-3,000,000.00	-50	-53.40
Kraśnik	34,500.00	22,500.00	-12,000.00	-35	-38.18
Puchaczów	290,000.00	203,000.00	-87,000.00	-30	-33.40
Wąwolnica	70,000.00	50,000.00	-20,000.00	-29	-31.97
Tereszpol-Zaorenda	140,000.00	106,000.00	-34,000.00	-24	-27.69
Radzyń Podlaski	390,000.00	300,000.00	-90,000.00	-23	-26.48
Siemień	25,000.00	20,000.00	-5,000.00	-20	-23.40
Zamość	1,247,764.00	1,010,000.00	-237,764.00	-19	-22.46
Adamów	120,000.00	100,000.00	-20,000.00	-17	-20.07
Abramów	40,000.00	35,000.00	-5,000.00	-13	-15.90
Borzechów	96,000.00	84,000.00	-12,000.00	-13	-15.90
Milejów-Osada	170,000.00	150,000.00	-20,000.00	-12	-15.16
Włodawa	471,000.00	416,000.00	-55,000.00	-12	-15.08



Dominów	197,000.00	177,000.00	-20,000.00	-10	-13.55
Karczmiska Pierwsze	100,000.00	90,000.00	-10,000.00	-10	-13.40
Zakrzówek	135,000.00	125,000.00	-10,000.00	-7	-10.81
Spiczyn	100,000.00	93,000.00	-7,000.00	-7	-10.40
Łuków	650,000.00	615,000.00	-35,000.00	-5	-8.78
Trawniki	95,000.00	90,000.00	-5,000.00	-5	-8.66
Końskowola	265,000.00	252,000.00	-13,000.00	-5	-8.31
Łuków	187,000.00	178,000.00	-9,000.00	-5	-8.21
Sułów	52,000.00	49,699.00	-2301.00	-4	-7.83
Nałęczów	232,000.00	223000.00	-9,000.00	-4	-7.28
Biszcza	67,000.00	65,000.00	-2,000.00	-3	-6.39
Puławy	231,000.00	226,000.00	-5,000.00	-2	-5.56
Adamów	121,300.00	119,000.00	-2,300.00	-2	-5.30
Zamość	6,700,000.00	6,600,000.00	-100,000.00	-1	-4.89
Aleksandrów Drugi	65,000.00	65,000.00	0.00	0	-3.40
Batorz	30,000.00	30,000.00	0.00	0	-3.40
Biała Podlaska	30,000.00	30,000.00	0.00	0	-3.40
Biłgoraj	410,000.00	410,000.00	0.00	0	-3.40
Chodel	45,000.00	45,000.00	0.00	0	-3.40
Chrzanów	30,000.00	30,000.00	0.00	0	-3.40
Cyców	100,000.00	100,000.00	0.00	0	-3.40
Czemierniki	50,000.00	50,000.00	0.00	0	-3.40
Dęblin	72,000.00	72,000.00	0.00	0	-3.40
Dębowa Kłoda	80,000.00	80,000.00	0.00	0	-3.40
Dołhobyczów	35,000.00	35,000.00	0.00	0	-3.40
Dorohusk	100,000.00	100,000.00	0.00	0	-3.40
Drelów	5,000.00	5,000.00	0.00	0	-3.40
Dubienka	0.00	0.00	0.00	0	-3.40
Dzwola	135,000.00	135,000.00	0.00	0	-3.40
Fajslawice	160,000.00	160,000.00	0.00	0	-3.40
Firlej	30,000.00	30,000.00	0.00	0	-3.40
Frampol	120,000.00	120,000.00	0.00	0	-3.40
Garbów	130,000.00	130,000.00	0.00	0	-3.40
Goraj	65,000.00	65,000.00	0.00	0	-3.40
Gorzków-Osada	43,000.00	43,000.00	0.00	0	-3.40
Gościeradów	11,000,000.00	11,000,000.00	0.00	0	-3.40
Hanna	0.00	0.00	0.00	0	-3.40
Hańsk Pierwszy	70,000.00	70,000.00	0.00	0	-3.40
Horodło	0.00	0.00	0.00	0	-3.40
Jabłonna-Majątek	150,000.00	150,000.00	0.00	0	-3.40
Jakubowice Muro- wane	120,000.00	120,000.00	0.00	0	-3.40
Janowiec	53,000.00	53,000.00	0.00	0	-3.40
Janów Lubelski	434,000.00	434,000.00	0.00	0	-3.40
Janów Podlaski	65,000.00	65,000.00	0.00	0	-3.40
Jarczów	50,000.00	50,000.00	0.00	0	-3.40
Jeziorany	135,000.00	135,000.00	0.00	0	-3.40
Józefów	900,000.00	900,000.00	0.00	0	-3.40
Józefów nad Wisłą	80,000.00	80,000.00	0.00	0	-3.40
Kamień	60,000.00	60,000.00	0.00	0	-3.40
Kamionka	50,000.00	50,000.00	0.00	0	-3.40
Kazimierz Dolny	140,000.00	140,000.00	0.00	0	-3.40
Kłoczew	80,000.00	80,000.00	0.00	0	-3.40
Kobylany	0.00	0.00	0.00	0	-3.40
Kock	5,000.00	5,000.00	0.00	0	-3.40
Konstantynów	30,000.00	30,000.00	0.00	0	-3.40
Krasnystaw	117,000.00	117,000.00	0.00	0	-3.40
Kraśniczyn	50,000.00	50,000.00	0.00	0	-3.40
Krzczonów	28,000.00	28,000.00	0.00	0	-3.40

Kurów	129,500.00	129,500.00	0.00	0	-3.40
Leśniowice	52,000.00	52,000.00	0.00	0	-3.40
Lubartów	1,547,750.00	1,547,750.00	0.00	0	-3.40
Ludwin	0.00	0.00	0.00	0	-3.40
Łaszczów	140,000.00	140,000.00	0.00	0	-3.40
Łaziska	80,500.00	80,500.00	0.00	0	-3.40
Łęczna	210,000.00	210,000.00	0.00	0	-3.40
Łomazy	75,000.00	75,000.00	0.00	0	-3.40
Łopiennik Górny	63,000.00	63,000.00	0.00	0	-3.40
Mełgiew	160,000.00	160,000.00	0.00	0	-3.40
Miączyn	100,000.00	100,000.00	0.00	0	-3.40
Michów	109,000.00	109,000.00	0.00	0	-3.40
Milanów	70,000.00	70,000.00	0.00	0	-3.40
Mircze	60,000.00	60,000.00	0.00	0	-3.40
Modliborzyce	124,000.00	124,000.00	0.00	0	-3.40
Niedzwica Duża	60,000.00	60,000.00	0.00	0	-3.40
Nielisz	60,000.00	60,000.00	0.00	0	-3.40
Niemce	265,000.00	265,000.00	0.00	0	-3.40
Nowodwór	15,000.00	15,000.00	0.00	0	-3.40
Obsza	200,000.00	200,000.00	0.00	0	-3.40
Ostrów Lubelski	69,000.00	69,000.00	0.00	0	-3.40
Panieńszczyzna	130,000.00	130,000.00	0.00	0	-3.40
Piaski	165,000.00	165,000.00	0.00	0	-3.40
Podedwórze	0.00	2,000.00	2,000.00	100	100.00
Pokrówka	335,000.00	335,000.00	0.00	0	-3.40
Potok Górny	100,000.00	100,000.00	0.00	0	-3.40
Potok Wielki	109,500.00	109,500.00	0.00	0	-3.40
Radecznica	0.00	198,700.00	198,700.00	100	100.00
Radzyń Podlaski	100,000.00	100,000.00	0.00	0	-3.40
Rejowiec	75,000.00	75,000.00	0.00	0	-3.40
Ruda-Huta	75,000.00	75,000.00	0.00	0	-3.40
Rudnik	20,000.00	20,000.00	0.00	0	-3.40
Ryki	290,000.00	290,000.00	0.00	0	-3.40
Serniki	42,000.00	42,000.00	0.00	0	-3.40
Serokomla	48,000.00	48,000.00	0.00	0	-3.40
Siedliszcze	134,200.00	134,200.00	0.00	0	-3.40
Sitno	150,000.00	150,000.00	0.00	0	-3.40
Skierbieszów	65,000.00	65,000.00	0.00	0	-3.40
Sławatycze	25,000.00	25,000.00	0.00	0	-3.40
Sosnowica	10,000.00	10,000.00	0.00	0	-3.40
Stanin	100,000.00	100,000.00	0.00	0	-3.40
Stary Brus	23,000.00	23,000.00	0.00	0	-3.40
Stary Zamość	110,000.00	110,000.00	0.00	0	-3.40
Stężyca	110,000.00	110,000.00	0.00	0	-3.40
Stoczek Łukowski	60,000.00	60,000.00	0.00	0	-3.40
Strzyżewice	160,000.00	160,000.00	0.00	0	-3.40
Susiec	120,000.00	120,000.00	0.00	0	-3.40
Szastarka	72,500.00	72,500.00	0.00	0	-3.40
Tarnawatka	20,000.00	20,000.00	0.00	0	-3.40
Telatyn	42,000.00	42,000.00	0.00	0	-3.40
Terespol	179,900.00	179,900.00	0.00	0	-3.40
Terpentyna	100,000.00	100,000.00	0.00	0	-3.40
Tomaszów Lubelski	651,000.00	651,000.00	0.00	0	-3.40
Trzebieszów	40,000.00	40,000.00	0.00	0	-3.40
Trzydnik Duży	150,600.00	150,600.00	0.00	0	-3.40
Turobin	110,000.00	110,000.00	0.00	0	-3.40
Tyszowce	200,000.00	200,000.00	0.00	0	-3.40
Uchanie	4,000.00	4,000.00	0.00	0	-3.40
Wierzbica-Osiedle	66,000.00	66,000.00	0.00	0	-3.40

Wilkołaz Pierwszy	151,000.00	151,000.00	0.00	0	-3.40
Wisznice	98,000.00	98,000.00	0.00	0	-3.40
Włodawa	67,000.00	67,000.00	0.00	0	-3.40
Wohyń	25,000.00	25,000.00	0.00	0	-3.40
Wojciechów	20,000.00	20,000.00	0.00	0	-3.40
Wojcieszków	80,000.00	80,000.00	0.00	0	-3.40
Wojślawice	70,000.00	70,000.00	0.00	0	-3.40
Wola Mysłowska	10,000.00	10,000.00	0.00	0	-3.40
Wola Uhruska	120,000.00	120,000.00	0.00	0	-3.40
Wyryki	40,000.00	40,000.00	0.00	0	-3.40
Wysokie	2,000.00	2,000.00	0.00	0	-3.40
Zakrzew	7,000.00	7,000.00	0.00	0	-3.40
Zalesie	80,000.00	80,000.00	0.00	0	-3.40
Zwierzyniec	180,000.00	180,000.00	0.00	0	-3.40
Żmudź	120,000.00	120,000.00	0.00	0	-3.40
Żyrzyn	80,000.00	80,000.00	0.00	0	-3.40
Biała Podlaska	4,174,350.00	4,184,921.00	10,571.00	0	-3.15
Kąkolewnica	117,000.00	118,000.00	1,000.00	1	-2.55
Opole Lubelskie	396,000.00	400,000.00	4,000.00	1	-2.39
Międzyrzec Podlaski	686,500.00	701,500.00	15,000.00	2	-1.22
Bychawa	269,300.00	275,800.00	6,500.00	2	-0.99
Świdnik	3,171,780.00	3,257,150.00	85,370.00	3	-0.71
Motycz	175,000.00	180,000.00	5,000.00	3	-0.54
Krasnobród	180,200.00	185,666.00	5,466.00	3	-0.37
Hrubieszów	1,178,491.00	1,219,089.00	40,598.00	3	0.04
Urzędów	204,800.00	213,000.00	8,200.00	4	0.60
Stary Uścimów	43,000.00	45,000.00	2,000.00	5	1.25
Poniatowa	316,000.00	331,000.00	15,000.00	5	1.35
Krasnystaw	828,000.00	869,000.00	41,000.00	5	1.55
Urszulin	47,000.00	50,000.00	3,000.00	6	2.98
Rokitno	31,000.00	33,000.00	2,000.00	6	3.05
Leśna Podlaska	61,000.00	65,000.00	4,000.00	7	3.16
Biłgoraj	2,205,000.00	2,350,000.00	145,000.00	7	3.18
Krzywdą	140,000.00	150,000.00	10,000.00	7	3.74
Rejowiec Fabryczny	146,000.00	157,000.00	11,000.00	8	4.13
Trzeszczany					
Pierwsze	65,000.00	70,000.00	5,000.00	8	4.29
Ulan-Majorat	110,000.00	120,000.00	10,000.00	9	5.69
Werbkowice	327,000.00	357,000.00	30,000.00	9	5.77
Łukowa	150,000.00	165,000.00	15,000.00	10	6.60
Łabunie	90,500.00	101,000.00	10,500.00	12	8.20
Tarnogród	212,000.00	238,000.00	26000.00	12	8.86
Szczebrzeszyn	382,952.00	430,000.00	47,048.00	12	8.89
Księżpol	168,000.00	190,000.00	22,000.00	13	9.70
Hrubieszów	425,000.00	485,000.00	60,000.00	14	10.72
Annopol	166,000.00	190,000.00	24,000.00	14	11.06
Piszczac	100,000.00	115,000.00	15,000.00	15	11.60
Bełżec	60,000.00	70000.00	10,000.00	17	13.27
Jabłoń	30,000.00	35,000.00	5,000.00	17	13.27
Krynice	60,000.00	70,000.00	10,000.00	17	13.27
Siennica Różana	60,000.00	70,000.00	10,000.00	17	13.27
Stoczek Łukowski	60,000.00	70,000.00	10,000.00	17	13.27
Borki	100,000.00	120,000.00	20,000.00	20	16.60
Izbica	25,000.00	30,000.00	5,000.00	20	16.60
Rybczewice	50,000.00	60,000.00	10,000.00	20	16.60
Rejowiec Fabryczny	53,000.00	64,000.00	11,000.00	21	17.35
Lublin	45,000,000.00	55,000,000.00	10,000,000.00	22	18.82
Parczew	169,200.00	209,200.00	40,000.00	24	20.24
Godziszów Trzeci	20,000.00	25,000.00	5,000.00	25	21.60

Ostrówek	4,000.00	5,000.00	1,000.00	25	21.60
Rachanie	80,000.00	100,000.00	20,000.00	25	21.60
Ułhówek	40,000.00	50,000.00	10,000.00	25	21.60
Lubartów	143,000.00	180,000.00	37,000.00	26	22.47
Tomaszów Lubelski	277,820.00	356,000.00	78,180.00	28	24.74
Niedźwiada	60,000.00	80,000.00	20,000.00	33	29.93
Ułęż	15,000.00	20,000.00	5,000.00	33	29.93
Lubycza Królewska	384,900.00	524,660.00	139,760.00	36	32.91
Sawin	50,000.00	53,000.00	3,000.00	6	2.60
Żółkiewka	91,000.00	135,000.00	44,000.00	48	44.95
Międzyrzec Podlaski	70,000.00	70,000.00	0.00	0	-3.40

Table 17. Nominal summaries, as well as in terms of % change of the real value of funds in particular communes/towns of Lublin Voivodeship under the programmes of cooperation with non-governmental organisations in 2020 and 2021.

Communes/towns in Opole Voivodeship	Amounts in programmes in 2020 (PLN)	Amounts in programmes in 2021 (PLN)	Change in amounts in programmes in 2021 and 2020 (PLN)	Change in amounts in programmes in 2021 and 2020 (%)	Change in amounts in programmes in 2021 and 2020 adjusted for inflation (%)
Baborów	120,000.00	120,000.00	0.00	0	-3.40
Biała	335,000.00	335,000.00	0.00	0	-3.40
Bierawa	385,000.00	380,000.00	-5,000.00	-1	-4.70
Branice	190,000.00	190,000.00	0.00	0	-3.40
Brzeg	1,500,000.00	2,600,000.00	1,100,000.00	73	69.93
Byczyna	30,000.00	30,000.00	0.00	0	-3.40
Chrzastowice	378,000.00	378,000.00	0.00	0	-3.40
Cisek	200,000.00	200,000.00	0.00	0	-3.40
Dąbrowa	450,000.00	250,000.00	-200,000.00	-44	-47.84
Dobrodzień	282,000.00	320,500.00	38,500.00	14	10.25
Dobrzeń Wielki	500,000.00	555,000.00	55,000.00	11	7.60
Domaszowice	50,000.00	50,000.00	0.00	0	-3.40
Głogówek	387,000.00	365,000.00	-22,000.00	-6	-9.08
Głubczyce	350,000.00	350,000.00	0.00	0	-3.40
Głucholazy	710,000.00	950,000.00	240,000.00	34	30.40
Gogolin	730,000.00	660,000.00	-70,000.00	-10	-12.99
Gorzów Śląski	170,000.00	170,000.00	0.00	0	-3.40
Grodków	579,880.00	1,218,400.00	638,520.00	110	106.71
Izbicko	192,000.00	185,000.00	-7,000.00	-4	-7.05
Jemielnica	220,000.00	220,000.00	0.00	0	-3.40
Kamiennik	60,000.00	60,000.00	0.00	0	-3.40
Kędzierzyn-Koźle	1,000,000.00	1,000,000.00	0.00	0	-3.40
Kietrz	323,000.00	322,000.00	-1,000.00	0	-3.71
Kluczbork	1,500,000.00	1,500,000.00	0.00	0	-3.40
Kolonowskie	260,000.00	260,000.00	0.00	0	-3.40
Komprachcice	300,000.00	300,000.00	0.00	0	-3.40
Korfantów	176,500.00	176,500.00	0.00	0	-3.40
Krapkowice	250,000.00	250,000.00	0.00	0	-3.40
Leśnica	360,000.00	360,000.00	0.00	0	-3.40
Lewin Brzeski	158,000.00	161,000.00	3,000.00	2	-1.50
Lubrza	85,000.00	85,000.00	0.00	0	-3.40
Lubsza	60,000.00	60,000.00	0.00	0	-3.40
Łambinowice	219,200.00	218,000.00	-1,200.00	-1	-3.95
Łubniany	520,000.00	600,000.00	80,000.00	1	11.98
Murów	268,000.00	255,000.00	-13,000.00	-	-8.25
Namysłów	759,000.00	854,000.00	95,000.00	13	9.12
Niemodlin	200,000.00	200,000.00	0.00	0	-3.40

Nysa	900,000.00	698,000.00	-202,000.00	-22	-25.84
Olesno	480,000.00	450,000.00	-30,000.00	-6	-9.65
Olszanka	130,000.00	113,000.00	-17,000.00	-13	-16.48
Opole	10,000,000.00	10,000,000.00	0.00	0	-3.40
Otmuchów	324,000.00	317,000.00	-7,000.00	-2	-5.56
Ozimek	205,000.00	205,000.00	0.00	0	-3.40
Paczków	90,000.00	90,000.00	0.00	0	-3.40
Pakosławice	3,000.00	3,000.00	0.00	0	-3.40
Pokój	142,000.00	225,000.00	83,000.00	58	55.05
Polska Cerekiew	182,500.00	158,500.00	-24,000.00	-13	-16.55
Popielów	335,000.00	325,000.00	-10,000.00	-3	-6.39
Praszka	42,000.00	56,000.00	14,000.00	33	29.93
Prószków	100,000.00	100,000.00	0.00	0	-3.40
Prudnik	172,000.00	156,000.00	-16,000.00	-9	-12.70
Reńska Wieś	218,000.00	248,000.00	30,000.00	14	10.36
Rudniki	190,000.00	190,000.00	0.00	0	-3.40
Skarbimierz	320,000.00	270,000.00	-50,000.00	-16	-19.03
Strzelce Opolskie	1,457,570.00	1,508,200.00	50,630.00	3	0.07
Strzeleczy	0.00	228,600.00	228,600.00	100	100.00
Strzeleczy	230,600.00	230,600.00	0.00	0	-3.40
Świerczów	45,000.00	50,000.00	5,000.00	11	7.71
Tarnów Opolski	150,000.00	150,000.00	0.00	0	-3.40
Tułowice	175,000.00	185,000.00	10,000.00	6	2.31
Turawa	381,000.00	406,000.00	25,000.00	7	3.16
Ujazd	315,000.00	315,000.00	0.00	0	-3.40
Walce	185,000.00	210,000.00	25,000.00	14	10.11
Wilków	55,000.00	65,000.00	10,000.00	18	14.78
Wołczyn	30,000.00	30,000.00	0.00	0	-3.40
Zawadzkie	389,000.00	369,000.00	-20,000.00	-5	-8.54
Zdzieszowice	30,000.00	30,000.00	0.00	0	-3.40
Zębowice	148,000.00	140,000.00	-8,000.00	-5	-8.81

Table 18. Nominal summaries, as well as in terms of changes in % of the real value of funds in particular communes/towns of Opole Voivodeship under the programmes of cooperation with non-governmental organisations in 2020 and 2021.

Communes/towns in Subcarpathian Voivodeship	Amounts in programmes in 2020 (PLN)	Amounts in programmes in 2021 (PLN)	Change in amounts in programmes in 2021 and 2020 (PLN)	Change in amounts in programmes in 2021 and 2020 (%)	Change in amounts in programmes in 2021 and 2020 adjusted for inflation (%)
Czarna	8,000.00	0.00	-8,000.00	-100	-100.00
Komańcza	38,500.00	0.00	-38,500.00	-100	-100.00
Przemyśl	10,000.00	0.00	-10,000.00	-100	-100.00
Pysznica	0.00	0.00	0.00	0	-3.40
Wiązownica	0.00	0.00	0.00	0	-3.40
Strzyżów	134,000.00	95,000.00	-39,000.00	-29	-32.50
Radomyśl Wielki	190,000.00	30,000.00	-160,000.00	-84	-87.61
Polańczyk	430,000.00	100,000.00	-330,000.00	-77	-80.14
Jarosław	950,000.00	350,000.00	-600,000.00	-63	-66.56
Sieniawa	0.00	0.00	0.00	0	-3.40
Czarna	40,000.00	20,000.00	-20,000.00	-50	-53.40
Tyrawa Wołoska	0.00	10,000.00	10,000.00	100	100.00
Zagórz	0.00	0.00	0.00	0	-3.40
Nowa Dęba	95,000.00	90,000.00	-5,000.00	-5	-8.66
Zaleszany	0.00	0.00	0.00	0	-3.40
Czarna	30,000.00	20,000.00	-10,000.00	-33	-36.73
Oleszyce	0.00	0.00	0.00	0	-3.40

Kolbuszowa	1,304,500.00	884,000.00	-420,500.00	-32	-35.63
Lesko	475,000.00	342,000.00	-133,000.00	-28	-31.40
Gawłuszowice	20,000.00	15,000.00	-5,000.00	-25	-28.40
Dębica	1,300,000.00	1,000,000.00	-300,000.00	-23	-26.48
Ulanów	390,000.00	300,000.00	-90,000.00	-23	-26.48
Skołyszyn	386,272.00	304,255.00	-82,017.00	-21	-24.63
Stalowa Wola	3,844,609.00	3,065,500.00	-779,109.00	-20	-23.66
Dubiecko	75,000.00	60,000.00	-15,000.00	-20	-23.40
Narol	150,000.00	120,000.00	-30,000.00	-20	-23.40
Błażowa	264,600.00	219,600.00	-45,000.00	-17	-20.41
Baranów Sandomi- erski	30,000.00	25,000.00	-5,000.00	-17	-20.07
Przemyśl	4,649,695.00	3,888,225.00	-761,470.00	-16	-19.78
Ustrzyki Dolne	936,000.00	803,500.00	-132,500.00	-14	-17.56
Nowy Żmigród	23,000.00	20,000.00	-3,000.00	-13	-16.44
Markowa	125,000.00	110,000.00	-15,000.00	-12	-15.40
Grodzisko Dolne	257,000.00	230,000.00	-27,000.00	-11	-13.91
Żołynia	272,000.00	250,000.00	-22,000.00	-8	-11.49
Adamówka	347,660.00	327,660.00	-20,000.00	-6	-9.15
Mielec	2,375,610.00	2,256,829.00	-118,781.00	-5	-8.40
Przeworsk	734,740.00	705,370.00	-29,370.00	-4	-7.40
Leżajsk	315,000.00	305,000.00	-10,000.00	-3	-6.57
Medyka	256,500.00	252,000.00	-4,500.00	-2	-5.15
Nowa Sarzyna	734,555.00	723,200.00	-11,355.00	-2	-4.95
Świlcza	668,800.00	660,940.00	-7,860.00	-1	-4.58
Krzywcza	48,412.00	47,879.00	-533.00	-1	-4.50
Brzostek	962,080.00	955,235.00	-6,845.00	-1	-4.11
Besko	5,000.00	5,000.00	0.00	0	-3.40
Białobrzegi	210,842.00	210,842.00	0.00	0	-3.40
Bircza	0.00	0.00	0.00	0	-3.40
Boguchwała	300,000.00	300,000.00	0.00	0	-3.40
Borowa	20,000.00	20,000.00	0.00	0	-3.40
Brzozów	0.00	0.00	0.00	0	-3.40
Brzyska	0.00	0.00	0.00	0	-3.40
Bukowsko	30,000.00	30,000.00	0.00	0	-3.40
Chłopice	64,000.00	64,000.00	0.00	0	-3.40
Chmielnik	60,500.00	60,500.00	0.00	0	-3.40
Cieszanów	145,000.00	145,000.00	0.00	0	-3.40
Cmolas	0.00	0.00	0.00	0	-3.40
Czudec	0.00	0.00	0.00	0	-3.40
Dębica	250,000.00	250,000.00	0.00	0	-3.40
Domaradz	0.00	0.00	0.00	0	-3.40
Dukla	300,000.00	300,000.00	0.00	0	-3.40
Dynów	0.00	0.00	0.00	0	-3.40
Dzikowiec	90,000.00	90,000.00	0.00	0	-3.40
Gać	41,000.00	41,000.00	0.00	0	-3.40
Głogów Małopolski	350,000.00	350,000.00	0.00	0	-3.40
Gorzyce	300,000.00	300,000.00	0.00	0	-3.40
Grębów	0.00	0.00	0.00	0	-3.40
Haczów	0.00	0.00	0.00	0	-3.40
Harasiuki	50,000.00	50,000.00	0.00	0	-3.40
Iwierzycy	17,000.00	17,000.00	0.00	0	-3.40
Iwonicz-Zdrój	30,000.00	30,000.00	0.00	0	-3.40
Jarosław	3,000,000.00	3,000,000.00	0.00	0	-3.40
Jasło	0.00	0.00	0.00	0	-3.40
Jodłowa	22,000.00	22,000.00	0.00	0	-3.40
Krasne	364,000.00	364,000.00	0.00	0	-3.40
Krempna	15,000.00	15,000.00	0.00	0	-3.40
Krosno	3,500,000.00	3,500,000.00	0.00	0	-3.40

Krzeszów	0.00	0.00	0.00	0	-3.40
Kuryłówka	0.00	0.00	0.00	0	-3.40
Leżajsk	0.00	0.00	0.00	0	-3.40
Lubaczów	0.00	0.00	0.00	0	-3.40
Lubaczów	10,000.00	10,000.00	0.00	0	-3.40
Lubenia	0.00	0.00	0.00	0	-3.40
Lutowiska	0.00	0.00	0.00	0	-3.40
Łańcut	0.00	0.00	0.00	0	-3.40
Majdan Królewski	0.00	0.00	0.00	0	-3.40
Miejsce Piastowe	60,000.00	60,000.00	0.00	0	-3.40
Mielec	265,000.00	265,000.00	0.00	0	-3.40
Niebylec	80,000.00	80,000.00	0.00	0	-3.40
Nisko	242,000.00	242,000.00	0.00	0	-3.40
Nozdrzec	5,000.00	5,000.00	0.00	0	-3.40
Osiek Jasielski	15,000.00	15,000.00	0.00	0	-3.40
Padew Narodowa	18,500.00	18,500.00	0.00	0	-3.40
Pruchnik	60,000.00	60,000.00	0.00	0	-3.40
Przeclaw	60,000.00	60,000.00	0.00	0	-3.40
Przeworsk	0.00	0.00	0.00	0	-3.40
Radymno	0.00	0.00	0.00	0	-3.40
Radymno	0.00	0.00	0.00	0	-3.40
Raniżów	20,000.00	20,000.00	0.00	0	-3.40
Rokietnica	0.00	118,903.00	118,903.00	100	100.00
Rożwienica	164,000.00	164,000.00	0.00	0	-3.40
Rudnik nad Sanem	876,026.00	876,026.00	0.00	0	-3.40
Rymanów	0.00	0.00	0.00	0	-3.40
Sanok	0.00	3,236,040.00	3,236,040.00	100	100.00
Tyczyn	1,250,000.00	1,250,000.00	0.00	0	-3.40
Wielkie Oczy	63,000.00	63,000.00	0.00	0%	-3.40
Wielopole Skrzyńskie	38,000.00	38,000.00	0.00	0	-3.40
Wiśniowa	50,000.00	50,000.00	0.00	0	-3.40
Wojaszówka	0.00	202,000.00	202,000.00	100	100.00
Zaklików	30,000.00	30,000.00	0.00	0	-3.40
Czermin	97,600.00	100,000.00	2,400.00	2	-0.94
Korczyna	782,000.00	802,783.00	20,783.00	3	-0.74
Tarnowiec	146,100.00	150,000.00	3,900.00	3	-0.73
Jarocin	130,000.00	134,000.00	4,000.00	3	-0.32
Zarszyn	61,734,000.00	64,000,000.00	2,266,000.00	4	0.27
Dębowiec	135,000.00	140,000.00	5,000.00	4	0.30
Jasienica Rosielna	24,000.00	25,000.00	1,000.00	4	0.77
Rzeszów	9,621,350.00	10,157,270.00	535,920.00	6	2.17
Dynów	85,000.00	90,000.00	5,000.00	6	2.48
Orły	264,405.00	280,000.00	15,595.00	6	2.50
Zarzecze	292,554.00	310,100.00	17,546.00	6	2.60
Jedlicze	285,000.00	302,500.00	17,500.00	6	2.74
Olszanica	87,000.00	92,500.00	5,500.00	6	2.92
Pilzno	360,000.00	390,000.00	30,000.00	8	4.93
Stubno	71,000.00	77,000.00	6,000.00	8	5.05
Dydnia	343,000.00	373,000.00	30,000.00	9	5.35
Sokołów Małopolski	25,000.00	28,000.00	3,000.00	12	8.60
Jasło	2,770,302.00	3,164,977.00	394,675.00	14	10.85
Sędziszów Małopol- ski	700,000.00	800,000.00	100,000.00	14	10.89
Ropczyce	353,000.00	408,000.00	55,000.00	16	12.18
Łańcut	605,000.00	701,000.00	96,000.00	16	12.47
Wadowice Górne	30,000.00	35,000.00	5,000.00	17	13.27
Żyraków	200,000.00	235,000.00	35,000.00	18	14.10
Bojanów	147,000.00	173,000.00	26,000.00	18	14.29
Kańczuga	378,500.00	450,000.00	71,500.00	19	15.49



Krościenko Wyżne	143,700.00	177,899.00	34,199.00	24	20.40
Tarnobrzeg	2,222,000.00	2,757,000.00	535,000.00	24	20.68
Hyżne	19,000.00	24,000.00	5,000.00	26	22.92
Trzebownik	10,000,000.00	13,000,000.00	3,000,000.00	30	26.60
Frysztak	463,000.00	605,600.00	142,600.00	31	27.40
Jarosław	0.00	0.00	0.00	0	-3.40
Horyniec-Zdrój	0.00	0.00	0.00	0	-3.40
Kołaczyce	0.00	0.00	0.00	0	-3.40
Chorkówka	0.00	403,000.00	403,000.00	100	100.00
Tryńcza	0.00	0.00	0.00	0	-3.40
Jaślicka	6,000.00	6,000.00	0.00	0	-3.40
Cisna	0.00	0.00	0.00	0	-3.40
Jeżowe	0.00	0.00	0.00	0	-3.40

Table 19. Nominal statements, as well as in terms of changes in % of the real value of funds in particular communes/towns of Subcarpathian Voivodeship under the programmes of co-operation with non-governmental organisations in 2020 and 2021.

Communes/towns in Warmian-Masurian Voivodeship	Amounts in programmes in 2020 (PLN)	Amounts in programmes in 2021 (PLN)	Change in amounts in programmes in 2021 and 2020 (PLN)	Change in amounts in programmes in 2021 and 2020 (%)	Change in amounts in programmes in 2021 and 2020 adjusted for inflation (%)
Frombork	20,000.00	20,000.00	0.00	0	-3.40
Szczytno	130,000.00	130,000.00	0.00	0	-3.40
Rychliki	50,000.00	35,000.00	-15,000.00	-30	-33.40
Purda	1,684,050.00	100,000.00	-1,584,050.00	-94	-97.46
Ryn	45,000.00	45,000.00	0.00	0	-3.40
Gietrzwałd	143,000.00	151,000.00	8,000.00	6	2.19
Górowo Iławeckie	16,000.00	3,000.00	-13,000.00	-81	-84.65
Bartoszyce	490,000.00	490,000.00	0.00	0	-3.40
Jedwabno	60,000.00	20,000.00	-40,000.00	-67	-70.07
Płońnica	2,000.00	8,000.00	6,000.00	300	296.60
Lidzbark Warmiński	50,000.00	30,000.00	-20,000.00	-40	-43.40
Mragowo	120,300.00	73,800.00	-46,500.00	-39	-42.05
Gierzwałd	100,000.00	70,000.00	-30,000.00	-30	-33.40
Węgorzewo	188,500.00	150,500.00	-38,000.00	-20	-23.56
Stawiguda	270,000.00	220,000.00	-50,000.00	-19	-21.92
Banie Mazurskie	55,000.00	45,000.00	-10,000.00	-18	-21.58
Pasłęk	251,000.00	225,000.00	-26,000.00	-10	-13.76
Jeżiorany	145,000.00	135,000.00	-10,000.00	-7	-10.30
Braniewo	55,000.00	51,750.00	-3,250.00	-6	-9.31
Dobre Miasto	50,000.00	47,500.00	-2,500.00	-5	-8.40
Godkowo	198,000.00	189,000.00	-9,000.00	-5	-7.95
Zalewo	155,400.00	149,400.00	-6,000.00	-4	-7.26
Iława	583,000.00	563,000.00	-20,000.00	-3	-6.83
Miłomłyn	68,740.00	67,740.00	-1,000.00	-1	-4.85
Barciany	110,000.00	110,000.00	0.00	0	-3.40
Budry	10,000.00	10,000.00	0.00	0	-3.40
Dubeninki	15,000.00	15,000.00	0.00	0	-3.40
Elbląg	32,500.00	32,500.00	0.00	0	-3.40
Elk	2,035,000.00	2,035,000.00	0.00	0	-3.40
Elk	90,000.00	90,000.00	0.00	0	-3.40
Giżycko	91,000.00	91,000.00	0.00	0	-3.40
Giżycko	626,000.00	626,000.00	0.00	0	-3.40
Gołdap	459,000.00	459,000.00	0.00	0	-3.40
Górowo Iławeckie	5,000.00	5,000.00	0.00	0	-3.40
Gronowo Elbląskie	10,000.00	10,000.00	0.00	0	-3.40
Iława	150,000.00	150,000.00	0.00	0	-3.40



Iłowo-Osada	0.00	1,116,378.00	1,116,378.00	100	100.00
Janowo	16,000.00	16,000.00	0.00	0	-3.40
Kalinowo	102,000.00	102,000.00	0.00	0	-3.40
Kętrzyn	631,000.00	631,000.00	0.00	0	-3.40
Kętrzyn	0.00	0.00	0.00	0	-3.40
Kiwity	13,000.00	13,000.00	0.00	0	-3.40
Kozłowo	10,000.00	10,000.00	0.00	0	-3.40
Kruklanki	60,000.00	60,000.00	0.00	0	-3.40
Lidzbark Warmiński	350,000.00	350,000.00	0.00	0	-3.40
Lubawa	450,000.00	450,000.00	0.00	0	-3.40
Lubomino	98,940.00	98,940.00	0.00	0	-3.40
Łukta	381,500.00	381,500.00	0.00	0	-3.40
Małdyty	40,000.00	40,000.00	0.00	0	-3.40
Milki	50,000.00	50,000.00	0.00	0	-3.40
Młynary	50,000.00	50,000.00	0.00	0	-3.40
Mragowo	500,000.00	500,000.00	0.00	0	-3.40
Nidzica	135,000.00	135,000.00	0.00	0	-3.40
Olsztyn	0.00	0.00	0.00	0	-3.40
Orneta	83,000.00	83,000.00	0.00	0	-3.40
Pieniężno	55,000.00	55,000.00	0.00	0	-3.40
Płoskinia	20,000.00	20,000.00	0.00	0	-3.40
Pozezdrze	22,000.00	22,000.00	0.00	0	-3.40
Rozogi	20,000.00	20,000.00	0.00	0	-3.40
Sępól	0.00	112,800.00	112,800.00	100	100.00
Sorkwity	40,000.00	40,000.00	0.00	0	-3.40
Srokowo	29,000.00	29,000.00	0.00	0	-3.40
Susz	320,000.00	320,000.00	0.00	0	-3.40
Świątki	30,000.00	30,000.00	0.00	0	-3.40
Świątajno	24,000.00	24,000.00	0.00	0	-3.40
Olsztynek	293,500.00	293,570.00	70.00	0	-3.38
Lidzbark	795,680.00	796,800.00	1,120.00	0	-3.26
Ostróda	1,408,925.00	1,413,676.00	4,751.00	0	-3.06
Pisz	1,334,500.00	1,339,500.00	5,000.00	0	-3.03
Dąbrówno	104,500.00	105,000.00	500.00	0	-2.92
Wielbark	1,060,470.00	1,070,229.00	9,759.00	1	-2.48
Grodziczno	192,000.00	195,000.00	3,000.00	2	-1.84
Bisztynek	112,073.00	114,000.00	1,927.00	2	-1.68
Lubawa	381,000.00	391,000.00	10,000.00	3	-0.78
Korsze	262,600.00	270,000.00	7,400.00	3	-0.58
Dywity	330,000.00	340,000.00	10,000.00	3	-0.37
Olecko	439,000.00	460,000.00	21,000.00	5	1.38
Kisielice	133,000.00	140,000.00	7,000.00	5	1.86
Markusy	30,000.00	31,600.00	1,600.00	5	1.93
Szczytno	619,000.00	665,200.00	46,200.00	7	4.06
Kolno	66,000.00	71,000.00	5,000.00	8	4.18
Wydmyny	156,000.00	168,000.00	12,000.00	8	4.29
Janowiec Kościelny	37,000.00	40,000.00	3,000.00	8	4.71
Ruciane-Nida	83,000.00	90,000.00	7,000.00	8	5.03
Świątajno	22,000.00	24,000.00	2,000.00	9	5.69
Nowe Miasto Lubawskie	804,299.00	878,493.00	74,194.00	9	5.82
Dźwierzuty	16,759.00	18,420.00	1,661.00	10	6.51
Reszel	264,700.00	294,550.00	29,850.00	11	7.88
Stare Juchy	67,000.00	75,000.00	8,000.00	12	8.54
Milejewo	40,000.00	45,000.00	5,000.00	13	9.10
Elbląg	10,503,000.00	11,833,800.00	1,330,800.00	13	9.27
Rybno	150,000.00	173,000.00	23,000.00	15	11.93
Barczewo	318,500.00	368,000.00	49,500.00	16	12.14
Orzysz	229,000.00	265,000.00	36,000.00	16	12.32

Mikołajki	1,479,842.00	1,726,260.00	246,418.00	17	13.25
Biała Piska	300,000.00	350,000.00	50,000.00	17	13.27
Biskupiec	120,000.00	140,000.00	20,000.00	17	13.27
Bartoszyce	105,197.00	124,000.00	18,803.00	18	14.47
Ostróda	4,046,573.00	4,834,584.00	788,011.00	19	16.07
Prostki	124,100.00	150,000.00	25,900.00	21	17.47
Biskupiec	1,488,000.00	1,805,000.00	317,000.00	21	17.90
Wieliczki	4,000.00	5,000.00	1,000.00	25	21.60
Braniewo	127,000.00	160,000.00	33,000.00	26	22.58
Miłakowo	42,000.00	54,800.00	12,800.00	30	27.08
Tolknicko	92,000.00	121,500.00	29,500.00	32	28.67
Jonkowo	45,000.00	45,000.00	0.00	0	-3.40
Działdowo	15,000.00	15,000.00	0.00	0	-3.40
Piecki	188,000.00	219,000.00	31,000.00	16	13.09
Mszanowo	209,500.00	451,000.00	241,500.00	115	111.87
Morąg	1,958,350.00	2,062,000.00	103,650.00	5	1.89
Kowale Oleckie	40,000.00	75,000.00	35,000.00	88	84.10
Wilczęta	408,000.00	274,000.00	-134,000.00	-33	-36.24
Kurzętnik	140,000.00	138,000.00	-2,000.00	-1	-4.83
Lelkowo	15,000.00	15,000.00	0.00	0	-3.40

Table 20. Nominal statements, as well as in terms of changes in % of the real value of funds in particular communes/towns of Warmian-Masurian Voivodeship under the programmes of cooperation with non-governmental organisations in 2020 and 2021.

Communes/towns in Greater Poland Voivodeship	Amounts in programmes in 2020 (PLN)	Amounts in programmes in 2021 (PLN)	Change in amounts in programmes in 2021 and 2020 (PLN)	Change in amounts in programmes in 2021 and 2020 (%)	Change in amounts in programmes in 2021 and 2020 adjusted for inflation (%)
Kościan	2,115,618.00	1,788,460.00	-327,158.00	-15	-18.86
Książ Wielkopolski	168,250.00	20,000.00	-148,250.00	-88	-91.51
Złotów	140,000.00	150,000.00	10,000.00	7	3.74
Środa Wielkopolska	1,070,000.00	257,000.00	-813,000.00	-76	-79.38
Leszno	3,000,000.00	1,000,000.00	-2,000,000.00	-67	-70.07
Brzeziny	85,000.00	30,000.00	-55,000.00	-65	-68.11
Święciechowa	140,000.00	51,500.00	-88,500.00	-63	-66.61
Trzemeszno	358,000.00	136,000.00	-222,000.00	-62	-65.41
Gołuchów	400,000.00	200,000.00	-200,000.00	-50	-53.40
Kleczew	100,000.00	50,000.00	-50,000.00	-50	-53.40
Turek	82,000.00	41,000.00	-41,000.00	-50	-53.40
Gizałki	50,000.00	26,000.00	-24,000.00	-48	-51.40
Wyrzysk	336,000.00	104,000.00	-232,000.00	-69	-72.45
Chrzypsko Wielkie	37,500.00	60,500.00	23,000.00	61	57.93
Ryczywół	0.00	62,500.00	62,500.00	100	100.00
Nowy Tomyśl	400,000.00	250,000.00	-150,000.00	-38	-40.90
Wronki	480,000.00	300,000.00	-180,000.00	-38	-40.90
Rawicz	1,033,000.00	1,030,140.00	-2,860.00	0	-3.68
Dominowo	12,000.00	8,000.00	-4,000.00	-33	-36.73
Czempiń	76,000.00	56,000.00	-20,000.00	-26	-29.72
Trzcianka	764,000.00	563,000.00	-201,000.00	-26	-29.71
Sulmierzyce	60,000.00	45,000.00	-15,000.00	-25	-28.40
Borek Wielkopolski.	131,000.00	99,000.00	-32,000.00	-24	-27.83
Zaniemyśl	216,000.00	166,000.00	-50,000.00	-23	-26.55
Kawęczyn	149,500.00	115,000.00	-34,500.00	-23	-26.48
Puszczykowo	500,000.00	400,000.00	-100,000.00	-20	-23.40
Obrzycko	27,200.00	22,300.00	-4,900.00	-18	-21.41

Lądek	23,000.00	19,000.00	-4,000.00	-17	-20.79
Jutrosin	120,000.00	100,000.00	-20,000.00	-17	-20.07
Kleszczewo	22,500.00	19,000.00	-3,500.00	-16	-18.96
Zakrzewo	130,000.00	110,000.00	-20,000.00	-15	-18.78
Rychwał	176,500.00	150,000.00	-26,500.00	-15	-18.41
Miejska Górka	370,000.00	320,000.00	-50,000.00	-14	-16.91
Kaźmierz	30,000.00	26,000.00	-4,000.00	-13	-16.73
Pniewy	202,000.00	179,000.00	-23,000.00	-11	-14.79
Lipka	90,000.00	80,000.00	-10,000.00	-11	-14.51
Luboń	450,000.00	400,000.00	-50,000.00	-11	-14.51
Olszówka	45,000.00	40,000.00	-5,000.00	-11	-14.51
Sieraków	898,500.00	811,500.00	-87,000.00	-10	-13.08
Lwówek	170.00	154.00	-16.00	-9	-12.81
Chodzież	566,070.00	518,723.00	-47,347.00	-8	-11.76
Miłosław	86,500.00	80,000.00	-6,500.00	-8	-10.91
Ostrów Wielkopolski	3,928,700.00	3,650,700.00	-278,000.00	-7	-10.48
Tarnowo Podgórne	3,213,650.00	2,990,700.00	-222,950.00	-7	-10.34
Poznań	106,979,702.00	100,000,000.00	-6,979,702.00	-7	-9.92
Stare Miasto	217,000.00	203,000.00	-14,000.00	-6	-9.85
Krzykosy	38,000.00	36,000.00	-2,000.00	-5	-8.66
Stęszew	318,700.00	304,000.00	-14,700.00	-5	-8.01
Grodziec	80,000.00	77,000.00	-3,000.00	-4	-7.15
Opalenica	948,076.00	914,000.00	-34,076.00	-4	-6.99
Śrem	3,478,410.00	3,354,910.00	-123,500.00	-4	-6.95
Okonek	435,000.00	420,000.00	-15,000.00	-3	-6.85
Rogoźno	340,200.00	335,200.00	-5,000.00	-1	-4.87
Mosina	230,000.00	228,000.00	-2,000.00	-1	-4.27
Czarniejewo	212,500.00	212,000.00	-500.00	0	-3.64
Babiał	114,000.00	114,000.00	0.00	0	-3.40
Baranów	400,000.00	400,000.00	0.00	0	-3.40
Blizanów	0.00	75,000.00	75,000.00	100	100.00
Bojanowo	20,000.00	20,000.00	0.00	0	-3.40
Brodnica	30,000.00	30,000.00	0.00	0	-3.40
Brudzew	23,000.00	23,000.00	0.00	0	-3.40
Budzyń	5,000.00	5,000.00	0.00	0	-3.40
Buk	190,000.00	190,000.00	0.00	0	-3.40
Ceków	28,500.00	28,500.00	0.00	0	-3.40
Chocz	60,000.00	60,000.00	0.00	0	-3.40
Chodów	15,000.00	15,000.00	0.00	0	-3.40
Czarnków	350,000.00	350,000.00	0.00	0	-3.40
Czermin	20,000.00	20,000.00	0.00	0	-3.40
Damaszewek	6,360.00	6,360.00	0.00	0	-3.40
Dąbie	22,000.00	22,000.00	0.00	0	-3.40
Dobra	65,000.00	65,000.00	0.00	0	-3.40
Dobrzyca	37,000.00	37,000.00	0.00	0	-3.40
Dolsk	10,000.00	10,000.00	0.00	0	-3.40
Dopiewo	1,045,000.00	1,045,000.00	0.00	0	-3.40
Gniezno	100,000.00	100,000.00	0.00	0	-3.40
Gniezno	0.00	0.00	0.00	0	-3.40
Godziesze Wielkie	95,000.00	95,000.00	0.00	0	-3.40
Golina	105,000.00	105,000.00	0.00	0	-3.40
Grodzisk Wielkopolski	410,000.00	410,000.00	0.00	0	-3.40
Grzegorzew	110,900.00	110,900.00	0.00	0	-3.40
Jaraczewo	60,000.00	60,000.00	0.00	0	-3.40
Jarocin	0.00	24,959,320.00	24,959,320.00	100	100.00
Kazimierz Biskupi	140,000.00	140,000.00	0.00	0	-3.40
Kiszkowo	15,000.00	15,000.00	0.00	0	-3.40
Kobylin	60,000.00	60,000.00	0.00	0	-3.40
Kołaczkowo	23,000.00	23,000.00	0.00	0	-3.40

Korzeniew (post of- fice)	60,000.00	60,000.00	0.00	0	-3.40
Kościelec	73,000.00	73,000.00	0.00	0	-3.40
Kotlin	50,000.00	50,000.00	0.00	0	-3.40
Koźminek	200,000.00	200,000.00	0.00	0	-3.40
Krajenka	255,000.00	255,000.00	0.00	0	-3.40
Krobia	200,000.00	200,000.00	0.00	0	-3.40
Krzymów	137,000.00	137,000.00	0.00	0	-3.40
Krzywiń	0.00	230,000.00	230,000.00	100	100.00
Kuślin	60,000.00	60,000.00	0.00	0	-3.40
Kwilcz	70,000.00	70,000.00	0.00	0	-3.40
Lubasz	134,000.00	134,000.00	0.00	0	-3.40
Łobżenica	250,000.00	250,000.00	0.00	0	-3.40
Łubowo	70,000.00	70,000.00	0.00	0	-3.40
Malanów	0.00	65,500.00	65,500.00	100	100.00
Margonin	0.00	20,000.00	20,000.00	100	100.00
Miedzichowo	0.00	0.00	0.00	0	-3.40
Mieleszyn	10,000.00	10,000.00	0.00	0	-3.40
Mikstat	0.00	118,800.00	118,800.00	100	100.00
Niechanowo	300,000.00	300,000.00	0.00	0	-3.40
Nowe Miasto nad Wartą	55,000.00	55,000.00	0.00	0	-3.40
Obrzycko	0.00	0.00	0.00	0	-3.40
Odolanów	400,000.00	400,000.00	0.00	0	-3.40
Opatówek	10,000.00	10,000.00	0.00	0	-3.40
Osieczna	150,000.00	150,000.00	0.00	0	-3.40
Ostroróg	0.00	38,000.00	38,000.00	100	100.00
Ostrowite	90,000.00	90,000.00	0.00	0	-3.40
Ostrów Wielkopolski	300,000.00	300,000.00	0.00	0	-3.40
Pakosław	72,000.00	72,000.00	0.00	0	-3.40
Perzów	77,000.00	77,000.00	0.00	0	-3.40
Piaski	160,000.00	160,000.00	0.00	0	-3.40
Pogorzela	75,000.00	75,000.00	0.00	0	-3.40
Połajewo	57,000.00	57,000.00	0.00	0	-3.40
Powidz	20,000.00	20,000.00	0.00	0	-3.40
Przedecz	3,000.00	3,000.00	0.00	0	-3.40
Przemęt	220,000.00	220,000.00	0.00	0	-3.40
Przygodzice	295,000.00	295,000.00	0.00	0	-3.40
Rakoniewice	20,000.00	20,000.00	0.00	0	-3.40
Raszków	200,000.00	200,000.00	0.00	0	-3.40
Rychtal	0.00	60,000.00	60,000.00	100	100.00
Sadlno	0.00	60,000.00	60,000.00	100	100.00
Siedlec	0.00	160,000.00	160,000.00	100	100.00
Sierszewice	180,000.00	180,000.00	0.00	0	-3.40
Skoki	380,000.00	380,000.00	0.00	0	-3.40
Skulsk	5,000.00	5,000.00	0.00	0	-3.40
Sompolno	8,000.00	8,000.00	0.00	0	-3.40
Sośnie	0.00	0.00	0.00	0	-3.40
Szamotuły	716,600.00	716,600.00	0.00	0	-3.40
Ślesin	55,000.00	55,000.00	0.00	0	-3.40
Tarnówka	12,000.00	12,000.00	0.00	0	-3.40
Trzcinica	0.00	0.00	0.00	0	-3.40
Turek	400,000.00	400,000.00	0.00	0	-3.40
Ujście	138,000.00	138,000.00	0.00	0	-3.40
Wągrowiec	150,000.00	150,000.00	0.00	0	-3.40
Wągrowiec	163,000.00	163,000.00	0.00	0	-3.40
Wijewo	61,000.00	61,000.00	0.00	0	-3.40
Witkowo	60,000.00	60,000.00	0.00	0	-3.40
Września	1,013,000.00	1,013,000.00	0.00	0	-3.40
Wysoka	248,600.00	248,600.00	0.00	0	-3.40

Zagórów	100,000.00	100,000.00	0.00	0	-3.40
Zbąszyń	265,000.00	265,000.00	0.00	0	-3.40
Żelazków	192,500.00	192,500.00	0.00	0	-3.40
Poniec	378,000.00	380,000.00	2,000.00	1	-2.87
Nekla	133,500.00	134,500.00	1,000.00	1	-2.65
Pleszew	2,228,700.00	2,248,700.00	20,000.00	1	-2.50
Kobyła Góra	101,000.00	102,000.00	1,000.00	1	-2.41
Stawiszyn	140,000.00	142,000.00	2,000.00	1	-1.97
Krzemieniewo	133,000.00	135,000.00	2,000.00	2	-1.90
Tuliszków	174,000.00	177,000.00	3,000.00	2	-1.68
Pobiedziska	270,953.00	276,000.00	5,047.00	2	-1.54
Wieleń	215,000.00	220,000.00	5,000.00	2	-1.07
Kłęcko	293,000.00	300,000.00	7,000.00	2	-1.01
Kostrzyn	487,000.00	499,320.00	12,320.00	3	-0.87
Kramsk	789,000.00	813,000.00	24,000.00	3	-0.36
Wielichowo	30,000.00	31,000.00	1,000.00	3	-0.07
Kalisz	17,383,114.00	17,994,324.00	611,210.00	4	0.12
Nowe Skalmierzyce	630,000.00	655,000.00	25,000.00	4	0.57
Wolsztyn	1,150,000.00	1,200,000.00	50,000.00	4	0.95
Czarnków	242,256.00	253,000.00	10,744.00	4	1.03
Krzyż Wielkopolski	200,000.00	210,000.00	10,000.00	5	1.60
Komorniki	495,000.00	520,000.00	25,000.00	5	1.65
Swarzędz	2,280,000.00	2,400,000.00	120,000.00	5	1.86
Gołańcz	379,500.00	399,500.00	20,000.00	5	1.87
Lipno	123,000.00	130,000.00	7,000.00	6	2.29
Szamocin	175,200.00	185,200.00	10,000.00	6	2.31
Międzychód	860,000.00	910,000.00	50,000.00	6	2.41
Konin	8,348,689.00	8,845,505.00	496,816.00	6	2.55
Koło	362,500.00	385,000.00	22,500.00	6	2.81
Kępno	750,000.00	800,000.00	50,000.00	7	3.27
Kórnik	895,000.00	955,000.00	60,000.00	7	3.30
Piła	1,861,254.00	1,992,000.00	130,746.00	7	3.62
Rozdrażew	42,000.00	45,000.00	3,000.00	7	3.74
Żerków	28,000.00	30,000.00	2,000.00	7	3.74
Duszniki	189,000.00	204,700.00	15,700.00	8	4.91
Strzałkowo	60,000.00	65,000.00	5,000.00	8	4.93
Zduny	152,900.00	166,000.00	13,100.00	9	5.17
Złotów	1,145,000.00	1,245,000.00	100,000.00	9	5.33
Pępowo	32,000.00	35,000.00	3,000.00	9	5.98
Krotoszyn	1,778,600.00	1,972,680.00	194,080.00	11	7.51
Drawsko	115,700.00	128,500.00	12,800.00	11	7.66
Czerwonak	126,000.00	140,000.00	14,000.00	11	7.71
Pyzdry	80,000.00	90,000.00	10,000.00	13	9.10
Mieścisko	97,000.00	110,000.00	13,000.00	13	10.00
Kraszewice	105,000.00	120,000.00	15,000.00	14	10.89
Osiek Mały	70,000.00	80,000.00	10,000.00	14	10.89
Rydzyňa	135,000.00	155,000.00	20,000.00	15	11.41
Rokietnica	260,000.00	300,000.00	40,000.00	15	11.98
Miasteczko Krajeńskie	27,500.00	32,000.00	4,500.00	16	12.96
Suchy Las	1,200,000.00	1,400,000.00	200,000.00	17	13.27
Bralin	110,000.00	130,000.00	20,000.00	18	14.78
Kłodawa	226,000.00	271,000.00	45,000.00	20	16.51
Łęka Opatowska	100,000.00	120,000.00	20,000.00	20	16.60
Orchowo	10,000.00	12,000.00	2,000.00	20	16.60
Oborniki	1,800,000.00	2,200,000.00	400,000.00	22	18.82
Czajków	149,500.00	189,131.00	39,631.00	27	23.11
Kamieniec	6,000.00	6,000.00	0.00	0	-3.40
Grabów nad Prosną	0.00	40,000.00	40,000.00	100	100.00

Granowo	30,000.00	40,000.00	10,000.00	33	29.93
Koźmin Wielkopolski	161,000.00	220,000.00	59,000.00	37	33.25
Ostrzeszów	2,334,000.00	3,297,000.00	963,000.00	41	37.86
Wapno	73,000.00	70,000.00	-3,000.00	-4	-7.51
Jastrowie	10,000.00	15,000.00	5,000.00	50	46.60
Koło	10,000.00	15,000.00	5,000.00	50	46.60
Doruchów	76,000.00	80,000.00	4,000.00	5	1.86
Słupca	88,000.00	140,000.00	52,000.00	59	55.69
Lisków	54,000.00	86,000.00	32,000.00	59	55.86
Śmigiel	0.00	119,000.00	119,000.00	100	100.00
Rzgów	35,000.00	60,000.00	25,000.00	71	68.03
Władysławów	0.00	88,000.00	88,000.00	100	100.00
Włoszakowice	90,000.00	170,000.00	80,000.00	89	85.49
Przykona	0.00	31,500.00	31,500.00	100	100.00
Gostyń	400,000.00	900,000.00	500,000.00	125	121.60
Jaraczewo	105,300.00	270,500.00	165,200.00	157	153.49
Słupca	5,000.00	15,000.00	10,000.00	200	196.60
Murowana Goślina	145,000.00	485,000.00	340,000.00	234	231.08
Kościan	550,000.00	575,000.00	25,000.00	5	1.15
Chodzież	0.00	6,000.00	6,000.00	100	100.00

Table 21. Nominal statements, as well as in terms of changes in % of the real value of funds in particular communes/towns of Greater Poland Voivodeship under the programmes of cooperation with non-governmental organisations in 2020 and 2021.

Communes/towns in Western Pomeranian Voivodeship	Amounts in programmes in 2020 (PLN)	Amounts in programmes in 2021 (PLN)	Change in amounts in programmes in 2021 and 2020 (PLN)	Change in amounts in programmes in 2021 and 2020 (%)	Change in amounts in programmes in 2021 and 2020 adjusted for inflation (%)
Manowo	350,000.00	350,000.00	0.00	0	-3.40
Kołobrzeg	672,000.00	608,000.00	-64,000.00	-10	-12.92
Kołbaskowo	740,500.00	364,400.00	-376,100.00	-51	-54.19
Wałcz	400,000.00	280,000.00	-120,000.00	-30	-33.40
Gryfice	415,000.00	315,000.00	-100,000.00	-24	-27.50
Brzeźno	63,500.00	49,000.00	-14,500.00	-23	-26.23
Stare Czarnowo	100,000.00	80,000.00	-20,000.00	-20	-23.40
Moryń	220,000.00	180,000.00	-40,000.00	-18	-21.58
Przelewice	143,200.00	117,880.00	-25,320.00	-18	-21.08
Radowo Małe	125,000.00	107,000.00	-18,000.00	-14	-17.80
Barlinek	350,000.00	300,000.00	-50,000.00	-14	-17.69
Szczecinek	230,000.00	200,000.00	-30,000.00	-13	-16.44
Złocieniec	100,000.00	88,000.00	-12,000.00	-12	-15.40
Darłowo	340,000.00	300,000.00	-40,000.00	-12	-15.16
Mielno	721,000.00	658,000.00	-63,000.00	-9	-12.14
Drawno	165,000.00	151,000.00	-14,000.00	-8	-11.88
Malechowo	242,500.00	224,000.00	-18,500.00	-8	-11.03
Kobylanka	305,000.00	285,000.00	-20,000.00	-7	-9.96
Tuczno	50,000.00	47,000.00	-3,000.00	-6	-9.40
Wolin	766,000.00	730,000.00	-36,000.00	-5	-8.10
Mieszkowice	117,000.00	112,000.00	-5,000.00	-4	-7.67
Biesiekierz	169,000.00	163,000.00	-6,000.00	-4	-6.95
Mirosławiec	145,000.00	140,000.00	-5,000.00	-3	-6.85
Resko	440,000.00	425,000.00	-15,000.00	-3	-6.81
Borne Sulinowo	224,700.00	220,250.00	-4,450.00	-2	-5.38
Stargard	391,000.00	386,000.00	-5,000.00	-1	-4.68
Goleniów	2,589,000.00	2,557,000.00	-32,000.00	-1	-4.64
Barwice	190,000.00	190,000.00	0.00	0	-3.40



Biały Bór	108,000.00	108,000.00	0.00	0	-3.40
Bobolice	0.00	0.00	0.00	0	-3.40
Boleszkowice	130,000.00	130,000.00	0.00	0	-3.40
Brojce	0.00	230,000.00	230,000.00	100	100.00
Cedynia	10,000.00	10,000.00	0.00	0	-3.40
Chojna	1,000.00	1,000.00	0.00	0	-3.40
Choszczno	261,000.00	261,000.00	0.00	0	-3.40
Czaplinek	150,000.00	150,000.00	0.00	0	-3.40
Dobra	150,000.00	150,000.00	0.00	0	-3.40
Dobra	265,000.00	265,000.00	0.00	0	-3.40
Drawsko Pomorskie	430,000.00	430,000.00	0.00	0	-3.40
Dygowo	5,000.00	5,000.00	0.00	0	-3.40
Dziwnów	289,000.00	289,000.00	0.00	0	-3.40
Golczewo	300,000.00	300,000.00	0.00	0	-3.40
Gościno	50,000.00	50,000.00	0.00	0	-3.40
Gryfino	800,000.00	800,000.00	0.00	0	-3.40
Grzmiąca	55,000.00	55,000.00	0.00	0	-3.40
Kamień Pomorski	970,750.00	970,750.00	0.00	0	-3.40
Karlino	400,000.00	400,000.00	0.00	0	-3.40
Koszalin	7,000,000.00	7,000,000.00	0.00	0	-3.40
Kozielice	30,000.00	30,000.00	0.00	0	-3.40
Nowe Warpno	43,000.00	43,000.00	0.00	0	-3.40
Nowogard	650,000.00	650,000.00	0.00	0	-3.40
Osina	20,000.00	20,000.00	0.00	0	-3.40
Pełczyce	141,000.00	141,000.00	0.00	0	-3.40
Płoty	0.00	200,000.00	200,000.00	100	100.00
Polanów	0.00	0.00	0.00	0	-3.40
Pyrzyce	300,000.00	300,000.00	0.00	0	-3.40
Rymań	60,000.00	60,000.00	0.00	0	-3.40
Siemyl	50,000.00	50,000.00	0.00	0	-3.40
Sławno	100,000.00	100,000.00	0.00	0	-3.40
Stepnica	200,000.00	200,000.00	0.00	0	-3.40
Świdwin	135,000.00	135,000.00	0.00	0	-3.40
Świerzno	130,000.00	130,000.00	0.00	0	-3.40
Trzcińsko-Zdrój	85,000.00	85,000.00	0.00	0	-3.40
Trzebiatów	200,000.00	200,000.00	0.00	0	-3.40
Tychowo	126,000.00	126,000.00	0.00	0	-3.40
Ustronie Morskie	200,000.00	200,000.00	0.00	0	-3.40
Warnice	15,000.00	15,000.00	0.00	0	-3.40
Węgorzyno	300,000.00	300,000.00	0.00	0	-3.40
Wierzchowo	10,000.00	10,000.00	0.00	0	-3.40
Widuchowa	127,000.00	128,000.00	1,000.00	1	-2.61
Recz	92,000.00	93,000.00	1,000.00	1	-2.31
Tychowo	124,000.00	126,000.00	2,000.00	2	-1.79
Police	2,755,880.00	2,825,481.00	69,601.00	3	-0.87
Białogard	60,000.00	62,000.00	2,000.00	3	-0.07
Kalisz Pomorski	250,000.00	260,000.00	10,000.00	4	0.60
Rewal	650,000.00	680,000.00	30,000.00	5	1.22
Marianowo	107,350.00	112,350.00	5,000.00	5	1.26
Sławno	170,000.00	178,000.00	8,000.00	5	1.31
Sianów	360,000.00	380,000.00	20,000.00	6	2.16
Sławoborze	10,000.00	10,800.00	800.00	8	4.60
Człopa	110,000.00	120,000.00	10,000.00	9	5.69
Suchań	131,000.00	143,000.00	12,000.00	9	5.76
Ińsko	178,000.00	195,000.00	17,000.00	10	6.15
Szczecinek	4,745,630.00	5,199,058.00	453,428.00	10	6.15
Bielice	40,000.00	45,000.00	5,000.00	13	9.10
Dobrzany	80,000.00	90,000.00	10,000.00	13	9.10
Świnoujście	4,169,120.00	4,700,000.00	530,880.00	13	9.33

Kołobrzeg	3,721,000.00	4,209,594.00	488,594.00	13	9.73
Chociwel	278,200.00	319,550.00	41,350.00	15	11.46
Banie	200,000.00	230,000.00	30,000.00	15	11.60
Dębno	850,000.00	1,000,000.00	150,000.00	18	14.25
Łobez	217,000.00	260,000.00	43,000.00	20	16.42
Białogard	657,000.00	800,700.00	143,700.00	22	18.47
Maszewo	214,000.00	265,000.00	51,000.00	24	20.43
Połczyn-Zdrój	315,000.00	395,000.00	80,000.00	25	22.00
Stara Dąbrowa	95,000.00	119,600.00	24,600.00	26	22.49
Myślibórz	0.00	0.00	0.00	0	-3.40
Krzęcin	50,000.00	70,000.00	20,000.00	40	36.60
Karnice	57,000.00	80,000.00	23,000.00	40	36.95
Darłowo	300,000.00	450,000.00	150,000.00	50	46.60
Międzyzdroje	902,600.00	1,413,387.00	510,787.00	57	53.19
Dolice	380,000.00	596,000.00	216,000.00	57	53.44
Przybiernów	0.00	0.00	0.00	0	-3.40
Stargard	3,000,000.00	5,000,000.00	2,000,000.00	67	63.27
Bierzwnik	0.00	90,000.00	90,000.00	100	100.00
Krzecin	50,000.00	70,000.00	20,000.00	40	36.60
Postomino	260,000.00	535,000.00	275,000.00	106	102.37
Lipiany	52,200.00	140,200.00	88,000.00	169	165.18
Będzino	296,964.00	902,625.00	605,661.00	204	200.55
Świeszyno	20,000.00	0.00	-20,000.00	-100	-103.40
Nowogródek Pomor- ski	5,000.00	420,000.00	415,000.00	8300	8296.60
Szczecin	38,910,839.00	39,263,589.00	352,750.00	1	-2.49

Table 22. Nominal statements, as well as in terms of changes in % of the real value of funds in particular communes/towns of West Pomeranian Voivodeship under the programmes of cooperation with non-governmental organisations in 2020 and 2021.

Communes/cities in Lubusz Voivodeship	Amounts in programmes in 2020 (PLN)	Amounts in programmes in 2021 (PLN)	Change in amounts in programmes in 2021 and 2020 (PLN)	Change in amounts in programmes in 2021 and 2020 (%)	Change in amounts in programmes in 2021 and 2020 adjusted for inflation (%)
Gozdnica	180,000.00	200,000.00	20,000.00	11	7.71
Trzebiel	59,000.00	18,000.00	-41,000.00	-69	-72.89
Nowogród Bobrzański	225,000.00	150,500.00	-74,500.00	-33	-36.51
Szprotawa	1,079,960.00	804,094.00	-275,866.00	-26	-28.94
Sława	265,000.00	200,000.00	-65,000.00	-25	-27.93
Przewóz	43,000.00	33,000.00	-10,000.00	-23	-26.66
Trzebiechów	40,000.00	35,000.00	-5,000.00	-13	-15.90
Cybinka	150,000.00	133,000.00	-17,000.00	-11	-14.73
Żary	388,000.00	348,000.00	-40,000.00	-10	-13.71
Lipinki Łużyckie	50,000.00	45,000.00	-5,000.00	-10	-13.40
Trzciel	30,500.00	28,000.00	-2,500.00	-8	-11.60
Lubiszyn	250,000.00	230,000.00	-20,000.00	-8	-11.40
Babimost	182,500.00	172,000.00	-10,500.00	-6	-9.15
Gubin	128,200.00	127,000.00	-1,200.00	-1	-4.34
Bobrowice	110,000.00	110,000.00	0.00	0	-3.40
Bogdaniec	30,000.00	30,000.00	0.00	0	-3.40
Bojadła	26,500.00	26,500.00	0.00	0	-3.40
Brody	0.00	77,000.00	77,000.00	100	100.00
Bytnica	50,000.00	50,000.00	0.00	0	-3.40
Bytom Odrzański	0.00	0.00	0.00	0	-3.40
Dąbie	35,000.00	35,000.00	0.00	0	-3.40
Dobiegiew	90,000.00	90,000.00	0.00	0	-3.40



Drezdenko	0.00	0.00	0.00	0	-3.40
Gorzów Wielkopolski	10,000,000.00	10,000,000.00	0.00	0	-3.40
Górzycza	80,000.00	80,000.00	0.00	0	-3.40
Kolsko	95,000.00	95,000.00	0.00	0	-3.40
Koźuchów	537,100.00	537,100.00	0.00	0	-3.40
Lubniewice	0.00	0.00	0.00	0	-3.40
Łagów	75,000.00	75,000.00	0.00	0	-3.40
Maszewo	0.00	45,000.00	45,000.00	100	100.00
Międzyrzecz	260,000.00	260,000.00	0.00	0	-3.40
Niegostawice	30,000.00	30,000.00	0.00	0	-3.40
Nowa Sól	150,000.00	150,000.00	0.00	0	-3.40
Nowe Miasteczko	54,000.00	54,000.00	0.00	0	-3.40
Otyń	40,000.00	40,000.00	0.00	0	-3.40
Przytoczna	100,000.00	100,000.00	0.00	0	-3.40
Pszczew	153,800.00	153,800.00	0.00	0	-3.40
Santok	200,000.00	200,000.00	0.00	0	-3.40
Siedlisko	310,000.00	310,000.00	0.00	0	-3.40
Słońsk	0.00	200,000.00	200,000.00	100	100.00
Słubice	700,000.00	700,000.00	0.00	0	-3.40
Stare Kurowo	78,000.00	78,000.00	0.00	0	-3.40
Sulechów	196,990.00	196,990.00	0.00	0	-3.40
Szczaniec	55,000.00	55,000.00	0.00	0	-3.40
Szlichtyngowa	77,500.00	77,500.00	0.00	0	-3.40
Świebodzin	175,000.00	175,000.00	0.00	0	-3.40
Tuplice	32,000.00	32,000.00	0.00	0	-3.40
Witnica	355,000.00	355,000.00	0.00	0	-3.40
Wschowa	250,000.00	250,000.00	0.00	0	-3.40
Zbąszynek	414,000.00	414,000.00	0.00	0	-3.40
Zielona Góra	11,900,000.00	11,900,000.00	0.00	0	-3.40
Zwierzyn	55,000.00	55,000.00	0.00	0	-3.40
Żary	0.00	0.00	0.00	0	-3.40
Strzelce Krajeńskie	472,000.00	473,000.00	1,000.00	0	-3.19
Nowa Sól	4,539,316.00	4,568,000.00	28,684.00	1	-2.77
Bledzew	50,500.00	51,000.00	500.00	1	-2.41
Żagań	142,500.00	144,000.00	1,500.00	1	-2.35
Zabór	125,500.00	127,000.00	1,500.00	1	-2.20
Kłodawa	133,000.00	135,000.00	2,000.00	2	-1.90
Sulęcín	413,000.00	423,000.00	10,000.00	2	-0.98
Krosno Odrzańskie	624,000.00	642,000.00	18,000.00	3	-0.52
Torzým	136,000.00	140,000.00	4,000.00	3	-0.46
Gubin	415,000.00	434,021.00	19,021.00	5	1.18
Skwierzyna	214,500.00	224,500.00	10,000.00	5	1.26
Żagań	836,875.00	884,500.00	47,625.00	6	2.29
Czerwieńsk	200,000.00	212,000.00	12,000.00	6	2.60
Kostrzyn nad Odrą	575,000.00	610,000.00	35,000.00	6	2.69
Skąpe	183,500.00	195,000.00	11,500.00	6	2.87
Łęknica	78,000.00	83,000.00	5,000.00	6	3.01
Lubrza	68,000.00	74,000.00	6,000.00	9	5.42
Wymiarki	11,000.00	12,000.00	1,000.00	9	5.69
Świdnica	175,800.00	193,000.00	17,200.00	10	6.38
Deszczno	90,000.00	100,000.00	10,000.00	11	7.71
Kargowa	188,000.00	210,000.00	22,000.00	12	8.30
Jasień	120,000.00	135,000.00	15,000.00	13	9.10
Iłowa	129,000.00	149,000.00	20,000.00	16	12.10
Lubsko	781,000.00	963,000.00	182,000.00	23	19.90
Rzepin	45,500.00	64,000.00	18,500.00	41	37.26
Ośno Lubuskie	30,000.00	44,000.00	14,000.00	47	43.27
Krzeszyce	8,000.00	30,000.00	22,000.00	275	271.60

Table 23. Nominal statements, as well as in terms of changes in % of the real value of funds in particular communes/towns of Lubusz Voivodeship under the programmes of cooperation with non-governmental organisations in 2020 and 2021.

Communes/towns in Łódź Voivodeship	Amounts in programmes in 2020 (PLN)	Amounts in programmes in 2021 (PLN)	Change in amounts in programmes in 2021 and 2020 (PLN)	Change in amounts in programmes in 2021 and 2020 (%)	Change in amounts in programmes in 2021 and 2020 adjusted for inflation (%)
Gidle	50,000.00	50,000.00	0.00	0	-3.40
Krzyżanów	3,000.00	3,000.00	0.00	0	-3.40
Dobryszyc	92,000.00	45,000.00	-47,000.00	-51	-54.49
Ręczno	25,000.00	12,500.00	-12,500.00	-50	-53.40
Wieruszów	300,000.00	150,000.00	-150,000.00	-50	-53.40
Rawa Mazowiecka	418,000.00	214,000.00	-204,000.00	-49	-52.20
Tomaszów Mazowiecki	2,075,000.00	1,235,723.00	-839,277.00	-40	-43.85
Czarnocin	70,000.00	48,000.00	-22,000.00	-31	-34.83
Łódź	100,000.00	70,000.00	-30,000.00	-30	-33.40
Bełchatów	1,713,000.00	1,200,900.00	-512,100.00	-30	-33.29
Poświętne	64,000.00	48,000.00	-16,000.00	-25	-28.40
Drużbice	65,000.00	50,000.00	-15,000.00	-23	-26.48
Kowiesy	25,000.00	20,000.00	-5,000.00	-20	-23.40
Rawa Mazowiecka	1,225,000.00	1,001,000.00	-224,000.00	-18	-21.69
Rokiciny-Kolonia	55,000.00	45,000.00	-10,000.00	-18	-21.58
Opoczno	600,000.00	500,000.00	-100,000.00	-17	-20.07
Zelów	350,000.00	300,000.00	-50,000.00	-14	-17.69
Ozorków	130,000.00	112,500.00	-17,500.00	-13	-16.86
Skierniewice	158,000.00	139,000.00	-19,000.00	-12	-15.43
Żarnów	88,000.00	78,000.00	-10,000.00	-11	-14.76
Słupia	78,000.00	70,000.00	-8,000.00	-10	-13.66
Pątnów	50,000.00	45,000.00	-5,000.00	-10	-13.40
Uniejów	100,000.00	90,000.00	-10,000.00	-10	-13.40
Pabianice	2,500,000.00	2,255,000.00	-245,000.00	-10	-13.20
Grabów	148,000.00	139,400.00	-8,600.00	-6	-9.21
Nowa Brzeźnica	27,600.00	26,000.00	-1,600.00	-6	-9.20
Łowicz	1,497,000.00	1,424,500.00	-72,500.00	-5	-8.24
Piotrków Trybunalski	2,858,000.00	2,758,000.00	-100,000.00	-3	-6.90
Łódź	59,373,223.00	59,094,931.00	-278,292.00	0	-3.87
Aleksandrów	60,000.00	60,000.00	0.00	0	-3.40
Aleksandrów Łódzki	2,000,000.00	2,000,000.00	0.00	0	-3.40
Bełchatów	0.00	45,000.00	45,000.00	100	100.00
Bielawy	60,000.00	60,000.00	0.00	0	-3.40
Błaszki	60,000.00	60,000.00	0.00	0	-3.40
Bolesławiec	110,000.00	110,000.00	0.00	0	-3.40
Bolimów	45,000.00	45,000.00	0.00	0	-3.40
Brąszewice	41,000.00	41,000.00	0.00	0	-3.40
Brzeźnio	0.00	0.00	0.00	0	-3.40
Buczek	0.00	0.00	0.00	0	-3.40
Budziszewice	25,000.00	25,000.00	0.00	0	-3.40
Chąśno	0.00	0.00	0.00	0	-3.40
Cielądz	14,912,000.00	14,912,000.00	0.00	0	-3.40
Czarnożyły	50,000.00	50,000.00	0.00	0	-3.40
Daszyna	25,000.00	25,000.00	0.00	0	-3.40
Dąbrowice	10,000.00	10,000.00	0.00	0	-3.40
Dłutów	50,000.00	50,000.00	0.00	0	-3.40

Dobroń	6,000.00	6,000.00	0.00	0	-3.40
Domaniewice	8,000.00	8,000.00	0.00	0	-3.40
Drzewica	254,000.00	254,000.00	0.00	0	-3.40
Działoszyn	80,000.00	80,000.00	0.00	0	-3.40
Galewice	85,000.00	85,000.00	0.00	0	-3.40
Głowno	30,000.00	30,000.00	0.00	0	-3.40
Głuchów	105,000.00	105,000.00	0.00	0	-3.40
Gomunice	142,000.00	142,000.00	0.00	0	-3.40
Gorzkowice	157,500.00	157,500.00	0.00	0	-3.40
Goszczanów	20,000.00	20,000.00	0.00	0	-3.40
Inowłódz	10,000.00	10,000.00	0.00	0	-3.40
Jeżów	50,000.00	50,000.00	0.00	0	-3.40
Kleszczów	400,000.00	400,000.00	0.00	0	-3.40
Klonowa	5,000.00	5,000.00	0.00	0	-3.40
Kobiele Wielkie	3,000.00	3,000.00	0.00	0	-3.40
Kodrąb	10,000.00	10,000.00	0.00	0	-3.40
Konopnica	100,000.00	100,000.00	0.00	0	-3.40
Krośniewice	20,000.00	20,000.00	0.00	0	-3.40
Ksawerów	10,000.00	10,000.00	0.00	0	-3.40
Lgota Wielka	20,000.00	20,000.00	0.00	0	-3.40
Lipce Reymontowskie	60,000.00	60,000.00	0.00	0	-3.40
Lutomiersk	25,000.00	25,000.00	0.00	0	-3.40
Ładzice	22,000.00	22,000.00	0.00	0	-3.40
Łanięta	2,000.00	2,000.00	0.00	0	-3.40
Łęki Szlacheckie	10,000.00	10,000.00	0.00	0	-3.40
Łubnice	45,000.00	45,000.00	0.00	0	-3.40
Łyszkowice	30,000.00	30,000.00	0.00	0	-3.40
Maków	104,000.00	104,000.00	0.00	0	-3.40
Masłowice	8,000.00	8,000.00	0.00	0	-3.40
Mniszków	65,000.00	65,000.00	0.00	0	-3.40
Nowe Ostrowy	15,000.00	15,000.00	0.00	0	-3.40
Osjaków	74,000.00	74,000.00	0.00	0	-3.40
Ostrówek	60,000.00	60,000.00	0.00	0	-3.40
Ozorków	461,220.00	461,220.00	0.00	0	-3.40
Pabianice	110,000.00	110,000.00	0.00	0	-3.40
Pajęczno	171,000.00	171,000.00	0.00	0	-3.40
Pęczniew	21,500.00	21,500.00	0.00	0	-3.40
Piątek	58,000.00	58,000.00	0.00	0	-3.40
Poddębice	300,000.00	300,000.00	0.00	0	-3.40
Przedbórz	350,000.00	350,000.00	0.00	0	-3.40
Radomsko	50,000.00	50,000.00	0.00	0	-3.40
Regnów	58,000.00	58,000.00	0.00	0	-3.40
Rozprza	410,000.00	410,000.00	0.00	0	-3.40
Rząśnia	0.00	0.00	0.00	0	-3.40
Rzeczyca	80,000.00	80,000.00	0.00	0	-3.40
Rzgów	540,000.00	540,000.00	0.00	0	-3.40
Siemkowice	13,000.00	13,000.00	0.00	0	-3.40
Sieradz	1,000,000.00	1,000,000.00	0.00	0	-3.40
Skierniewice	3,059,020.00	3,059,020.00	0.00	0	-3.40
Skomlin	27,900.00	27,900.00	0.00	0	-3.40
Sławno	92,500.00	92,500.00	0.00	0	-3.40
Stryków	1,000,000.00	1,000,000.00	0.00	0	-3.40
Sulejów	277,000.00	277,000.00	0.00	0	-3.40
Sulmierzyce	66,000.00	66,000.00	0.00	0	-3.40
Szadek	15,000.00	15,000.00	0.00	0	-3.40
Szczerców	400,000.00	400,000.00	0.00	0	-3.40
Tomaszów Mazowiecki	0.00	0.00	0.00	0	-3.40
Ujazd	165,000.00	165,000.00	0.00	0	-3.40
Warta	131,000.00	131,000.00	0.00	0	-3.40

Wielgomłynny	6,000.00	6,000.00	0.00	0	-3.40
Witonia	2,000.00	2,000.00	0.00	0	-3.40
Wola Krzysztoporska	260,000.00	260,000.00	0.00	0	-3.40
Wróblew	10,000.00	10,000.00	0.00	0	-3.40
Zadzim	36,000.00	36,000.00	0.00	0	-3.40
Zapolice	32,000.00	32,000.00	0.00	0	-3.40
Zduńska Wola	500,000.00	500,000.00	0.00	0	-3.40
Złoczew	67,000.00	67,000.00	0.00	0	-3.40
Żelechlinek	25,000.00	25,000.00	0.00	0	-3.40
Konstantynów Łódzki	358,000.00	360,000.00	2,000.00	1	-2.84
Radomsko	978,500.00	984,000.00	5,500.00	1	-2.84
Dmosin	57,300.00	57,940.00	640.00	1	-2.28
Koluszki	384,000.00	389,000.00	5,000.00	1	-2.10
Łask	311,500.00	318,500.00	7,000.00	2	-1.15
Wieluń	380,000.00	390,000.00	10,000.00	3	-0.77
Łęczyca	565,000.00	580,000.00	15,000.00	3	-0.75
Zgierz	1,209,600.00	1,243,700.00	34,100.00	3	-0.58
Nieborów	270,000.00	280,000.00	10,000.00	4	0.30
Łowicz	266,000.00	276,000.00	10,000.00	4	0.36
Andrespol	250,000.00	260,000.00	10,000.00	4	0.60
Białaczów	118,000.00	123,000.00	5,000.00	4	0.84
Grabica	143,000.00	150,000.00	7,000.00	5	1.50
Biała Rawska	192,000.00	202,000.00	10,000.00	5	1.81
Kutno	900,000.00	950,000.00	50,000.00	6	2.16
Głowno	889,188.00	946,938.00	57,750.00	6	3.09
Żychlin	175,500.00	190,000.00	14,500.00	8	4.86
Lututów	69,000.00	75,000.00	6,000.00	9	5.30
Moszczenica	23,000.00	25,000.00	2,000.00	9	5.30
Widawa	46,000.00	50,000.00	4,000.00	9	5.30
Wierzchnas	105,400.00	114,900.00	9,500.00	9	5.61
Czastary	35,000.00	38,500.00	3,500.00	10	6.60
Czerniewice	100,000.00	110,000.00	10,000.00	10	6.60
Rusiec	70,000.00	77,000.00	7,000.00	10	6.60
Zgierz	177,000.00	195,000.00	18,000.00	10	6.77
Brzeziny	17,900.00	19,740.00	1,840.00	10	6.88
Dalików	58,000.00	64,000.00	6,000.00	10	6.94
Zduny	42,000.00	46,500.00	4,500.00	11	7.31
Burzenin	51,000.00	57,000.00	6,000.00	12	8.36
Sadkowice	54,000.00	60,500.00	6,500.00	12	8.64
Wolbórz	153,000.00	174,000.00	21,000.00	14	10.3
Łęczyca	7,000.00	8,000.00	1,000.00	14	10.89
Bedlno	60,500.00	70,000.00	9,500.00	16	12.30
Sieradz	170,000.00	200,000.00	30,000.00	18	14.25
Godzianów	50,000.00	60,000.00	10,000.00	20	16.60
Mokrsko	50,000.00	60,000.00	10,000.00	20	16.60
Świnice Warckie	7,500.00	9,000.00	1,500.00	20	16.60
Brzeziny	221,500.00	266,000.00	44,500.00	20	16.69
Paradyż	48,000.00	58,000.00	10,000.00	21	17.43
Zduńska Wola	24,000.00	29,000.00	5,000.00	21	17.43
Kamieńsk	235,000.00	284,000.00	49,000.00	21	17.45
Kluki	8,000.00	10,000.00	2,000.00	25	21.60
Nowy Kawęczyn	36,000.00	45,000.00	9,000.00	25	21.60
Będków	15,000.00	19,000.00	4,000.00	27	23.27
Biała	108,570.00	138,320.00	29,750.00	27	24.00
Rogów	15,970.00	21,300.00	5,330.00	33	29.98
Strzelce Wielkie	11,000.00	15,000.00	4,000.00	36	32.96
Parzęczew	200,000.00	288,000.00	88,000.00	44	40.60
Stary Gostków	9,000.00	26,600.00	17,600.00	196	192.16
Sędziejowice	40,000.00	60,000.00	20,000.00	50	46.60

Kutno	86,000.00	209,322.00	123,322.00	143	140.00
Wodzierady	0.00	500.00	500.00	100	100.00
Sokolniki	0.00	1,500.00	1,500.00	10	100.00
Strzelce	0.00	10,000.00	10,000.00	100	100.00

Table 24. Nominal statements, as well as in terms of changes in % of the real value of funds in particular communes/towns of Łódź Voivodeship under the programmes of cooperation with non-governmental organisations in 2020 and 2021.

Communes/towns in Lesser Poland Voivodeship	Amounts in programmes in 2020 (PLN)	Amounts in programmes in 2021 (PLN)	Change in amounts in programmes in 2021 and 2020 (PLN)	Change in amounts in programmes in 2021 and 2020 (%)	Change in amounts in programmes in 2021 and 2020 adjusted for inflation (%)
Tokarnia	50,000.00	0.00	-50,000.00	-100	-100.00
Chrzanów	900,000.00	900,000.00	0.00	0	-3.40
Gorlice	50,000.00	5,000.00	-45,000.00	-90	-93.40
Skała	295,000.00	300,000.00	5,000.00	2	-1.71
Łużna	15,000.00	5,000.00	-10,000.00	-67	-70.07
Łapsze Niżne	400,000.00	150,000.00	-250,000.00	-63	-65.90
Uście Gorlickie	25,000.00	10,000.00	-15,000.00	-60	-63.40
Pcim	486,000.00	295,000.00	-191,000.00	-39	-42.70
Iwanowice Włoszczańskie	470,000.00	270,000.00	-200,000.00	-43	-45.95
Sękowa	50,000.00	30,000.00	-20,000.00	-40	-43.40
Grybów	278,920.00	169,160.00	-109,760.00	-39	-42.75
Niepołomice	3,400,000.00	2,200,000.00	-1,200,000.00	-35	-38.69
Biecz	3,684,166.00	2,500,000.00	-1,184,166.00	-32	-35.54
Proszowice	217,000.00	150,000.00	-67,000.00	-31	-34.28
Sułoszowa	0.00	0.00	0.00	0	-3.40
Mogilany	864,649.00	604,273.00	-260,376.00	-30	-33.51
Trzyciąż	160,000.00	114,000.00	-46,000.00	-29	-32.15
Kocmyrzów-Luborzyca	335,000.00	240,000.00	-95,000.00	-28	-31.76
Biały Dunajec	120,000.00	90,000.00	-30,000.00	-25	-28.40
Szyce	221,000.00	167,000.00	-54,000.00	-24	-27.83
Laskowa	13,000.00	10,000.00	-3,000.00	-23	-26.48
Iwkowa	109,000.00	87,000.00	-22,000.00	-20	-23.58
Spytkowice	25,000.00	20,000.00	-5,000.00	-20	-23.40
Olkusz	1,350,000.00	1,100,000.00	-250,000.00	-19	-21.92
Jordanów	159,000.00	134,000.00	-25,000.00	-16	-19.12
Lanckorona	77,000.00	65,000.00	-12,000.00	-16	-18.98
Wietrzychowice	28,500.00	25,000.00	-3,500.00	-12	-15.68
Dąbrowa Tarnowska	180,000.00	160,000.00	-20,000.00	-11	-14.51
Tuchów	210,000.00	189,000.00	-21,000.00	-10	-13.40
Tarnów	14,930,479.00	13,540,669.00	-1,389,810.00	-9	-12.71
Spytkowice	110,000.00	100,000.00	-10,000.00	-9	-12.49
Wolbrom	610,000.00	556,000.00	-54,000.00	-9	-12.25
Libiąż	483,000.00	445,000.00	-38,000.00	-8	-11.27
Zabierzów	2,136,500.00	1,968,500.00	-168,000.00	-8	-11.26
Nowy Sącz	1,245,060.00	1,154,060.00	-91,000.00	-7	-10.71
Krzeszowice	261,000.00	243,700.00	-17,300.00	-7	-10.03
Skawina	1,320,000.00	1,240,000.00	-80,000.00	-6	-9.46
Kalwaria Zebrzydowska	701,900.00	659,540.00	-42,360.00	-6	-9.44
Wadowice	1,685,000.00	1,595,000.00	-90,000.00	-5	-8.74
Chelmek	83,000.00	80,000.00	-3,000.00	-4	-7.01
Bukowno	310,000.00	300,000.00	-10,000.00	-3	-6.63
Klucze	1,909,799.00	1,862,342.00	-47,457.00	-2	-5.88
Kłaj	299,000.00	292,000.00	-7,000.00	-2	-5.74

Sucha Beskidzka	105,000.00	103,000.00	-2,000.00	-2	-5.30
Oświęcim	1,523,390.00	1,501,200.00	-22,190.00	-1	-4.86
Bochnia	532,000.00	525,000.00	-7,000.00	-1	-4.72
Andrychów	1,200,000.00	1,200,000.00	0.00	0	-3.40
Babice	250,000.00	250,000.00	0.00	0	-3.40
Bochnia	110,000.00	110,000.00	0.00	0	-3.40
Bolesław	22,000.00	22,000.00	0.00	0	-3.40
Bolesław	20,000.00	20,000.00	0.00	0	-3.40
Borzęcin	210,000.00	210,000.00	0.00	0	-3.40
Budzów	124,300.00	124,300.00	0.00	0	-3.40
Bukowina Tatrzańska	70,000.00	70,000.00	0.00	0	-3.40
Bystra Podhalańska	0.00	15,000.00	15,000.00	100	100.00
Charsznica	0.00	0.00	0.00	0	-3.40
Chelmiec	220,000.00	220,000.00	0.00	0	-3.40
Ciężkowice	0.00	0.00	0.00	0	-3.40
Ciężkowice	0.00	0.00	0.00	0	-3.40
Czarny Dunajec	550,000.00	550,000.00	0.00	0	-3.40
Dobczyce	528,000.00	528,000.00	0.00	0	-3.40
Drwinia	9,000.00	9,000.00	0.00	0	-3.40
Gdów	355,000.00	355,000.00	0.00	0	-3.40
Gołcza	50,000.00	50,000.00	0.00	0	-3.4
Gromnik	16,000.00	16,000.00	0.00	0	-3.40
Gródek nad Dunajcem	0.00	0.00	0.00	0	-3.40
Igołomia-Wawrzeńczyce	0.00	0.00	0.00	0	-3.40
Jerzmanowice	100,000.00	100,000.00	0.00	0	-3.40
Jodłownik	100,000.00	100,000.00	0.00	0	-3.40
Jordanów	100,000.00	100,000.00	0.00	0	-3.40
Kamienica	0.00	0.00	0.00	0	-3.40
Kamionka Wielka	170,000.00	170,000.00	0.00	0	-3.40
Kęty	0.00	0.00	0.00	0	-3.40
Koniusza	50,000.00	50,000.00	0.00	0	-3.40
Korzenna	668,000.00	668,000.00	0.00	0	-3.40
Koszyce	210,000.00	210,000.00	0.00	0	-3.40
Kozłów	6,000.00	6,000.00	0.00	0	-3.40
Krościenko nad Dunajcem	32,000.00	32,000.00	0.00	0	-3.40
Książ Wielki	100,000.00	100,000.00	0.00	0	-3.40
Limanowa	0.00	0.00	0.00	0	-3.40
Limanowa	0.00	0.00	0.00	0	-3.40
Lipnica Murowana	10,000.00	10,000.00	0.00	0	-3.40
Lubień	50,650.00	50,650.00	0.00	0	-3.40
Łabowa	0.00	10,000.00	10,000.00	100	100.00
Łukowica	100,000.00	100,000.00	0.00	0	-3.40
Maków Podhalański	560,000.00	560,000.00	0.00	0	-3.40
Mędrzechów	82,000.00	82,000.00	0.00	0	-3.40
Michałowice	504,000.00	504,000.00	0.00	0	-3.40
Miechów	1,000,000.00	1,000,000.00	0.00	0	-3.40
Mszana Dolna	10,000.00	10,000.00	0.00	0	-3.40
Mszana Dolna	370,000.00	370,000.00	0.00	0	-3.40
Mucharz	12,000.00	12,000.00	0.00	0	-3.40
Muszyna	150,000.00	150,000.00	0.00	0	-3.40
Nawojowa	28,000.00	28,000.00	0.00	0	-3.40
Niedźwiedź	118,000.00	118,000.00	0.00	0	-3.40
Nowy Targ	1,500,000.00	1,500,000.00	0.00	0	-3.40
Nowy Targ	655,000.00	655,000.00	0.00	0	-3.40
Nowy Wiśnicz	350,000.00	350,000.00	0.00	0	-3.40
Olszyny	30,000.00	30,000.00	0.00	0	-3.40
Osiek	4,000.00	4,000.00	0.00	0	-3.40
Oświęcim	86,500.00	86,500.00	0.00	0	-3.40



Pleśna	20,000.00	20,000.00	0.00	0	-3.40
Podegrodzie	120,000.00	120,000.00	0.00	0	-3.40
Polanka Wielka	60,000.00	60,000.00	0.00	0	-3.40
Przeciszów	50,000.00	50,000.00	0.00	0	-3.40
Raba Wyżna	140,000.00	140,000.00	0.00	0	-3.40
Rabka-Zdrój	360,000.00	360,000.00	0.00	0	-3.40
Radgoszcz	75,000.00	75,000.00	0.00	0	-3.40
Ropa	0.00	0.00	0.00	0	-3.40
Ryglice	0.00	180,000.00	180,000.00	100	100.00
Rytro	95,000.00	95,000.00	0.00	0	-3.40
Rzezawa	199,855.00	199,855.00	0.00	0	-3.40
Słaboszów	15,000.00	15,000.00	0.00	0	-3.40
Słomniki	300,000.00	300,000.00	0.00	0	-3.40
Słopnice	190,000.00	190,000.00	0.00	0	-3.40
Stryżawa	220,000.00	220,000.00	0.00	0	-3.40
Sułkowice	290,000.00	290,000.00	0.00	0	-3.40
Szerzyny	80,000.00	80,000.00	0.00	0	-3.40
Świątniki Górne	50,000.00	50,000.00	0.00	0	-3.40
Tarnów	630,000.00	630,000.00	0.00	0	-3.40
Tomice	0.00	0.00	0.00	0	-3.40
Trzciana	0.00	0.00	0.00	0	-3.40
Tymbark	44,000.00	44,000.00	0.00	0	-3.40
Wojnicz	180,000.00	180,000.00	0.00	0	-3.40
Wola Dębińska	22,000,000.00	22,000,000.00	0.00	0	-3.40
Zakliczyn	274,800.00	274,800.00	0.00	0	-3.40
Zawoja	85,500.00	85,500.00	0.00	0	-3.40
Żabno	133,000.00	133,000.00	0.00	0	-3.40
Szczucin	345,000.00	347,000.00	2,000.00	1	-2.82
Brzeźnica	255,000.00	257,000.00	2,000.00	1	-2.62
Grybów	212.00	214.00	2.00	1	-2.46
Szczurowa	415,000.00	420,000.00	5,000.00	1	-2.20
Szaflary	230,000.00	233,000.00	3,000.00	1	-2.10
Łososina Dolna	246,000.00	250,000.00	4,000.00	2	-1.77
Myślenice	1,686,000.00	1,716,000.00	30,000.00	2	-1.62
Brzeszcze	768,750.00	782,588.00	13,838.00	2	-1.60
Moszczenica	81,200.00	83,000.00	1,800.00	2	-1.18
Łącko	178,000.00	182,000.00	4,000.00	2	-1.15
Bobowa	2,780,951.00	2,866,642.00	85,691.00	3	-0.32
Kraków	98,991,554.00	102,262,543.00	3,270,989.00	3	-0.10
Siepraw	139,000.00	144,000.00	5,000.00	4	0.20
Zator	135,000.00	140,000.00	5,000.00	4	0.30
Szczawnica	26,000.00	27,000.00	1,000.00	4	0.45
Jabłonka	733,680.00	769,903.00	36,223.00	5	1.54
Skrzyszów	682,000.00	724,600.00	42,600.00	6	2.85
Zembrzyce	170,000.00	182,000.00	12,000.00	7	3.66
Radłów	130,000.00	140,000.00	10,000.00	8	4.29
Olesno	220,000.00	240,000.00	20,000.00	9	5.69
Stryżów	97,000.00	107,000.00	10,000.00	10	6.91
Zielonki	90,000.00	100,000.00	10,000.00	11	7.71
Zakopane	1,878,000.00	2,110,000.00	232,000.00	12	8.95
Brzesko	800,000.00	900,000.00	100,000.00	13	9.10
Dobra	160,000.00	180,000.00	20,000.00	13	9.10
Czernichów	150,000.00	170,000.00	20,000.00	13	9.93
Stary Sącz	1,220,000.00	1,399,000.00	179,000.00	15	11.27
Nowe Brzesko	120,000.00	140,000.00	20,000.00	17	13.27
Raciechowice	170,000.00	200,000.00	30,000.00	18	14.25
Trzebinia	4,381,780.00	5,207,324.00	825,544.00	19	15.44
Wieliczka	2,500,000.00	3,000,000.00	500,000.00	20	16.60
Gorlice	4,002,370.00	4,839,500.00	837,130.00	21	17.52

Żegocina	136,000.00	165,851.00	29,851.00	22	18.55
Liszki	200,000.00	250,000.00	50,000.00	25	21.60
Gnojnik	165,900.00	210,000.00	44,100.00	27	23.18
Krynica-Zdrój	550,000.00	700,000.00	150,000.00	27	23.87
Lisia Góra	20,500.00	26,500.00	6,000.00	29	25.87
Wieprz	635,000.00	844,000.00	209,000.00	33	29.51
Poronin	50,000.00	70,000.00	20,000.00	40	36.60
Łapanów	150,000.00	220,000.00	70,000.00	47	43.27
Ochotnica Dolna	130,000.00	150,000.00	20,000.00	15	11.98
Wieliczka	25,000.00	40,000.00	15,000.00	60	56.60
Maniowy	274,000.00	0.00	-274,000.00	-100	-100.00
Czchów	30,000.00	50,000.00	20,000.00	67	63.27
Gręboszów	134,000.00	224,190.00	90,190.00	67	63.91
Wiśniowa	286,000.00	492,348.00	206,348.00	72	68.75
Lipnica Wielka na Orawie	40,000.00	70,000.00	30,000.00	75	71.60
Pałeczna	125,749.00	245,570.00	119,821.00	95	91.89
Raławice	5,000.00	10,000.00	5,000.00	100	96.60
Wierzchosławice	20,000.00	60,000.00	40,000.00	200	196.60
Piwniczna Zdrój	20,000.00	0.00	-20,000.00	-100	-100.00
Rzepiennik Strzyżewski	30,000.00	109,000.00	79,000.00	263	259.93
Alwernia	189,000.00	433,000.00	244,000.00	129	125.70
Kościelisko	130,000.00	730,000.00	600,000.00	462	458.14
Lipinki	575,120.00	4,079,343.00	3,504,223.00	609	605.90

Table 25. Nominal statements, as well as in terms of changes in % of the real value of funds in particular communes/towns of Lesser Poland Voivodeship under the programmes of co-operation with non-governmental organisations in 2020 and 2021.

Communes/towns in Masovian Voivodeship	Amounts in programmes in 2020 (PLN)	Amounts in programmes in 2021 (PLN)	Change in amounts in programmes in 2021 and 2020 (PLN)	Change in amounts in programmes in 2021 and 2020 (%)	Change in amounts in programmes in 2021 and 2020 adjusted for inflation (%)
Długosiodło	80,000.00	0.00	-80,000.00	-100	-100.00
Grójec	550,000.00	0.00	-550,000.00	-100	-100.00
Klów	40,000.00	55,000.00	15,000.00	38	34.10
Mińsk Mazowiecki	20,000.00	0.00	-20,000.00	-100	-100.00
Otwock	1,653,000.00	0.00	-1,653,000.00	-100	-100.00
Raciąż	30,000.00	0.00	-30,000.00	-100	-100.00
Regimin	0.00	80,000.00	80,000.00	100	100.00
Sabnie	8,000.00	0.00	-8,000.00	-100	-100.00
Sochaczew	177,200.00	0.00	-177,200.00	-100	-100.00
Ząbki	445,000.00	350,700.00	-94,300.00	-21	-24.59
Kornica	5,000.00	5,000.00	0.00	0	-3.40
Jabłonna Lacka	30,000.00	30,000.00	0.00	0	-3.40
Serock	120,000.00	120,000.00	0.00	0	-3.40
Sienno	180,000.00	180,000.00	0.00	0	-3.40
Zbuczyn	42,000.00	42,000.00	0.00	0	-3.40
Domanice	27,500.00	7,500.00	-20,000.00	-73	-76.13
Radzanowo	0.00	0.00	0.00	0	-3.40
Prażmów	3,100.00	1,500.00	-1,600.00	-52	-55.01
Brok	0.00	5,000.00	5,000.00	100	100.00
Sochocin	4,000.00	2,000.00	-2,000.00	-50	-53.40
Strachówka	10,000.00	5,000.00	-5,000.00	-50	-53.40
Piastów	530,000.00	250,000.00	-280,000.00	-53	-56.23
Brochów	110,000.00	0.00	-110,000.00	-100	-100.00



Pilawa	220,000.00	120,000.00	-100,000.00	-45	-48.85
Dąbrówka	119,000.00	65,000.00	-54,000.00	-45	-48.78
Kowala	190,000.00	104,000.00	-86,000.00	-45	-48.66
Tłuszcz	145,000.00	81,500.00	-63,500.00	-44	-47.19
Jedlińsk	0.00	100,000.00	100,000.00	100	100.00
Mordy	25,000.00	15,000.00	-10,000.00	-40	-43.40
Sterdyń	5,000.00	3,000.00	-2,000.00	-40	-43.40
Łaskarzew	53,000.00	32,000.00	-21,000.00	-40	-43.02
Pomiechówek	324,830.00	209,830.00	-115,000.00	-35	-38.80
Błonie	1,500,000.00	1,000,000.00	-500,000.00	-33	-36.73
Jadów	30,000.00	20,000.00	-10,000.00	-33	-36.73
Załuski	0.00	10,000.00	10,000.00	100	100.00
Marki	1,270,000.00	900,000.00	-370,000.00	-29	-32.53
Stanisławów	155,000.00	110,000.00	-45,000.00	-29	-32.43
Nieporęt	330,000.00	240,000.00	-90,000.00	-27	-30.67
Łomianki	1,470,000.00	1,100,000.00	-370,000.00	-25	-28.57
Odrzywół	40,000.00	30,000.00	-10,000.00	-25	-28.40
Latowicz	66,000.00	50,000.00	-16,000.00	-24	-27.64
Żabia Wola	95,000.00	75,000.00	-20,000.00	-21	-24.45
Czosnów	321,500.00	255,000.00	-66,500.00	-21	-24.08
Nasielsk	250,000.00	200,000.00	-50,000.00	-20	-23.40
Jedlnia-Letnisko	180,000.00	145,000.00	-35,000.00	-19	-22.84
Radziejowice	105,000.00	85,000.00	-20,000.00	-19	-22.45
Siedlce	9,793,240.00	8,030,380.00	-1,762,860.00	-18	-21.40
Myszyniec	431,600.00	355,000.00	-76,600.00	-18	-21.15
Kotuń	120,000.00	100,000.00	-20,000.00	-17	-20.07
Somianka-Parcele	12,000.00	10,000.00	-2,000.00	-17	-20.07
Kampinos	87,000.00	73,000.00	-14,000.00	-16	-19.49
Maciejowice	146,000.00	123,000.00	-23,000.00	-16	-19.15
Jasieniec	173,000.00	146,000.00	-27,000.00	-16	-19.01
Sanniki	92,000.00	80,000.00	-12,000.00	-13	-16.44
Wieliszew	334,600.00	300,000.00	-34,600.00	-10	-13.74
Wilga	98,000.00	88,000.00	-10,000.00	-10	-13.60
Gostynin	347,000.00	312,000.00	-35,000.00	-10	-13.49
Słupno	200,000.00	180,000.00	-20,000.00	-10	-13.40
Tarczyn	152,000.00	137,000.00	-15,000.00	-10	-13.27
Ciechanów	1,100,000.00	1,000,000.00	-100,000.00	-9	-12.49
Nadarzyn	2,200,000.00	2,000,000.00	-200,000.00	-9	-12.49
Opinogóra Górna	159,000.00	145,000.00	-14,000.00	-9	-12.21
Wodynie	69,000.00	63,000.00	-6,000.00	-9	-12.10
Góra Kalwaria	761,800.00	696,800.00	-65,000.00	-9	-11.93
Osieck	24,000.00	22,000.00	-2,000.00	-8	-11.73
Stare Babice	480,000.00	440,000.00	-40,000.00	-8	-11.73
Żyrardów	2,827,955.00	2,602,300.00	-225,655.00	-8	-11.38
Wyszogród	54,000.00	50,000.00	-4,000.00	-7	-10.81
Garwolin	700,000.00	649,000.00	-51,000.00	-7	-10.69
Sokołów Podlaski	160,000.00	150,000.00	-10,000.00	-6	-9.65
Garbatka-Letnisko	85,000.00	80,000.00	-5,000.00	-6	-9.28
Radom	12,792,955.00	12,090,641.00	-702,314.00	-5	-8.89
Ożarów Mazowiecki	1,285,000.00	1,222,000.00	-63,000.00	-5	-8.30
Szczawin Kościelny	42,000.00	40,000.00	-2,000.00	-5	-8.16
Pruszków	1,857,700.00	1,776,464.00	-81,236.00	-4	-7.77
Ostrów Mazowiecka	609,860.00	583,200.00	-26,660.00	-4	-7.77
Gostynin	285,000.00	275,000.00	-10,000.00	-4	-6.91
Karczew	636,000.00	621,000.00	-15,000.00	-2	-5.76
Józefów	745,000.00	736,000.00	-9,000.00	-1	-4.61
Baboszewo	160,000.00	160,000.00	0.00	0	-3.40
Baranów	70,000.00	70,000.00	0.00	0	-3.40
Biała	310,000.00	310,000.00	0.00	0	-3.40

Błędów	60,000.00	60,000.00	0.00	0	-3.40
Borkowice	75,000.00	75,000.00	0.00	0	-3.40
Borowie	20,000.00	20,000.00	0.00	0	-3.40
Brańszczyk	30,000.00	30,000.00	0.00	0	-3.40
Brwinów	350,000.00	350,000.00	0.00	0	-3.40
Bulkowo	3,000.00	3,000.00	0.00	0	-3.40
Ceranów	2,000.00	2,000.00	0.00	0	-3.40
Chodkowo	70,000.00	70,000.00	0.00	0	-3.40
Chorzele	10,000.00	10,000.00	0.00	0	-3.40
Chynów	0.00	0.00	0.00	0	-3.40
Czarnia	10,000.00	10,000.00	0.00	0	-3.40
Czernice Borowe	10,000.00	10,000.00	0.00	0	-3.40
Czerwińsk nad Wisłą	10,000.00	10,000.00	0.00	0	-3.40
Czerwonka	1,000.00	1,000.00	0.00	0	-3.40
Dębe Wielkie	200.00	200.00	0.00	0	-3.40
Dzierżążnia	15,000.00	15,000.00	0.00	0	-3.40
Dzierzgowo	10,000.00	10,000.00	0.00	0	-3.40
Garwolin	179,000.00	179,000.00	0.00	0	-3.40
Gielniów	0.00	0.00	0.00	0	-3.40
Głinojeck	20,000.00	20,000.00	0.00	0	-3.40
Głowaczów	0.00	0.00	0.00	0	-3.40
Gniewoszków	10,000.00	10,000.00	0.00	0	-3.40
Gołymin-Ośrodek	10,000.00	10,000.00	0.00	0	-3.40
Goszczyn	5,000.00	5,000.00	0.00	0	-3.40
Goworowo	30,000.00	30,000.00	0.00	0	-3.40
Gozdowo	25,000.00	25,000.00	0.00	0	-3.40
Górzno	150,000.00	150,000.00	0.00	0	-3.40
Grabów nad Pilicą	10,000.00	10,000.00	0.00	0	-3.40
Grębków	5,000.00	5,000.00	0.00	0	-3.40
Grodzisk Mazowiecki	4,450,000.00	4,450,000.00	0.00	0	-3.40
Izabelin	350,000.00	350,000.00	0.00	0	-3.40
Jabłonna	0.00	0.00	0.00	0	-3.40
Jaktorów	620,000.00	620,000.00	0.00	0	-3.40
Jakubów	5,000.00	5,000.00	0.00	0	-3.40
Jastrzębia	111,400.00	111,400.00	0.00	0	-3.40
Jednoróżec	100,000.00	100,000.00	0.00	0	-3.40
Joniec	3,000.00	3,000.00	0.00	0	-3.40
Klembów	80,000.00	80,000.00	0.00	0	-3.40
Kołbiel	90,000.00	90,000.00	0.00	0	-3.40
Konstancin-Jeziorna	350,000.00	350,000.00	0.00	0	-3.40
Korytnica	0.00	0.00	0.00	0	-3.40
Kosów Lacki	10,000.00	10,000.00	0.00	0	-3.40
Kozienice	0.00	0.00	0.00	0	-3.40
Krasne	3,000.00	3,000.00	0.00	0	-3.40
Krasnosielc	60,000.00	60,000.00	0.00	0	-3.40
Kuczbork	10,000.00	10,000.00	0.00	0	-3.40
Leoncin	30,000.00	30,000.00	0.00	0	-3.40
Lesznówola	300,000.00	300,000.00	0.00	0	-3.40
Lipowiec Kościelny	10,000.00	10,000.00	0.00	0	-3.40
Lipsko	0.00	0.00	0.00	0	-3.40
Lutocin	5,000.00	5,000.00	0.00	0	-3.40
Łaskarzew	105,000.00	105,000.00	0.00	0	-3.40
Łąck	39,000.00	39,000.00	0.00	0	-3.40
Łosice	105,000.00	105,000.00	0.00	0	-3.40
Łyse	120,000.00	120,000.00	0.00	0	-3.40
Magnuszew	0.00	0.00	0.00	0	-3.40
Maków Mazowiecki	200,000.00	200,000.00	0.00	0	-3.40
Mała Wieś	0.00	0.00	0.00	0	-3.40
Malkinia Górna	40,000.00	40,000.00	0.00	0	-3.40

Miedzna	15,000.00	15,000.00	0.00	0	-3.40
Milanówek	100,000.00	100,000.00	0.00	0	-3.40
Mińsk Mazowiecki	0.00	0.00	0.00	0	-3.40
Mirów Stary	0.00	0.00	0.00	0	-3.40
Młodzieszyn	24,000.00	24,000.00	0.00	0	-3.40
Młynarze	1,000.00	1,000.00	0.00	0	-3.40
Mogielnica	120,000.00	120,000.00	0.00	0	-3.40
Mokobody	10,000.00	10,000.00	0.00	0	-3.40
Mrozy	90,000.00	90,000.00	0.00	0	-3.40
Nowa Sucha	120,000.00	120,000.00	0.00	0	-3.40
Nowe Miasto	0.00	0.00	0.00	0	-3.40
Nowe Miasto nad Pilicą	185,000.00	185,000.00	0.00	0	-3.40
Nowy Duninów	91,500.00	91,500.00	0.00	0	-3.40
Nowy Dwór Ma- zowiecki	600,000.00	600,000.00	0.00	0	-3.40
Nur	10,000.00	10,000.00	0.00	0	-3.40
Obryte	5,000.00	5,000.00	0.00	0	-3.40
Ojrzeń	5,000.00	5,000.00	0.00	0	-3.40
Olszanka	0.00	0.00	0.00	0	-3.40
Olszewo-Borki	55,000.00	55,000.00	0.00	0	-3.40
Paprotnia	4,500.00	4,500.00	0.00	0	-3.40
Parysów	45,000.00	45,000.00	0.00	0	-3.40
Pionki	282,500.00	282,500.00	0.00	0	-3.40
Pionki	250,000.00	250,000.00	0.00	0	-3.40
Płock	12,000,000.00	12,000,000.00	0.00	0	-3.40
Płoniawy-Bramura	1,000.00	1,000.00	0.00	0	-3.40
Płońsk	100,000.00	100,000.00	0.00	0	-3.40
Pniewy	0.00	0.00	0.00	0	-3.40
Podkowa Leśna	100,000.00	100,000.00	0.00	0	-3.40
Policzna	190,000.00	190,000.00	0.00	0	-3.40
Poświętne	5,000.00	5,000.00	0.00	0	-3.40
Potworów	75,000.00	75,000.00	0.00	0	-3.40
Promna-Kolonia	150,000.00	150,000.00	0.00	0	-3.40
Przasnysz	30,000.00	30,000.00	0.00	0	-3.40
Przesmyki	10,000.00	10,000.00	0.00	0	-3.40
Przyłek	4,500.00	4,500.00	0.00	0	-3.40
Przysucha	0.00	0.00	0.00	0	-3.40
Puszcza Mariańska	150,000.00	150,000.00	0.00	0	-3.40
Repki	10,000.00	10,000.00	0.00	0	-3.40
Rościszewo	60,000.00	60,000.00	0.00	0	-3.40
Rusinów	0.00	0.00	0.00	0	-3.40
Rybno	50,000.00	50,000.00	0.00	0	-3.40
Rząśnik	90,000.00	90,000.00	0.00	0	-3.40
Rzekuń	180,000.00	180,000.00	0.00	0	-3.40
Rzewnie	4,000.00	4,000.00	0.00	0	-3.40
Sadowne	80,000.00	80,000.00	0.00	0	-3.40
Sarnaki	0.00	0.00	0.00	0	-3.40
Sieciechów	25,000.00	25,000.00	0.00	0	-3.40
Siemiątkowo	1,000.00	1,000.00	0.00	0	-3.40
Siennica	100,000.00	100,000.00	0.00	0	-3.40
Sobolew	196,000.00	196,000.00	0.00	0	-3.40
Sochaczew	1,000,000.00	1,000,000.00	0.00	0	-3.40
Solec nad Wisłą	0.00	0.00	0.00	0	-3.40
Stary Lubotyń	50,000.00	50,000.00	0.00	0	-3.40
Stary Szelków	10,000.00	10,000.00	0.00	0	-3.40
Stoczek	10,000.00	10,000.00	0.00	0	-3.40
Stromiec	8,000.00	8,000.00	0.00	0	-3.40
Stupsk	20,000.00	20,000.00	0.00	0	-3.40
Sulejówek	840,000.00	840,000.00	0.00	0	-3.40

Sypniewo	50,000.00	50,000.00	0.00	0	-3.40
Szczutowo	0.00	0.00	0.00	0	-3.40
Szydłowiec	0.00	0.00	0.00	0	-3.40
Szydłowo	10,000.00	10,000.00	0.00	0	-3.40
Świercze	1,000.00	1,000.00	0.00	0	-3.40
Teresin	22,000.00	22,000.00	0.00	0	-3.40
Trojanów	40,000.00	40,000.00	0.00	0	-3.40
Warszawa	300,000,000.00	300,000,000.00	0.00	0	-3.40
Wąsewo	60,000.00	60,000.00	0.00	0	-3.40
Węgrów	15,000.00	15,000.00	0.00	0	-3.40
Wiązowna	400,000.00	400,000.00	0.00	0	-3.40
Wieczfnia Kościelna	10,000.00	10,000.00	0.00	0	-3.40
Wieniawa	0.00	0.00	0.00	0	-3.40
Wierzbica	193,000.00	193,000.00	0.00	0	-3.40
Wierzbno	2,000.00	2,000.00	0.00	0	-3.40
Winnica	7,000.00	7,000.00	0.00	0	-3.40
Wiskitki	150,000.00	150,000.00	0.00	0	-3.40
Wiśniew	55,000.00	55,000.00	0.00	0	-3.40
Wolanów	162,000.00	162,000.00	0.00	0	-3.40
Wyśmierzyce	33,000.00	33,000.00	0.00	0	-3.40
Zabrodzie	10,000.00	10,000.00	0.00	0	-3.40
Zakrzew	160,000.00	160,000.00	0.00	0	-3.40
Zaręby Kościelne	10,000.00	10,000.00	0.00	0	-3.40
Zatory	10,000.00	10,000.00	0.00	0	-3.40
Zawidz Kościelny	0.00	80,000.00	80,000.00	100	100.00
Zwoleń	320,000.00	320,000.00	0.00	0	-3.40
Żelechów	110,000.00	110,000.00	0.00	0	-3.40
Żuromin	150,000.00	150,000.00	0.00	0	-3.40
Legionowo	2,395,200.00	2,400,684.00	5,484.00	0	-3.17
Iłża	260,000.00	262,000.00	2,000.00	1	-2.63
Sokołów Podlaski	21,800.00	22,000.00	200.00	1	-2.48
Mława	562,000.00	567,320.00	5,320.00	1	-2.45
Ślubice	58,000.00	59,000.00	1,000.00	2	-1.68
Skaryszew	400,000.00	408,000.00	8,000.00	2	-1.40
Celestynów	260,000.00	266,000.00	6,000.00	2	-1.09
Raszyn	1,186,100.00	1,216,100.00	30,000.00	3	-0.87
Lelis	23,000.00	24,000.00	1,000.00	4	0.95
Mszczonów	682,800.00	716,800.00	34,000.00	5	1.58
Gąbin	200,000.00	210,000.00	10,000.00	5	1.60
Pułtusk	190,000.00	200,000.00	10,000.00	5	1.86
Wyszków	878,000.00	927,244.00	49,244.00	6	2.21
Kadziło	150,000.00	160,000.00	10,000.00	7	3.27
Warka	471,000.00	505,000.00	34,000.00	7	3.82
Sierpc	1,332,500.00	1,431,300.00	98,800.00	7	4.01
Kazanów	93,000.00	100,000.00	7,000.00	8	4.13
Ostrołęka	2,249,020.00	2,427,000.00	177,980.00	8	4.51
Ostrów Mazowiecka	175,000.00	190,000.00	15,000.00	9	5.17
Zakroczym	110,000.00	120,000.00	10,000.00	9	5.69
Michałowice	1,250,000.00	1,370,000.00	120,000.00	10	6.20
Gózd	100,000.00	110,000.00	10,000.00	10	6.60
Drobin	135,500.00	150,000.00	14,500.00	11	7.30
Mochowo	45,000.00	50,000.00	5,000.00	11	7.71
Przasnysz	287,000.00	320,000.00	33,000.00	11	8.10
Białobrzegi	275,000.00	308,000.00	33,000.00	12	8.60
Piaseczno	3,460,000.00	3,920,000.00	460,000.00	13	9.89
Ilów	88,000.00	100,500.00	12,500.00	14	10.80
Siedlce	346,000.00	397,000.00	51,000.00	15	11.34
Sobienie-Jeziory	205,000.00	236,000.00	31,000.00	15	11.72
Chotcza	34,000.00	39,500.00	5,500.00	16	12.78

Skórzec	215,000.00	250,000.00	35,000.00	16	12.88
Halinów	245,000.00	285,000.00	40,000.00	16	12.93
Orońsko	85,000.00	100,000.00	15,000.00	18	14.25
Miastków Kościelny	110,000.00	130,000.00	20,000.00	18	14.78
Wiśniewo	25,000.00	30,000.00	5,000.00	20	16.60
Zielonka	913,000.00	1,103,600.00	190,600.00	21	17.48
Jastrząb	36,000.00	45,000.00	9,000.00	25	21.60
Leszno	200,000.00	250,000.00	50,000.00	25	21.60
Różan	40,000.00	50,000.00	10,000.00	25	21.60
Tczów	80,000.00	100,000.00	20,000.00	25	21.60
Wołomin	1,684,320.00	2,129,260.00	444,940.00	26	23.02
Cegłów	107,000.00	140,000.00	33,000.00	31	27.44
Radzymin	260,000.00	350,000.00	90,000.00	35	31.22
Przytyk	0.00	0.00	0.00	0	-3.40
Kałużyn	147,500.00	209,000.00	61,500.00	42	38.29
Krzynowłoga Mała	35,000.00	50,000.00	15,000.00	43	39.46
Ciechanów	21,000.00	30,350.00	9,350.00	45	41.12
Kobyłka	408,000.00	710,000.00	302,000.00	74	70.62
Łochów	65,000.00	65,000.00	0.00	0	-3.40
Ciepielów	0.00	0.00	0.00	0	-3.40
Karniewo	28,000.00	20,000.00	-8,000.00	-29	-31.97
Baranowo	22,000.00	50,000.00	28,000.00	127	123.87
Węgrów	170,000.00	150,000.00	-20,000.00	-12	-15.16
Naruszewo	5,000.00	15,000.00	10,000.00	200	196.60
Raciąż	35,000.00	125,000.00	90,000.00	257	253.74
Radzanów	5,500.00	39,000.00	33,500.00	609	605.69
Staroźreby	0.00	0.00	0.00	0	-3.40
Stara Błotnica	113,000.00	0.00	-113,000.00	-100	-100.00
Brudzeń Duży	0.00	0.00	0.00	0	-3.40
Sońsk	0.00	33,700.00	33,700.00	100	100.00

Table 26. Nominal statements, as well as in terms of changes in % of the real value of funds in particular communes/towns of Masovian Voivodeship under the programmes of cooperation with non-governmental organisations in 2020 and 2021.

Communes/towns in Podlaskie Voivodeship	Amounts in programmes in 2020 (PLN)	Amounts in programmes in 2021 (PLN)	Change in amounts in programmes in 2021 and 2020 (PLN)	Change in amounts in programmes in 2021 and 2020 (%)	Change in amounts in programmes in 2021 and 2020 adjusted for inflation (%)
Jasionówka	0.00	0.00	0.00	0	-3.40
Wąsosz	20,000.00	20,000.00	0.00	0	-3.40
Bielsk Podlaski	0.00	0.00	0.00	0	-3.40
Kleszczele	18,000.00	10,000.00	-8,000.00	-4	-47.84
Kolno	66,000.00	71,000.00	5,000.00	8	4.18
Czyżew	0.00	0.00	0.00	0	-3.40
Goniadz	80,000.00	50,000.00	-30,000.00	-38	-40.90
Boćki	30,000.00	20,000.00	-10,000.00	-3	-36.73
S sejny	143,000.00	100,000.00	-43,000.00	-30	-33.47
Kulesze Kościelne	27,000.00	20,000.00	-7,000.00	-26	-29.33
Giby	5,000.00	4,000.00	-1,000.00	-20	-23.40
Hajnówka	776,000.00	637,100.00	-138,900.00	-18	-21.30
Rutki-Kossaki	35,000.00	30,000.00	-5,000.00	-14	-17.69
Kuźnica	113,000.00	102,000.00	-11,000.00	-10	-13.13
Wasilków	843,000.00	783,000.00	-60,000.00	-7	-10.52

Lipsk	43,000.00	40,000.00	-3,000.00	-7	-10.38
Zabłudów	285,000.00	267,000.00	-18,000.00	-6	-9.72
Filipów	8,300.00	7,800.00	-500.00	-6	-9.42
Bielsk Podlaski	290,000.00	279,840.00	-10,160.00	-4	-6.90
Suwałki	3,814,000.00	3,716,500.00	-97,500.00	-3	-5.96
Grajewo	139,000.00	136,000.00	-3,000.00	-2	-5.56
Dąbrowa Białostocka	223,000.00	219,000.00	-4,000.00	-2	-5.19
Supraśl	319,000.00	314,000.00	-5,000.00	-2	-4.97
Augustów	730,000.00	730,000.00	0.00	0	-3.40
Augustów	35,000.00	35,000.00	0.00	0	-3.40
Bakałarzewo	3,000.00	3,000.00	0.00	0	-3.40
Bargłów Kościelny	50,000.00	50,000.00	0.00	0	-3.40
Białowieża	0.00	0.00	0.00	0	-3.40
Białystok	30,000,000.00	30,000,000.00	0.00	0	-3.40
Ciechanowiec	690,000.00	690,000.00	0.00	0	-3.40
Czarna Białostocka	102,800.00	102,800.00	0.00	0	-3.40
Czeremcha	65,000.00	65,000.00	0.00	0	-3.40
Czyże	0.00	0.00	0.00	0	-3.40
Dobrzyniewo Duże	20,000.00	20,000.00	0.00	0	-3.40
Drohiczyn	10,000.00	10,000.00	0.00	0	-3.40
Dziadkowice	10,000.00	10,000.00	0.00	0	-3.40
Grabowo	10,000.00	10,000.00	0.00	0	-3.40
Grajewo	2,000.00	2,000.00	0.00	0	-3.40
Grodzisk	1,000.00	1,000.00	0.00	0	-3.40
Hajnówka	3,000.00	3,000.00	0.00	0	-3.40
Janów	10,000.00	10,000.00	0.00	0	-3.40
Jaświły	10,000.00	10,000.00	0.00	0	-3.40
Jedwabne	0.00	0.00	0.00	0	-3.40
Jeleniewo	0.00	0.00	0.00	0	-3.40
Klukowo	0.00	0.00	0.00	0	-3.40
Knyszyn	30,000.00	30,000.00	0.00	0	-3.40
Kolno	0.00	0.00	0.00	0	-3.40
Krasnopol	5,000.00	5,000.00	0.00	0	-3.40
Krypno Kościelne	90,000.00	90,000.00	0.00	0	-3.40
Łomża	26,000.00	26,000.00	0.00	0	-3.40
Mały Płock	2,000.00	2,000.00	0.00	0	-3.40
Miastkowo	6,000.00	6,000.00	0.00	0	-3.40
Mielnik	100,000.00	100,000.00	0.00	0	-3.40
Mońki	0.00	50,000.00	50,000.00	100	100.00
Narew	0.00	0.00	0.00	0	-3.40
Narewka	20,000.00	20,000.00	0.00	0	-3.40
Nowe Piekuty	29,000.00	29,000.00	0.00	0	-3.40
Nowinka	2,000.00	2,000.00	0.00	0	-3.40
Nowy Dwór	0.00	0.00	0.00	0	-3.40
Nurzec-Stacja	0.00	0.00	0.00	0	-3.40
Orla	35,000.00	35,000.00	0.00	0	-3.40
Perlejewo	10,000.00	10,000.00	0.00	0	-3.40
Poświętne	20,000.00	20,000.00	0.00	0	-3.40
Przerośl	0.00	2,000.00	2,000.00	100	100.00
Przytuły	2,000.00	2,000.00	0.00	0	-3.40
Puńsk	0.00	5,000.00	5,000.00	100	100.00
Raczki	120,000.00	120,000.00	0.00	0	-3.40
Radziłów	10,000.00	10,000.00	0.00	0	-3.40
Rutka-Tartak	0.00	0.00	0.00	0	-3.40
Sidra	0.00	0.00	0.00	0	-3.40
Siemiatycze	100,000.00	100,000.00	0.00	0	-3.40
Sokoły	45,000.00	45,000.00	0.00	0	-3.40
Sokółka	0.00	0.00	0.00	0	-3.40
Stawiski	10,000.00	10,000.00	0.00	0	-3.40

Suraż	0.00	0.00	0.00	0	-3.40
Suwałki	107,000.00	107,000.00	0.00	0	-3.40
Szepietowo	780,000.00	780,000.00	0.00	0	-3.40
Sztabin	0.00	0.00	0.00	0	-3.40
Szudziałowo	20,000.00	20,000.00	0.00	0	-3.40
Szumowo	40,000.00	40,000.00	0.00	0	-3.40
Szypliszki	0.00	0.00	0.00	0	-3.40
Śniadowo	70,000.00	70,000.00	0.00	0	-3.40
Turośl	8,000.00	8,000.00	0.00	0	-3.40
Turośl Kościelna	45,000.00	45,000.00	0.00	0	-3.40
Tykocin	0.00	0.00	0.00	0	-3.40
Wizna	25,000.00	25,000.00	0.00	0	-3.40
Wiżajny	2,000.00	2,000.00	0.00	0	-3.40
Wysokie Mazowieckie	30,000.00	30,000.00	0.00	0	-3.40
Wysokie Mazowieckie	515,000.00	515,000.00	0.00	0	-3.40
Wyszki	25,000.00	25,000.00	0.00	0	-3.40
Zambrów	183,000.00	183,000.00	0.00	0	-3.40
Zbójna	50,000.00	50,000.00	0.00	0	-3.40
Łapy	616,800.00	617,000.00	200.00	0	-3.37
Choroszcz	173,500.00	181,000.00	7,500.00	4	0.92
Juchnowiec Kościelny	280,000.00	300,000.00	20,000.00	7	3.74
Brańsk	18,000.00	20,000.00	2,000.00	11	7.71
Łomża	2,397,500.00	2,765,000.00	367,500.00	15	11.93
Rudka	9,000.00	11,000.00	2,000.00	22	18.82
Rajgród	33,500.00	41,000.00	7,500.00	22	18.99
Krynki	22,000.00	28,000.00	6,000.00	27	23.87
Michałow	472,000.00	605,000.00	133,000.00	28	24.78
Piątnica Poduchowna	90,000.00	120,000.00	30,000.00	33	29.93
Szczuczyn	30,000.00	100,000.00	70,000.00	233	229.93
Sejny	13,000.00	70,000.00	57,000.00	438	435.06
Gródek	111,000.00	111,000.00	0.00	0	-3.40
Kołaki Kościelne	0.00	6,000.00	6,000.00	100	100.00

Table 27. Nominal statements, as well as in terms of changes in % of the real value of funds in particular communes/towns of Podlaskie Voivodeship under the programs of cooperation with non-governmental organisations in 2020 and 2021.

Communes/towns in Pomeranian Voivodeship	Amounts in programmes in 2020 (PLN)	Amounts in programmes in 2021 (PLN)	Change in amounts in programmes in 2021 and 2020 (PLN)	Change in amounts in programmes in 2021 and 2020 (%)	Change in amounts in programmes in 2021 and 2020 adjusted for inflation (%)
Linia	69,974.00	0.00	-69,974.00	-100	-100.00
Lipnica	13,000.00	13,000.00	0.00	0	-3.40
Kwidzyn	3,150,000.00	1,277,000.00	-1,873,000.00	-59	-62.86
Czarna Woda	40,000.00	20,000.00	-20,000.00	-50	-53.40
Osiek	20,000.00	10,000.00	-10,000.00	-50	-53.40
Dębica Kaszubska	228,825.00	150,000.00	-78,825.00	-34	-37.85
Debrzno	60,000.00	60,000.00	0.00	0	-3.40
Tczew	126,000.00	90,000.00	-36,000.00	-29	-31.97
Bobowo	30,000.00	25,000.00	-5,000.00	-17	-20.07
Hel	120,000.00	100,000.00	-20,000.00	-17	-20.07
Kosakowo	350,000.00	300,000.00	-50,000.00	-14	-17.69
Ustka	710,000.00	610,000.00	-100,000.00	-14	-17.48
Cedry Wielkie	116,000.00	100,000.00	-16,000.00	-14	-17.19
Lębork	472,000.00	407,000.00	-65,000.00	-14	-17.17
Kartuzy	1,100,000.00	950,000.00	-150,000.00	-14	-17.04



Krokowa	300,000.00	260,000.00	-40,000.00	-13	-16.73
Starogard Gdański	3,000,000.00	2,600,000.00	-400,000.00	-13	-16.73
Czarne	275,000.00	238,800.00	-36,200.00	-13	-16.56
Subkowy	125,000.00	109,000.00	-16,000.00	-13	-16.20
Stare Pole	141,000.00	128,000.00	-13,000.00	-9	-12.62
Somonino	82,000.00	75,000.00	-7,000.00	-9	-11.94
Juszkowo	108,000.00	100,000.00	-8,000.00	-7	-10.81
Lichnowy	142,000.00	132,000.00	-10,000.00	-7	-10.44
Nowy Dwór Gdański	313,000.00	291,000.00	-22,000.00	-7	-10.43
Kobylnica	695,000.00	650,000.00	-45,000.00	-6	-9.87
Puck	370,000.00	350,000.00	-20,000.00	-5	-8.81
Nowa Karczma	146,600.00	139,100.00	-7,500.00	-5	-8.52
Choczewo	80,000.00	76,000.00	-4,000.00	-5	-8.40
Cewice	160,000.00	155,000.00	-5,000.00	-3	-6.53
Tuchomie	144,500.00	140,000.00	-4,500.00	-3	-6.51
Stegna	66,000.00	64,000.00	-2,000.00	-3	-6.43
Gdynia	20,784,059.00	20,187,575.00	-596,484.00	-3	-6.27
Malbork	845,000.00	840,000.00	-5,000.00	-1	-3.99
Ustka	950,000.00	944,444.00	-5,556.00	-1	-3.98
Brusy	282,400.00	282,400.00	0.00	0	-3.40
Chmielno	100,000.00	100,000.00	0.00	0	-3.40
Człuchów	370,000.00	370,000.00	0.00	0	-3.40
Damnica	153,000.00	153,000.00	0.00	0	-3.40
Dziemiany	13,000.00	13,000.00	0.00	0	-3.40
Dzierzgoń	46,000.00	46,000.00	0.00	0	-3.40
Gardeja	15,000.00	15,000.00	0.00	0	-3.40
Gniewino	412,000.00	412,000.00	0.00	0	-3.40
Jastarnia	150,000.00	150,000.00	0.00	0	-3.40
Kolbudy	900,000.00	900,000.00	0.00	0	-3.40
Kołczygłowy	80,000.00	80,000.00	0.00	0	-3.40
Konarzyny	12,000.00	12,000.00	0.00	0	-3.40
Kościerzyna	70,000.00	70,000.00	0.00	0	-3.40
Krasin	180,000.00	180,000.00	0.00	0	-3.40
Liniewo	15,000.00	15,000.00	0.00	0	-3.40
Lipusz	10,000.00	10,000.00	0.00	0	-3.40
Luzino	270,000.00	270,000.00	0.00	0	-3.40
Łeba	130,000.00	130,000.00	0.00	0	-3.40
Malbork	0.00	0.00	0.00	0	-3.40
Mikołajki Pomorskie	16,000.00	16,000.00	0.00	0	-3.40
Miłoradz	30,000.00	30,000.00	0.00	0	-3.40
Morzeszczyn	25,000.00	25,000.00	0.00	0	-3.40
Osieczna	500.00	500.00	0.00	0	-3.40
Ostaszewo	0.00	0.00	0.00	0	-3.40
Parchowy	20,000.00	20,000.00	0.00	0	-3.40
Pelplin	100,000.00	100,000.00	0.00	0	-3.40
Potęgowo	200,000.00	200,000.00	0.00	0	-3.40
Prabuty	120,000.00	120,000.00	0.00	0	-3.40
Przodkowo	60,000.00	60,000.00	0.00	0	-3.40
Przywidz	36,500.00	36,500.00	0.00	0	-3.40
Pszczółki	20,000.00	20,000.00	0.00	0	-3.40
Puck	400,000.00	400,000.00	0.00	0	-3.40
Rumia	600,000.00	600,000.00	0.00	0	-3.40
Rzeczenica	15,000.00	15,000.00	0.00	0	-3.40
Sadlinki	43,000.00	43,000.00	0.00	0	-3.40
Sierakowice	800,000.00	800,000.00	0.00	0	-3.40
Skarszewy	0.00	1,566,543.00	1,566,543.00	100	100.00
Skórcz	40,000.00	40,000.00	0.00	0	-3.40
Słupsk	20,000.00	20,000.00	0.00	0	-3.40
Smętowo Graniczne	0.00	0.00	0.00	0	-3.40



Smøldzino	80,000.00	80,000.00	0.00	0	-3.40
Sopot	7,000,000.00	7,000,000.00	0.00	0	-3.40
Starogard Gdański	0.00	0.00	0.00	0	-3.40
Stary Dzierzgoń	10,000.00	10,000.00	0.00	0	-3.40
Stary Targ	40,000.00	40,000.00	0.00	0	-3.40
Sulęczyno	70,000.00	70,000.00	0.00	0	-3.40
Sztutowo	10,000.00	10,000.00	0.00	0	-3.40
Tczew	3,500,000.00	3,500,000.00	0.00	0	-3.40
Trąbki Wielkie	40,000.00	40,000.00	0.00	0	-3.40
Trzebielino	65,000.00	65,000.00	0.00	0	-3.40
Wejherowo	100,000.00	100,000.00	0.00	0	-3.40
Wicko	100,000.00	100,000.00	0.00	0	-3.40
Władysławowo	230,000.00	230,000.00	0.00	0	-3.40
Zblewo	0.00	180,000.00	180,000.00	100	100.00
Żukowo	1,611,800.00	1,611,800.00	0.00	0	-3.40
Miastko	680,000.00	690,000.00	10,000.00	1	-1.93
Pruszcz Gdański	1,230,409.00	1,254,249.00	23,840.00	2	-1.46
Kwidzyn	230,000.00	235,000.00	5,000.00	2	-1.23
Głównyce	195,000.00	200,000.00	5,000.00	3	-0.84
Stara Kiszewa	873,596.00	896,500.00	22,904.00	3	-0.78
Czarna Dąbrówka	113,800.00	117,600.00	3,800.00	3	-0.06
Gdańsk	71,777,426.00	74,890,913.00	3,113,487.00	4	0.94
Suchy Dąb	349,100.00	365,000.00	15,900.00	5	1.15
Sztum	977,175.00	1,029,600.00	52,425.00	5	1.96
Ryjewo	192,000.00	202,800.00	10,800.00	6	2.23
Kościerzyna	523,000.00	555,000.00	32,000.00	6	2.72
Stężycza	260,000.00	280,000.00	20,000.00	8	4.29
Chojnice	3,107,860.00	3,416,710.00	308,850.00	10	6.54
Nowy Staw	20,000.00	22,000.00	2,000.00	10	6.60
Borzytuchom	119,000.00	135,000.00	16,000.00	13	10.05
Gniew	3,213,870.00	3,658,760.00	444,890.00	14	10.44
Łęczycze	63,000.00	72,000.00	9,000.00	14	10.89
Słupsk	5,970,728.00	6,842,465.00	871,737.00	15	11.20
Kaliska	47,000.00	55,000.00	8,000.00	17	13.62
Wejherowo	812,000.00	952,500.00	140,500.00	17	13.90
Bytów	2,578,121.00	3,026,777.00	448,656.00	17	14.00
Szemud	316,000.00	375,000.00	59,000.00	19	15.27
Człuchów	403,500.00	480,000.00	76,500.00	19	15.56
Koczała	53,500.00	66,500.00	13,000.00	24	20.90
Chojnice	405,000.00	540,000.00	135,000.00	33	29.93
Studzienice	97,000.00	130,000.00	33,000.00	34	30.62
Czersk	386,000.00	520,000.00	134,000.00	35	31.32
Reda	279,835.00	409,105.00	129,270.00	46	42.8
Skórcz	40,000.00	40,000.00	0.00	0	-3.40
Nowa Wieś Lęborska	159,500.00	250,500.00	91,000.00	57	53.65
Krynica Morska	25,000.00	40,000.00	15,000.00	60	56.60

Table 28. Nominal statements, as well as in terms of changes in % of the real value of funds in particular communes/towns of Pomeranian Voivodeship under the programmes of cooperation with non-governmental organisations in 2020 and 2021.

Communes/towns in Silesia voivodeship	Amounts in programmes in 2020 (PLN)	Amounts in programmes in 2021 (PLN)	Change in amounts in programmes in 2021 and 2020 (PLN)	Change in amounts in programmes in 2021 and 2020 (%)	Change in amounts in programmes in 2021 and 2020 adjusted for inflation (%)
Jeleśnia	944,173.00	985,495.00	41,322.00	4	0.98

Ogrodzieniec	20,000.00	20,000.00	0.00	0	-3.40
Sośnicowice	4,211,000.00	4,211,000.00	0.00	0	-3.40
Żarki	240,000.00	180,000.00	-60,000.00	-25	-28.40
Suszec	160,000.00	10,000.00	-150,000.00	-94	-97.15
Lędziny	100,000.00	11,000.00	-89,000.00	-89	-92.40
Krzepice	74,000.00	74,000.00	0.00	0	-3.40
Pietrowice Wielkie	31,000.00	5,000.00	-26,000.00	-8	-87.27
Kruszyna	60,000.00	10,000.00	-50,000.00	-83	-86.73
Gorzyce	291,000.00	110,000.00	-181,000.00	-62	-65.60
Łaziska Górne	150,000.00	70,000.00	-80,000.00	-53	-56.73
Rybnik	12,379,012.00	6,888,047.00	-5,490,965.00	-44	-47.76
Jaworze	250,000.00	150,000.00	-100,000.00	-40	-43.40
Brenna	67,000.00	42,000.00	-25,000.00	-37	-40.71
Wręczyca Wielka	350,000.00	220,000.00	-130,000.00	-37	-40.54
Boronów	54,300.00	34,300.00	-20,000.00	-37	-40.23
Orzesze	783,358.00	503,152.00	-280,206.00	-36	-39.17
Woźniki	462,000.00	377,000.00	-85,000.00	-18	-21.80
Lelów	60,000.00	40,000.00	-20,000.00	-33	-36.73
Konopiska	400,000.00	285,000.00	-115,000.00	-29	-32.15
Herby	255,000.00	185,000.00	-70,000.00	-27	-30.85
Siemianowice Śląskie	1,917,500.00	1,400,000.00	-517,500.00	-27	-30.39
Bieruń	500,000.00	371,500.00	-128,500.00	-26	-29.10
Pszów	107,600.00	83,100.00	-24,500.00	-23	-26.17
Psary	193,000.00	151,000.00	-42,000.00	-22	-25.16
Konieczpol	130,000.00	102,000.00	-28,000.00	-22	-24.94
Czerwionka-Leszczyny	1,425,150.00	1,139,300.00	-285,850.00	-20	-23.46
Bielsko-Biała	6,000,000.00	5,000,000.00	-1,000,000.00	-17	-20.07
Blachownia	300,000.00	250,000.00	-50,000.00	-17	-20.07
Wodzisław Śląski	590,000.00	500,000.00	-90,000.00	-15	-18.65
Żory	980,000.00	845,000.00	-135,000.00	-14	-17.18
Rędziny	380,000.00	340,000.00	-40,000.00	-11	-13.93
Łodygowice	123,500.00	113,000.00	-10,500.00	-9	-11.90
Marklowice	97,000.00	90,000.00	-7,000.00	-7	-10.62
Rudnik	160,000.00	150,000.00	-10,000.00	-6	-9.65
Poręba	70,000.00	66,000.00	-4,000.00	-6	-9.11
Pyskowice	969,940.00	917,120.00	-52,820.00	-5	-8.85
Wojkowice	190,000.00	180,000.00	-10,000.00	-5	-8.66
Racibórz	3,366,000.00	3,194,000.00	-172,000.00	-5	-8.51
Buczkowice	263,100.00	251,500.00	-11,600.00	-4	-7.81
Krupski Młyn	115,000.00	110,000.00	-5,000.00	-4	-7.75
Tychy	17,790,779.00	17,274,088.00	-516,691.00	-3	-6.30
Chorzów	10,457,756.00	10,162,367.00	-295,389.00	-3	-6.22
Olsztyn	185,000.00	180,000.00	-5,000.00	-3	-6.10
Dąbrowa Górnicza	6,101,280.00	5,993,860.00	-107,420.00	-2	-5.16
Koszęcin	305,000.00	300,000.00	-5,000.00	-2	-5.04
Radlin	674,000.00	664,000.00	-10,000.00	-1	-4.88
Będzin	948,329.00	940,487.00	-7,842.00	-1	-4.23
Bestwina	200,000.00	200,000.00	0.00	0	-3.40
Bobrowniki	60,000.00	60,000.00	0.00	0	-3.40
Bojszowy	25,000.00	25,000.00	0.00	0	-3.40
Bytom	3,000,000.00	3,000,000.00	0.00	0	-3.40
Chełm Śląski	30,000.00	30,000.00	0.00	0	-3.40
Ciasna	210,000.00	210,000.00	0.00	0	-3.40
Cieszyn	1,505,000.00	1,505,000.00	0.00	0	-3.40
Czechowice-Dziedzice	597,000.00	597,000.00	0.00	0	-3.40
Czernichów	52,000.00	52,000.00	0.00	0	-3.40
Dąbrowa Zielona	50,000.00	50,000.00	0.00	0	-3.40
Dębowiec	0.00	40,000.00	40,000.00	100	100.00
Gierałtowice	200,000.00	200,000.00	0.00	0	-3.40

Gliwice	5,500,000.00	5,500,000.00	0.00	0	-3.40
Goczałkowice-Zdrój	250,000.00	250,000.00	0.00	0	-3.40
Godów	16,000.00	16,000.00	0.00	0	-3.40
Goleszów	200,000.00	200,000.00	0.00	0	-3.40
Hażlach	40,000.00	40,000.00	0.00	0	-3.40
Imielin	550,000.00	550,000.00	0.00	0	-3.40
Irządze	2,000.00	2,000.00	0.00	0	-3.40
Istebna	200,000.00	200,000.00	0.00	0	-3.40
Jastrzębie-Zdrój	2,328,709.00	2,328,709.00	0.00	0	-3.40
Jaworzno	2,000,000.00	2,000,000.00	0.00	0	-3.40
Kamienica Polska	155,000.00	155,000.00	0.00	0	-3.40
Katowice	25,000,000.00	25,000,000.00	0.00	0	-3.40
Kłomnice	200,000.00	200,000.00	0.00	0	-3.40
Kobiór	4,000.00	4,000.00	0.00	0	-3.40
Kochanowice	55,000.00	55,000.00	0.00	0	-3.40
Kornowac	100,000.00	100,000.00	0.00	0	-3.40
Koszarawa	35,000.00	35,000.00	0.00	0	-3.40
Koziegłowy	230,000.00	230,000.00	0.00	0	-3.40
Kroczyce	50,000.00	50,000.00	0.00	0	-3.40
Krzyżanowice	408,000.00	408,000.00	0.00	0	-3.40
Kuźnia Raciborska	18,000.00	18,000.00	0.00	0	-3.40
Lipie	25,000.00	25,000.00	0.00	0	-3.40
Lubliniec	400,000.00	400,000.00	0.00	0	-3.40
Łazy	23,500.00	23,500.00	0.00	0	-3.40
Łękawica	13,000.00	13,000.00	0.00	0	-3.40
Miedźno	0.00	0.00	0.00	0	-3.40
Mierzęcice	85,000.00	85,000.00	0.00	0	-3.40
Mikołów	500,000.00	500,000.00	0.00	0	-3.40
Mykanów	170,000.00	170,000.00	0.00	0	-3.40
Myszków	700,000.00	700,000.00	0.00	0	-3.40
Opatów	60,000.00	60,000.00	0.00	0	-3.40
Ornontowice	114,700.00	114,700.00	0.00	0	-3.40
Ożarówice	0.00	0.00	0.00	0	-3.40
Panki	50,000.00	50,000.00	0.00	0	-3.40
Poczesna	220,000.00	220,000.00	0.00	0	-3.40
Porąbka	436,000.00	436,000.00	0.00	0	-3.40
Przyrów	79,000.00	79,000.00	0.00	0	-3.40
Pszczyna	1,600,000.00	1,600,000.00	0.00	0	-3.40
Rydułtowy	250,000.00	250,000.00	0.00	0	-3.40
Skoczów	300,000.00	300,000.00	0.00	0	-3.40
Sosnowiec	4,211,000.00	4,211,000.00	0.00	0	-3.40
Starcza	90,000.00	90,000.00	0.00	0	-3.40
Strumień	35,000.00	35,000.00	0.00	0	-3.40
Szczekociny	50,000.00	50,000.00	0.00	0	-3.40
Szczyrk	163,000.00	163,000.00	0.00	0	-3.40
Ślemień	25,500.00	25,500.00	0.00	0	-3.40
Świerklaniec	200,000.00	200,000.00	0.00	0	-3.40
Świerklany	80,000.00	80,000.00	0.00	0	-3.40
Tarnowskie Góry	2,500,000.00	2,500,000.00	0.00	0	-3.40
Tworóg	180,000.00	180,000.00	0.00	0	-3.40
Ujszy	10,000.00	10,000.00	0.00	0	-3.40
Ustroń	500,000.00	500,000.00	0.00	0	-3.40
Węgierska Górka	248,000.00	248,000.00	0.00	0	-3.40
Wisła	80,000.00	80,000.00	0.00	0	-3.40
Wry	100,000.00	100,000.00	0.00	0	-3.40
Żarnowiec	50,000.00	50,000.00	0.00	0	-3.40
Żywiec	665,000.00	665,000.00	0.00	0	-3.40
Mstów	337,000.00	338,000.00	1,000.00	0	-3.10
Zawiercie	1,595,000.00	1,605,000.00	10,000.00	1	-2.77

Wilkowice	308,000.00	310,000.00	2,000.00	1	-2.75
Świątchłowice	2,753,497.00	2,785,130.00	31,633.00	1	-2.25
Krzanowice	255,000.00	258,000.00	3,000.00	1	-2.22
Pawłówek	750,000.00	760,000.00	10,000.00	1	-2.07
Miedźna	1,011,421.00	1,026,306.00	14,885.00	1	-1.93
Siewierz	236,000.00	240,000.00	4,000.00	2	-1.71
Pawonków	521,600.00	532,000.00	10,400.00	2	-1.41
Piekary Śląskie	850,000.00	870,000.00	20,000.00	2	-1.05
Lipowa	162.00	166.00	4.00	2	-0.93
Toszek	369,000.00	379,000.00	10,000.00	3	-0.69
Kalety	165,000.00	170,000.00	5,000.00	3	-0.37
Knurów	882,000.00	910,000.00	28,000.00	3	-0.23
Gaszowice	266,200.00	279,500.00	13,300.00	5	1.60
Zawady	76,000.00	80,000.00	4,000.00	5	1.86
Mszana	90,000.00	95,000.00	5,000.00	6	2.16
Jasienica	520,000.00	550,000.00	30,000.00	6	2.37
Niegowa	80,000.00	85,000.00	5,000.00	6	2.85
Radzionków	131,000.00	140,000.00	9,000.00	7	3.47
Wielowieś	302,000.00	325,000.00	23,000.00	8	4.22
Kłobuck	325,000.00	352,000.00	27,000.00	8	4.91
Włodowice	22,000.00	24,000.00	2,000.00	9	5.69
Rudziniec	355,000.00	390,000.00	35,000.00	10	6.46
Mysłowice	4,500,000.00	4,980,000.00	480,000.00	11	7.27
Lubomia	45,600.00	50,600.00	5,000.00	11	7.56
Zbrostawice	501,000.00	560,000.00	59,000.00	12	8.38
Pilchowice	83,000.00	93,000.00	10,000.00	12	8.65
Miasteczko Śląskie	586,000.00	658,000.00	72,000.00	12	8.89
Radziechowy-Wieprz	75,000.00	85,000.00	10,000.00	13	9.93
Częstochowa	24,091,885.00	27,716,720.00	3,624,835.00	15	11.65
Świnna	39,000.00	45,000.00	6,000.00	15	11.98
Jejkowice	57,000.00	66,000.00	9,000.00	16	12.39
Milówka	100,000.00	120,000.00	20,000.00	20	16.60
Wilamowice	250,000.00	310,000.00	60,000.00	24	20.60
Nędza	149,600.00	191,400.00	41,800.00	28	24.54
Zabrze	9,576,000.00	12,810,000.00	3,234,000.00	34	30.37
Ruda Śląska	10,000,000.00	11,000,000.00	1,000,000.00	10	6.60
Poraj	250,000.00	300,000.00	50,000.00	20	16.60
Zebrzydowice	100,000.00	145,000.00	45,000.00	45	41.60
Lyski	11,000.00	10,000.00	-1,000.00	-9	-12.49
Janów	30,000.00	45,000.00	15,000.00	50	46.60
Rajcza	20,000.00	30,000.00	10,000.00	50	46.60
Czeladź	887,000.00	735,000.00	-152,000.00	-17	-20.54
Przystań	100,000.00	90,000.00	-10,000.00	-10	-13.40
Kozy	50,000.00	108,000.00	58,000.00	116	112.60
Pilica	108,000.00	108,000.00	0.00	0	-3.40
Sławków	175,000.00	144,000.00	-31,000.00	-18	-21.11

Table 29. Nominal statements, as well as in terms of changes in % of the real value of funds in particular communes/towns of Silesian Voivodeship under the programmes of cooperation with non-governmental organisations in 2020 and 2021.

Communes/towns in Świętokrzyskie Voivodeship	Amounts in programmes in 2020 (PLN)	Amounts in programmes in 2021 (PLN)	Change in amounts in programmes in 2021 and 2020 (PLN)	Change in amounts in programmes in 2021 and 2020 (%)	Change in amounts in programmes in 2021 and 2020 adjusted for inflation (%)
Sitkówka Nowiny	470,000.00	520,000.00	50,000.00	11	7.24

Morawica	477,473.00	149,000.00	-328,473.00	-69	-72.19
Ćmielów	13,500.00	13,000.00	-500.00	-4	-7.10
Kije	80,000.00	50,000.00	-30,000.00	-38	-40.90
Zagnańsk	160,000.00	100,000.00	-60,000.00	-38	-40.90
Bodzentyn	370,000.00	270,000.00	-100,000.00	-27	-30.43
Ostrowiec					
Świętokrzyski	1,800,000.00	1,400,000.00	-400,000.00	-22	-25.62
Górno	70,000.00	55,000.00	-15,000.00	-21	-24.83
Krasocin	450,700.00	355,000.00	-95,700.00	-21	-24.63
Wojciechowice	70,000.00	60,000.00	-10,000.00	-14	-17.69
Kazimierza Wielka	444,020.00	390,000.00	-54,020.00	-12	-15.57
Kielce	12,094,735.00	10,669,089.00	-1,425,646.00	-12	-15.19
Blizyn	100,000.00	90,000.00	-10,000.00	-10	-13.40
Kluczewsko	90,000.00	85,000.00	-5,000.00	-6	-8.96
Pawłów	174,900.00	167,400.00	-7,500.00	-4	-7.69
Obrazów	82,000.00	80,000.00	-2,000.00	-2	-5.84
Koprzywnica	799,136.00	797,188.00	-1,948.00	0	-3.64
Baćkowice	30,000.00	30,000.00	0.00	0	-3.40
Batów	2,000.00	2,000.00	0.00	0	-3.40
Bieliny	160,000.00	160,000.00	0.00	0	-3.40
Bogoria	22,000.00	22,000.00	0.00	0	-3.40
Brody	165,000.00	165,000.00	0.00	0	-3.40
Chmielnik	80,000.00	80,000.00	0.00	0	-3.40
Czarnocin	0.00	0.00	0.00	0	-3.40
Daleszyce	250,000.00	250,000.00	0.00	0	-3.40
Gnojno	0.00	0.00	0.00	0	-3.40
Gowarczów	67,000.00	67,000.00	0.00	0	-3.40
Imielno	0.00	0.00	0.00	0	-3.40
Iwaniska	0.00	0.00	0.00	0	-3.40
Jędrzejów	0.00	0.00	0.00	0	-3.40
Kunów	190,000.00	190,000.00	0.00	0	-3.40
Lipnik	40,000.00	40,000.00	0.00	0	-3.40
Łopuszno	80,000.00	80,000.00	0.00	0	-3.40
Łubnice	0.00	0.00	0.00	0	-3.40
Michałów	0.00	3,000.00	3,000.00	100	100.00
Miedziana Góra	300,000.00	300,000.00	0.00	0	-3.40
Mirzec	23,000.00	23,000.00	0.00	0	-3.40
Mniów	20,000.00	20,000.00	0.00	0	-3.40
Moskorzew	8,000.00	8,000.00	0.00	0	-3.40
Nowa Słupia	190,000.00	190,000.00	0.00	0	-3.40
Nowy Korczyn	77,000.00	77,000.00	0.00	0	-3.40
Opatowiec	2,000.00	2,000.00	0.00	0	-3.40
Ostrowiec					
Świętokrzyski	20,000.00	20,000.00	0.00	0	-3.40
Ożarów	360,000.00	360,000.00	0.00	0	-3.40
Pierzchnica	0.00	0.00	0.00	0	-3.40
Radków	0.00	0.00	0.00	0	-3.40
Radoszyce	300,000.00	300,000.00	0.00	0	-3.40
Raków	10,000.00	10,000.00	0.00	0	-3.40
Rytwiany	162,000.00	162,000.00	0.00	0	-3.40
Sadowie	10,000.00	10,000.00	0.00	0	-3.40
Samorzec	250,000.00	250,000.00	0.00	0	-3.40
Sandomierz	1,329,000.00	1,329,000.00	0.00	0	-3.40
Secemin	57,500.00	57,500.00	0.00	0	-3.40
Skalbmierz	60,000.00	60,000.00	0.00	0	-3.40
Skarżysko Kościelne	45,000.00	45,000.00	0.00	0	-3.40
Słupia	8,000.00	8,000.00	0.00	0	-3.40
Sobków	58,000.00	58,000.00	0.00	0	-3.40
Solec-Zdrój	300,000.00	300,000.00	0.00	0	-3.40
Staszów	133,000.00	133,000.00	0.00	0	-3.40

Stopnica	80,000.00	80,000.00	0.00	0	-3.40
Strawczyn	25,000.00	25,000.00	0.00	0	-3.40
Suchedniów	20,000.00	20,000.00	0.00	0	-3.40
Tartów	0.00	0.00	0.00	0	-3.40
Tuczępy	3,000.00	3,000.00	0.00	0	-3.40
Wśniów	40,000.00	40,000.00	0.00	0	-3.40
Wiślica	50,000.00	50,000.00	0.00	0	-3.40
Wodzisław	0.00	0.00	0.00	0	-3.40
Sędziszów	852,529.00	856,735.00	4,206.00	0	-2.91
Szydłów	50,000.00	51,000.00	1,000.00	2	-1.40
Masłów	176,000.00	183,000.00	7,000.00	4	0.58
Połaniec	763,000.00	800,000.00	37,000.00	5	1.45
Starachowice	950,000.00	1,000,000.00	50,000.00	5	1.86
Klimontów	170,000.00	180,000.00	10,000.00	6	2.48
Fałków	50,000.00	53,000.00	3,000.00	6	2.60
Stąporków	130,000.00	140,000.00	10,000.00	8	4.29
Małogoszcz	428,000.00	463,000.00	35,000.00	8	4.78
Bejsce	50,000.00	55,000.00	5,000.00	10	6.60
Osiek	60,000.00	66,000.00	6,000.00	10	6.60
Nagłowice	48,000.00	53,000.00	5,000.00	10	7.02
Piekoszków	17,000,000.00	19,000,000.00	2,000,000.00	12	8.36
Włoszczowa	428,500.00	479,500.00	51,000.00	12	8.50
Dwikozy	160,000.00	180,000.00	20,000.00	13	9.10
Łonów	80,000.00	90,000.00	10,000.00	13	9.10
Złota	4,000.00	4,500.00	500.00	13	9.10
Opatów	220.00	250.00	30.00	14	10.24
Czerwona Górka	35,000.00	40,000.00	5,000.00	14	10.89
Busko-Zdrój	300,000.00	350,000.00	50,000.00	17	13.27
Smyków	112,000.00	132,000.00	20,000.00	18	14.46
Pińczów	219,500.00	282,500.00	63,000.00	29	25.30
Pacanów	0.00	0.00	0.00	0	-3.40
Wąchock	27,500.00	27,500.00	0.00	0	-3.40
Wilczyce	70,000.00	70,000.00	0.00	0	-3.40
Chęciny	17,000.00	30,000.00	13,000.00	76	73.07
Oksa	0.00	0.00	0.00	0	-3.40
Działoszyce	10,000.00	30,000.00	20,000.00	200	196.60
Łagów	0.00	0.00	0.00	0	-3.40
Ruda Maleniecka	10,000.00	75,000.00	65,000.00	650	646.60
Zawichost	33,700.00	33,700.00	0.00	0	-3.40
Skarżysko-Kamienna	1,132,000.00	1,140,000.00	8,000.00	1	-2.69
Końskie	380,000.00	430,000.00	50,000.00	13	9.76

Table 30. Nominal statements, as well as in terms of changes in % of the real value of funds in particular communes/towns of Świętokrzyskie Voivodeship under the programmes of co-operation with non-governmental organisations in 2020 and 2021.